



**AeroAudio**

WWW.AEROAUDIO.EU

# BLUETOOTH TRANSCIEVER

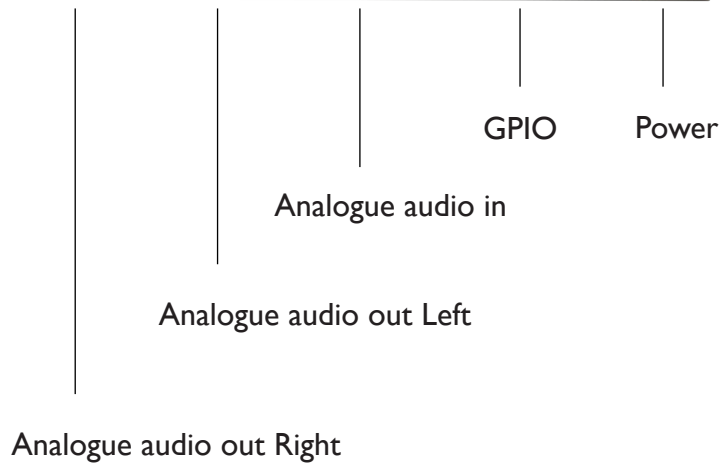
## MANUAL



### Technical data:

Analogue audio input: Mono +6dBu

Analogue audio outputs: Stereo +6dBu



**AeroAudio**

WWW.AEROAUDIO.EU

STEENWEG 148C - 9810 NAZARETH - BELGIUM - T +32 (0)9 396 76 40 - INFO@AEROAUDIO.EU

# BLUETOOTH TRANSCIEVER

## MANUAL

---

The AeroAudio BTI is a Bluetooth receiver and transmitter for connecting Bluetooth devices to a studio. Not only can music be played from a phone, but also the phone can be used as a telephone fork and thus directly via whatsapp, skype, telephony or other communication apps a conversation in the broadcast. The caller hears the return signal from the studio.

### **Switching on**

When the BTI is switched on, the LED in the connect button will blink fast. This indicates the BTI will start. After starting, the led in the connect button will blink once per 3 seconds. This indicates the BTI is ready to connect, the BTI is now in stand-by mode.

### **Making a connection**

Push the connect button for 1 second to make a new connection. The LED will blink once per second.

The BTI is now visible for other Bluetooth devices under the name AeroAudio BTI. When the bluetooth connection is established, the LED will light up continuously.

As long as the LED is on continuously, it is possible to play audio files or record telephone calls.

In case of an incoming phone call, the BTI will automatically answer the call.

### **Disconnecting**

Press the connect button for 1 second. The BTI will disconnect the existing Bluetooth connection. The LED will blink once per second again, ready to establish a new connection.

### **Making the module invisible**

To make the module invisible to other devices, press the connect button for 1 second after disconnecting it. The LED will now blink once every 3 seconds. The module is no longer visible and pairing is not possible. This avoids confusion about which BT module to connect to when using multiple BT modules.





**AeroAudio**

WWW.AEROAUDIO.EU

# BLUETOOTH TRANSCIEVER

## MANUAL

---

### **Multiple modules in the same room**

If more than one module is used a short distance apart, it is difficult to tell them apart because they have the same name. Therefore, there is an option to customize this name. It is possible to change the number in the name. The 1 in the name "AeroAudio BT 1" can be changed to resp. 1 to 9.

If you press and hold the connect button for 3 seconds when connecting the power supply, the module enters the programming mode. So first press the button, then connect the power. The LED will now blink in the rhythm of the number; so 1 time for the number 1, 2 times for the number 2 etc. By pressing the button 1 time briefly, the number is increased by 1. The LED blinks equal to the value of the digit. After 9 times the number will return to 1.

If the correct number is chosen, the button again 3 seconds and then this setting is stored. This setting will be stored until it is changed again.



**AeroAudio**

WWW.AEROAUDIO.EU

STEENWEG 148C - 9810 NAZARETH - BELGIUM - T +32 (0)9 396 76 40 - INFO@AEROAUDIO.EU



**AeroAudio**

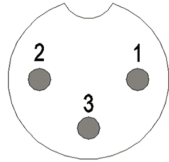
WWW.AEROAUDIO.EU

# BLUETOOTH TRANSCIEVER

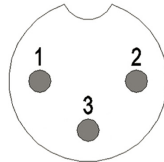
## MANUAL

---

XLR 3 pen female

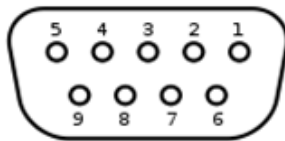


XLR 3 Pen male



Pin	Function	Type
1	Shield	Shield
2	Signal +	Input
3	Signal -	Input

SUB-D 9 female



Pin	Funcție	Type
1	Switching contact "CONNECT"	Input
2	LED status, +12 volt 20mA	Output
3		n.c.
4		n.c.
5		n.c.
6	Massa contact Pin 1	Massa
7	Massa Pin 2	Massa
8		n.c.
9		n.c.



**AeroAudio**

WWW.AEROAUDIO.EU

STEENWEG 148C - 9810 NAZARETH - BELGIUM - T +32 (0)9 396 76 40 - INFO@AEROAUDIO.EU



**AeroAudio**

WWW.AEROAUDIO.EU

# BLUETOOTH TRANSCIEVER

## MANUAL

---

### **Power supply**

12 volts DC. Polarity unimportant  
Maximum absorbed power: 60mA

### **Radio module**

Bluetooth v4.2 class 2  
Frequency: 2400Mhz to 2480MHz  
Maximum RF power: 2dBi

### **RF module certification**

- BT SIG/QDID: 83345
- United States/FCC ID:A8TBM64S2
- Canada/ISED
- IC: 12246A-BM64S2
- HVIN: BM64SPKS1MC2
- Europe/CE
- Japan/MIC: 005-101205
- Korea/KCC: MSIP-CRM-mcp-BM64SPKS1MC2
- Taiwan/NCC No: CCANI6LP0280T8
- China/SRRC: CMIIT ID: 2016DJ2356



**AeroAudio**

WWW.AEROAUDIO.EU

STEENWEG 148C - 9810 NAZARETH - BELGIUM - T +32 (0)9 396 76 40 - INFO@AEROAUDIO.EU



**AeroAudio**

WWW.AEROAUDIO.EU

# BLUETOOTH TRANSCIEVER MANUAL

---

## Safety First!

- Caution: hot and sharp surfaces! This professional device may only be installed by qualified personnel.
- Check the cardboard box for any damage upon receipt of the goods. In case of a damaged box, please contact your distributor before opening it. contact your distributor before opening the box.
- Read all documentation before using the unit.
- Keep all documentation for future reference.
- Keep the box and the packaging material even if the equipment has arrived in good condition.
- Should you ever need to ship the appliance, use only the original factory packaging.
- Do not spill water or other liquids in or on the device.
- Always use the power supply provided.
- Make sure that the power outlets correspond to the power requirements indicated on the back of the power supply.
- Do not use the device if the power cord is frayed or broken.
- Turn off and disconnect the devices from the mains before making any connections.
- Do not use the device near heaters, heating grills, radiators or other heat producing devices.
- Do not use the unit on a surface or in an environment that may interfere with the normal flow of air around the unit.  
If the unit is used in an extremely dusty or smoky environment, the unit should be "dusted" regularly.
- Do not remove the cover. Removing the cover will expose you to potentially dangerous voltages.
- In case of malfunction, this unit should only be serviced by qualified service personnel.
- Always follow the instructions of the supplier and manufacturer - Only use accessories, spare and replacement parts specified by the manufacturer.
- Only use the device for the purpose intended by the manufacturer.



**AeroAudio**

WWW.AEROAUDIO.EU

STEENWEG 148C - 9810 NAZARETH - BELGIUM - T +32 (0)9 396 76 40 - INFO@AEROAUDIO.EU