

Inspiration & product guide

**AV products
for professionals**



Audipack®

It's great to have solutions...



About us

Making products is in our DNA.

Creating new solutions for our clients challenges. Investigating new materials, production methods; what ever it takes to get to our common goal.

Therefore Audipack is the right brand for a seamless integration of standard and custom made presentation products in many branches.

For almost 40 years now the Audipack products such as projector and flatscreen accessories, flightcases and interpreter booths are proven to be standards. Audipack products can be recognized in PRO-AV, AV-Rental, in-store communication, narrowcasting, marine and home cinema applications.

All Audipack products are designed and manufactured in-house in The Netherlands in 3 different production facilities; hand-made, with craftsmen.

All products are designed and built according European standards and quality norms.

Contact details:

Industriestraat 2
2751 GT Moerkapelle
The Netherlands
Tel: +31 79 593 1671
Sales: audipack@audipack.com
Support: support@audipack.com
www.audipack.com

Audio Solutions

Soundbar audio solutions for flat panels	3
Audio solutions for boardrooms and public areas	7

FLEX-800

FLEX-800	9
----------------	---

**Floorstands & supports**

700 series floor stands	16
800 series floor stands	24
900 series floor stands	28
1000 series floor stands.....	36
Height adjustable floor stands	38
Large screen trolleys	42
All-in-one trolley	44
Presentation trolleys.....	45
Off grid solutions.....	48
Height adjustable trolleys.....	50
Mobile video wall display.....	54
Touch table solutions.....	57

Mounting solutions

Table stands and mounts	59
Video wall mounting solutions	61
Wall mounts	66
Wall arms	70
Ceiling mounts.....	74
Ceiling to floor solutions.....	80
Column mounts	85
Truss mounts.....	87

Lift systems

Lift system solutions	89
Wall mounted lift systems	91
Multimedia Trolley	95
Pop up lift systems	97
Fold down ceiling lift systems	100
Liftomatic® rental systems	104

Housings & kiosks

Indoor housings.....	107
Mounting brackets for flat panels	112
Outdoor housings.....	113

Video conference solutions

Video conference	119
------------------------	-----

**Projector-solutions**

Projector mounts	123
Ceiling mounts.....	125
Truss mounts.....	133
Short throw wall arms	139

Stacking solutions

Stack- and rigging frames	141
---------------------------------	-----

Housings

Projector housings	143
--------------------------	-----

Lift systems

Ceiling lift systems	149
Pulley service lift systems	157
Mirror-Kit projection systems	161
Pop up Lift system.....	165
Liftomatic® rental systems	167

Rotation systems

Rota-Kit®, rotate your projector	169
--	-----

Flightcases and transport cases

Flightcases and transport cases	171
---------------------------------------	-----

AV furniture

AV furniture.....	175
-------------------	-----

Silent series interpreter booth

Silent series interpreter booth	177
---------------------------------------	-----

Specials & projects

Specials & projects.....	181
--------------------------	-----

Audipack - your partner, whatever the application

Digital signage



Education



Home cinema



Marine



Professional AV



Video conference



Rental



Conference

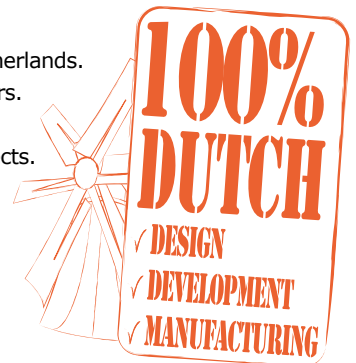


Staging



Did you know that...

All Audipack products, whether standard or custom built, are designed and manufactured in-house in the Netherlands. Our products are developed in conjunction with our clients to meet the needs of AV professionals and end users. They are designed for ease of use and durability for many years. Audipack manufacture high quantity standard products or unique made-to-measure pieces for individual projects. Many products are CE, EMC tested and TUV approved to meet safety regulations. Audipack also offers a 3 to 5 year factory warranty on all products.*



*Warranty conditions are available on requested and are stated in our general conditions of sale. All dimensions and weights are approximate, and should not be used for specifications. The general terms and conditions of sale and delivery are as registered in the trade register at the Chamber of Commerce of Gouda under no. 29031068 and the District Court of Rotterdam under no. 369/92 are applicable to all our deliveries.

Audio solutions

Sound and Design

Audio solutions

Perfect audio add-on solution for flat panels and video walls. Design audio solutions to integrate speakers visually less obtrusive in public areas.



Audipack®

It's great to have solutions...

Professional audio solutions



Wall mounted soundbar with 84" screen

The perfect audio add-on for any screen of any size videowall

Finding a fitting solution like this is normally quite a quest to find, but Audipack manufactures custom built soundbars and audio solutions to fit any screen, presentation assembly or videowall.

The main advantage is that these speaker solutions are custom built for any application and provides mounting features to any Audipack related product. No need to install more components than needed and save time by simply combining products that match each other.



Think smart, be quick.

No more unnecessary work with the Audipack soundbar with System 55 add-on. Use the Audipack soundbar as central hub for AV connectivity. Insert System 55 connections and control your media via the soundbar and save time and costs in labor and constructional installations. The S551 / S552 / S553 add-on provides a single, double or tripple mounting chassis in the speaker for System 55 Functionality.



Options

- ▲ **Custom sizes in length and output**
- ▲ **Wall mounts**
- ▲ **Mounts to all Audipack presentation systems**
- ▲ **Stereo mini amplifier**



SOUNDBAR FOR FLAT PANELS



LST PASSIVE SLIM STEREO SOUNDBAR



Ref	LST-XXXXSB
Dimensions in mm	W (screen) x D 70 x H 90
Standard power	2 x 30 Watt RMS at 8 Ohm
Optional	2 x 60 Watt RMS at 8 Ohm
Frequency	120 Hz - 20 KHz
Connection	wire connect with internal connector
Colour	Black front & sides with aluminium body
<i>The LST soundbar is made to match the screen, XXXX refers to the screen width in mm. Use in combination with the LSH-80SW for an optimum sound experience.</i>	



The LSH soundbars are manufactured for every brand, please refer to the Audipack website & price list for an updated product list.

LSH PASSIVE SLIM STEREO SOUNDBAR



Ref	LSH-XXXXSB
Dimensions in mm	W (screen) x D 143 x H 147
Standard power	2 x 30 Watt RMS at 8 Ohm
Optional	2 x 60 Watt RMS at 8 Ohm
Frequency	70 Hz - 20 KHz
Connection	wire connect with internal connector
Colour	Black front & sides with aluminium body
<i>Although not needed, use in combination with the LSH-80SW for an optimum sound experience. The LSH soundbar is made to match the screen, XXXX refers to the screen width in mm.</i>	



The LSH soundbars are manufactured for every brand, please refer to the Audipack website & price list for an updated product list.

AUDIPACK SYSTEMS 55 ADD-ON FOR SOUNDBARS



Ref.	LST-XXXXSB-S55
	LST-XXXXSB-S551 With 1 System 55 feature LST-XXXXSB-S552 With 2 System 55 feature LST-XXXXSB-S553 With 3 System 55 feature
Ref.	LSH-XXXXSB-S55
	LSH-XXXXSB-S551 With 1 System55 feature LSH-XXXXSB-S552 With 2 System55 feature LSH-XXXXSB-S553 With 3 System55 feature
<i>Compatible with Crestron, Extron, Neets, Gira, Jung, Control4 Equipment not included.</i>	

COMPACT SOUNDBAR FOR VIDEO CONFERENCE APPLICATIONS



Ref	LSH-SB20	LSH-SB40
Dimensions in mm	W 422 x D 143 x H 147	W 422 x D 143 x H 147
Description	mono internal soundbar	stereo internal soundbar
Max. power	1 x 30 Watt RMS	2 x 20 Watt RMS
Frequency	70 Hz - 20 KHz	70 Hz - 20 KHz



This model fits the VCF-SL videoconference furniture line (page 177)

LINE ARRAY SPEAKER SYSTEM (STACKABLE)



To complement the experience...

Line array (column) speakers are ideal audio add-ons for video wall trolley's, video walls and led applications.

The AR speaker is customized to match the height of the screen. See page 54.

The AR speakers require a high output 3rd party external amplifier.

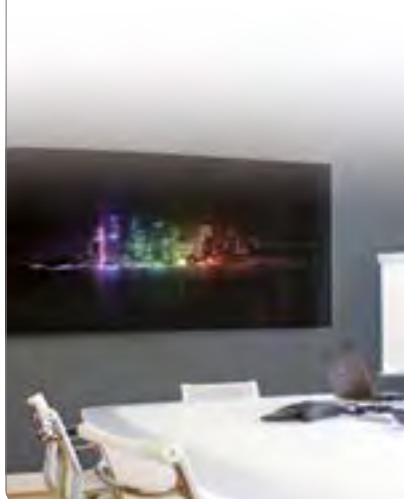


Ref.	LSH-XXXXAR (custom length version)
Dimensions in mm	W 147 x D 143 x H XXXX
Max power	240 Watt per unit at 8 Ohm
Frequency	200Hz - 20 KHz
Connections	Speakcon
Wall mounts	Included
Colour	Anodized aluminium with black or white speaker front



Ideal audio add-on for video wall trolley's and led applications. The AR speaker is customized to match the height of the screen.

PROFILE SPEAKER SET (CUSTOM-BUILT)



Ref.	LSH-XXXXPR
Dimensions in mm	W 147 x D 143 x H XXXX (height screen)
Max power	2 x 30 Watt RMS at 8 Ohm
Connections	wire connect & banana plug
Colour	Anodized aluminium with black or white speaker front



The Profile speaker set is a vertical orientated speaker set made to match the height of larger screens and videowalls. Internal speaker technology is based on the LSH soundbar systems. The Profile speaker is installed on each side of the screen and is available in 2 x 30 Watt and 2 x 60 Watt. Custom powered versions on request.

Check the Audipack website & price list for an updated product list.

AUDIO SOLUTIONS

Unique audio solutions for public areas and boardrooms

With the LSH-UFO, Audipack presents a new way to look at audio. The modern design of the UFO offers lots of possibilities for applications in public areas and boardrooms. The UFO is a ceiling suspended speaker with 4 internal audio elements. These elements radiate the sound in the direction of their own, so that a broad beam width is created in the area. The UFO is suspended from the ceiling by 4 stainless steel wires which are adjustable in length up to 4 meters.

The combination of the anodized aluminium construction with the black or white front, not only make it a delight to look at, but also to listen to. In combination with modern lighting technique, the UFO is a perfect solution above a conference table, in a restaurant or luxury shop. By using multiple UFO's, you have stereo sound where ever you walk in de room. With the optional 100 Volt transformer, the UFO's are also useful in 100 Volt installations.

Ref.	LSH-UFO
Dimensions in mm	W 706 x D 706 x H 146
Max. power	4 x 30 Watt RMS at 8 Ohm
Frequency	70 Hz - 20 KHz
Connection	wire connect with internal connector
Colour	Anodized aluminium with black or white speaker front
Ceiling mount	Included



AUDIO SOLUTIONS

ACCESSORIES**STEREO MINI AMPLIFIER**

For:
LSH-UFO
LSH Soundbar
LSH Profile



Ref. 491026
Max. power 2 x 20 watts @ 8 Ohm
1x 40 watts @ 8 Ohm

ACTIVE SUBWOOFER

Ref. LSH-80SW
Max. power 80 Watt
Connection 2 x cinch, wire connect & banana plug
Power supply 100-230 VAC

MOUNTING SOLUTIONS

Ref.
Mounting interface



**Wall mount set
LSH-SBWM (set of 2)**
M6



**Wall mount set
LST-SBWM (set of 2)**
M6

**MOUNTING SOLUTIONS**

Ref.
Mounting interface

Table stand medium <1500 mm
LSH-TSSBV4
400 mm, M6

Table stand large > 1500 mm
LSH-TSSBV6
600 mm, M6

Table stand for LST soundbar
LST-TSSB

**MOUNTING SOLUTIONS**

Ref.
Mounting interface
Suitable for

LSH-DWS-T
400-600 mm
DWS-T100 & DWS-T150

LSH-DWS-E
600 mm
DWS-120E & DWS-160E/DFS-120E

**SOUNDBARS TO FLOOR STAND INTERFACE**

Ref.
Interface for LSH soundbar
Ref.
Interface for LST soundbar

LSH-FS700
400 & 600 mm
LST-FS700
400 & 600 mm

LSH-FS800
400 & 600 mm
LST-FS800
400 & 600 mm

LSH-FS900
400 & 600 mm
LST-FS900
400 & 600 mm



FLEX-800[®] series THE ULTIMATE MONITOR FIXATIONS

The Audipack Flex-800[®] series,


*a range of products that offers perfect solutions
for Broadcast, AV and CCTV installations.*



Audipack[®]

It's great to have solutions...

Let us inspire you.....



Flexible, modular and Innovative!



FLEX-800®, the ultimate monitor fixation

Audipack introduces "the ultimate FLEX-800® solution for flat screens" for all possible configurations.

The impossible becomes an easy task with the new FLEX-800® series. The FLEX-800® series offers flexible mounting solutions for flat screens on floor stands, trolleys, wall mounts, ceiling mounts etc.

Due to the flexibility of the FLEX-800® system, you can build any desired configuration. From a simple 2x1 to 7x3 configurations. Choose from the various components and the installation is a matter of minutes.

The unique feature of this product is the comprehensive suite of components which also are compatible with the Audipack 700, 800 and 900 series floor stands.

Wall fixations, stand-alone units in broadcast studio's, multiviewers or CCTV rooms. The system is ideal for permanent installation, but also for rental.

Modular and flexible; that's what FLEX-800® series means to you.

- ▲ **Fast and easy installation**
- ▲ **Quick flat panel installation and removal**
- ▲ **Flexible with many components**
- ▲ **Compatible with 700, 800 and 900 series**

FLEX-800® MOUNTING BARS



Including 2 cable clips
ref. **FLEX-1845** per meter

Ref.	FLEX-1800-XXXX
Dimensions	W 120 x D 60 x L custom
Length in mm	1500 - 2000 mm
Ref.	FLEX-1801-XXXX
Dimensions	W 120 x D 60 x L custom
Length in mm	2001 - 2500 mm
Ref.	FLEX-1802-XXXX
Dimensions	W 120 x D 60 x L custom
Length in mm	2501 - 3000 mm
Ref.	FLEX-1803-XXXX
Dimensions	W 120 x D 60 x L custom Length
in mm	3001 - 6000 mm

Order example for a bar of 2400 mm: FLEX-1801-2400

FLEX-800® SERIES

FLEX-800® CONNECTION SET FOR MOUNTING BARS

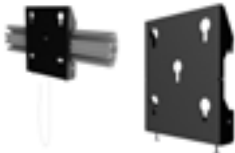
Ref. **FLEX-1810**

Connect multiple mounting bars to get the desired length.

FLEX-800® END CAPS FOR MOUNTING BARS

Ref. **FLEX-1812**

Set of 2 black end caps for a neat finish of the ends of the mounting bar.

FLEX-800® MOUNTING ARMS TO CONNECT TO MOUNTING BARS

Ref. **391815**

Dimensions in mm H XXX x W XXX x D XXX
Mounting interface L&S3 - L&S5



Ref. **391818**

Dimensions in mm H 305 x W 39 x D 75
Mounting interface VESA 200
Tilt adjustment



Set of 2 brackets. Direct installation on FLEX mounting bar



Ref. **391819**

Dimensions in mm H 520 x W 40 x D 50
Mounting interface VESA 200 - 500



Set of 2 brackets. Direct installation on FLEX mounting bar



Ref. **391820**

Dimensions in mm H 520 x W 50 x D 75
Mounting interface VESA 200 - 500
Tilt adjustment in degrees 0 - 30 °



Set of 2 brackets. Direct installation on FLEX mounting bar



Ref. **391821**

Dimensions in mm H 620 x W 39 x D 50
Mounting interface VESA 300 - 600



Set of 2 brackets. Direct installation on FLEX mounting bar

FLEX-800® WALL MOUNT FOR HORIZONTAL MOUNTING BAR



Ref.	FLEX-1840
Dimensions	H 250 x W 250 x D 70
Tilt adjustment	0 - 5- 10 °



Ref.	FLEX-1841
Dimensions	H 250 x W 250 x D 70
Fixed mount	



FLEX-800® X-CONNECTION TO AUDIPACK COLUMNS



Ref.
Suitable for

FLEX-1825
700 series

FLEX-1826
800 series

FLEX-1827
900 series

FLEX-800® CEILING MOUNT - 800 COLUMN



Ref.	FLEX-800-1000
Length in mm	1000



Ref.	FLEX-800-1500
Length in mm	1500



Ref.	FLEX-800-XXXX
Length in mm	custom



* Max load at symmetric load, see load diagramm for more options

Order example for 2300 mm: FLEX-800-2300

Optional CFR-800 Ceiling finishing ring

FLEX-800® CEILING MOUNT - 900 COLUMN



Ref.	FLEX-900-1000
Length in mm	1000



Ref.	FLEX-900-1500
Length in mm	1500



Ref.	FLEX-900-XXXX
Length in mm	custom



* Max load at symmetric load, see load diagramm for more options

Order example for 2300 mm: FLEX-900-2300

Optional CFR-900 Ceiling finishing ring

FLEX-800® SERIES

FLEX-800® - 900 FLOOR STAND



Ref.	FLEX-942-2250	FLEX-942-2750
Dimensions in mm	W 900 x D 700 x H 2250	W 900 x D 700 x H 2750
	Quick Release No tools required	Quick Release No tools required



Ref.	FLEX-943-2250	FLEX-943-2750
Dimensions in mm	W 900 x D 700 x H 2250	W 900 x D 700 x H 2750



Floor stand on wheels

Ref.	FLEX-984-2250	FLEX-984-2750
Dimensions in mm	W 900 x D 700 x H 2250	W 900 x D 700 x H 2750



Ref.	FLEX-987-2250	FLEX-987-2750
Dimensions in mm	W 900 x D 700 x H 2250	W 900 x D 700 x H 2750
	Quick Release No tools required	Quick Release No tools required



ACCESSORIES

CAMERA SUPPORT FOR FLOOR STANDS



Ref.
Max. dimensions equipment in mm
Suitable for




EC-838
W 299 x D 250
800 series



390931
W 200 x D 350
900 series



Endless configuration options....



Order example:

Videowall floor stand 2x2 55" (W 1390 mm)

- 2 x floor stands FLEX-943-2700
- 4 x connector 900 series FLEX-1827
- 2 x mounting bar FLEX-1802-2780
- 2 x set end caps FLEX-1812
- 2 x set adjustable mounting arms 391820
- 2 x set mounting arms 391819



Order example:

Mobile display 2x1 42" (W 972 mm)


- 1 x floor stands FLEX-984-2750
- 1 x connector 900 series FLEX-1827
- 1 x mounting bar FLEX-1800-1900
- 1 x set end caps FLEX-1812
- 2 x set mounting arms 391819



Order example:

Videowall 3x1 42" (W 972 mm)

- 2 x wall mount FLEX-1840
- 1 x mounting bar FLEX-1802-2900
- 1 x set end caps FLEX-1812
- 6 x set mounting arms 391819



700 series

Flat panel floor stands

The 700 series Flat panel floor stands

The well-known Audipack 700 series is a range of double column supports and stands for flat panels offering stability combined with flexibility.

It's a concept that meets the functional, technical and aesthetic demands of today's professional presentations.



Audipack 700 series, designed to be **displayed!**



The Audipack 700 series flat panel floor stands – presentation solutions offering many advantages.

The Audipack 700 series is a range of supports and stands for flat panels that offers precision combined with flexibility.

Meeting the functional, technical and aesthetic demands of today’s professional presentations, they create a base for numerous applications where design, safety, user-friendliness and flexibility are key requirements.

Choose your interface.

The FS series is available with 2 different screen interfaces. The L&S 5 is the Audipack’s AV cross rental solution with a wide variety of installation options on the job. The Mult-Vesa solution is a very cost effective mounting interface based on the Vesa mounting pattern on the screen.

With mounting cams the screen can easily be locked in the mounting head.



L&S 5



Mult-Vesa

The perfect rental combination.

The 700 series quick release floor stands can be separated by hand and fitted into an Audipack flight case along with the flat panel. Available for any screen size.

Flight cases are available in different colours with optional logo prints. Please refer to our separate flight case section on page 23 for more flight case solutions.



- ▲ Landscape or portrait screen positioning
- ▲ Integrated cable channels
- ▲ Continuously adjustable flat panel height
- ▲ Standard or custom built models available



Detachable (cable) covers



Available with scratch resistant coating























Neatly concealed cables



Quick release, perfect rental solution








700 SERIES FLOOR STANDS

700 SERIES FLOOR STANDS DOUBLE COLUMN




 <p>L&S 5</p> <p>Multi-Vesa</p>	Ref.	390700	FS-700V6	Max. °	Max. Kg
	Dimensions in mm	W 900 x D 450 x H 1821	W 900 x D 450 x H 1821	55	60
	Mounting interface	L&S 5	VESA 200, 400, 600		
	Nett weight	39 Kg	39 Kg		
	Ref.	390701 (BK*)	FS-701V6	Max. °	Max. Kg
	Dimensions in mm	W 900 x D 450 x H 1829	W 900 x D 450 x H 1829	55	60
	Mounting interface	L&S 5	VESA 200, 400, 600		
	Nett weight	45 Kg 	45 Kg 		
	Ref.	390702 (BK*)		Max. °	Max. Kg
	Dimensions in mm	W 900 x D 530 x H 2029		65	60
	Mounting interface	L&S 5 			
	Nett weight	46 Kg			
	Ref.	390707 (BK*)		Max. °	Max. Kg
	Dimensions in mm	W 900 x D 530 x H 1829		65	85
	Mounting interface	L&S 5 			
	Nett weight	49 Kg			
	Ref.	390746		Max. °	Max. Kg
	Dimensions in mm	W 900 x D 700 x H 2029		65	85
	Mounting interface	L&S 5			
	Nett weight	63 Kg			

* Available with scratch resistant floorplate, for example: Ref.: **390701BK**

700 SERIES FLOOR STANDS ON WHEELS

 <p>L&S 5</p> <p>Multi-Vesa</p>	Ref.	390704	FS-704V6	Max. °	Max. Kg
	Dimensions in mm	W 900 x D 530 x H 1804	W 900 x D 530 x H 1804	65	60
	Mounting interface	L&S 5	VESA 200, 400, 600		
	Nett weight	40 Kg	40 Kg		
	Ref.	390705		Max. °	Max. Kg
	Dimensions in mm	W 900 x D 530 x H 1812		65	60
	Mounting interface	L&S 5 			
	Nett weight	51 Kg			

700 SERIES FLOOR STANDS BACK TO BACK

 <p>L&S 5</p>	Ref.	390706	Max. °	Max. °	Max. Kg
	Dimensions in mm	W 900 x D 600 x H 1821	65	+	65
	Mounting interface	L&S 5			80
	Nett weight	42 Kg			
	Load	80 kg symmetrical			

700 SERIES FLOOR STANDS

700 SERIES FLOOR STANDS EXTRA STABILITY



L&S 5

Ref.	390780
Dimensions in mm	W 1255 x D 733 x H 1856
Mounting interface	L&S 5
Nett weight	32 Kg

Max. °	Max. Kg
100	85



See page 23 for the optional coverplate (390781) for finishing the wheel frame.

700 SERIES (TEMPORARILY) VIDEO WALL FLOOR STAND



L&S 5


Ref.	390725
Dimensions in mm	W 900 x D 530 x H 2729
Mounting interface	L&S 5
Nett weight	60 Kg



3 x

Max. °	Max. Kg
55	120

700 SERIES FLOOR MONITOR STANDS



L&S 5

Ref.	390722
Dimensions in mm	W 900 x D 530 x H 421
Mounting interface	L&S 5
Angle adjustment	0° up to 60°
Nett weight	27 Kg

Max. °	Max. Kg
55	60

Ref.	390720
Dimensions in mm	W 900 x D 530 x H 423
Mounting interface	L&S 5
Angle adjustment	0° up to 60°
Nett weight	27 Kg



Max. °	Max. Kg
55	60

700 SERIES FLOOR MONITOR STANDS ON WHEELS



Ref.	390723
Dimensions in mm	W 900 x D 530 x H 554
Mounting interface	L&S 5
Angle adjustment	0° up to 60°
Nett weight	30 Kg

Max. °	Max. Kg
55	60

Ref.	390721
Dimensions in mm	W 900 x D 530 x H 556
Mounting interface	L&S 5
Angle adjustment	0° up to 60°
Nett weight	30 Kg



Max. °	Max. Kg
55	60

700 SERIES FLOOR STANDS

700 SERIES FLOOR STANDS SINGLE COLUMN





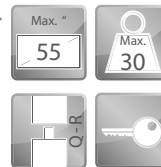
L&S 5

Multi-Vesa

Ref.	390770	FS-770V6
Dimensions in mm	W 900 x D 450 x H 1821	W 900 x D 450 x H 1821
Mounting interface	L&S 5	VESA 200, 400, 600
Nett weight	26 Kg	26 Kg



Ref.	390771	FS-771V6
Dimensions in mm	W 900 x D 450 x H 1829	W 900 x D 450 x H 1829
Mounting interface	L&S 5	VESA 200, 400, 600
Nett weight	32 Kg 	32 Kg 




700 SERIES FLOOR STANDS SINGLE COLUMN ON WHEELS





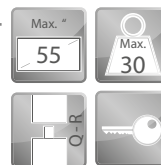
L&S 5

Multi-Vesa

Ref.	390774	FS-774V6
Dimensions in mm	W 900 x D 530 x H 1804	W 900 x D 530 x H 1804
Mounting interface	L&S 5	VESA 200, 400, 600
Nett weight	29 Kg	29 Kg



Ref.	390775	FS-775V6
Dimensions in mm	W 900 x D 530 x H 1812	W 900 x D 530 x H 1812
Mounting interface	L&S 5	VESA 200, 400, 600
Nett weight	35 Kg 	35 Kg 



ACCESSORIES

MOUNTING BRACKETS FOR FLAT PANELS (SEE PAGE 112 FOR THE FULL PROGRAM)



Mount any brand and type of flat panel on any Audipack system with the Audipack mounting brackets.



UFPRO series



Brand related mounts



VESA mounts

AUDIO SOLUTIONS



For every flat panel a made to measure soundbar is available. See chapter "Audio solutions" for more information page 3

EQUIPMENT HOUSINGS FOR FLAT PANEL STANDS

EC-1 + EC-1WLD
Housing for Mac Mini,
universal media player,
Barco clickshare mini

Mounting interface:
L&S 5



Ref.
Max. dimensions equipment in mm


EC-1
W 200 x D 48 x H 200

EC-1WLD (Type F, CEE 7/4, Wieland connection)
W 200 x D 48 x H 200

MOUNTING HEAD FOR DOUBLE COLUMN FLOOR STANDS




Optional:
numeric lock
Ref. **230052**



*when used with some models
floor stand, max. load 85 kg

Ref. **390751**



Ref. **390793**

EQUIPMENT CABINET FOR DOUBLE COLUMN STANDS



Ref.
Max. dimensions equipment in mm



EC-735
W 440 x D 380 x H 110

EC-736
W 440 x D 380 x H 80

LAPTOP/CAMERA SUPPORT FOR DOUBLE COLUMN STANDS



Ref.
Max. dimensions equipment in mm



390738
W 200 x D 250

390715
W 300 x D 250

390716
W 450 x D 350

700 SERIES FLOOR STANDS

LAPTOP/CAMERA SUPPORT FOR **SINGLE** COLUMN STANDS

Ref.
Max. dimensions equipment in mm

390731
W 200 x D 250

390729
W 300 x D 250

390730
W 450 x D 350

EXTENSION COLUMN SET (ONLY SUITABLE FOR 390708) FOR **DOUBLE** COLUMN STANDS

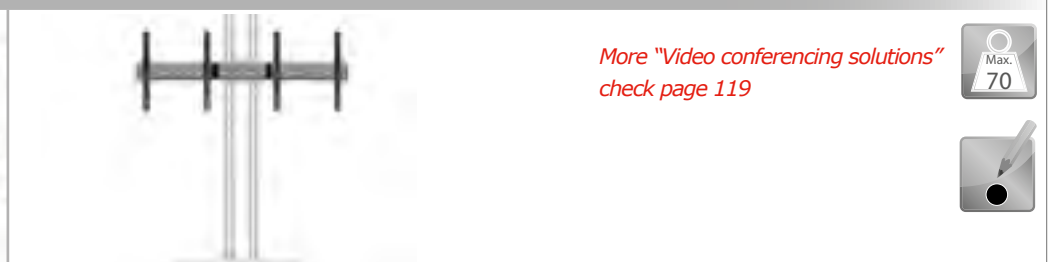
Ref.
Length in mm

390732
900

MANUAL PORTRAIT/LANDSCAPE ADAPTER FOR **DOUBLE** COLUMN STANDS

Ref.

P3496

VIDEO CONFERENCE MOUNTING HEAD FOR **DOUBLE** COLUMN STANDS

Ref.
Maximum screen width in mm

390784
720 - 1100

390789
910 - 1510

VIDEO WALL CONNECTOR BAR, SET OF 2 FOR **DOUBLE** COLUMN STANDS

Ref.
Length in mm

390728
785-1330

COVER PLATE (SUITABLE FOR 390780) FOR **DOUBLE COLUMN STANDS**



"Soft edge finishing"
ergonomic protection



Ref.

390781

WOODEN TRANSPORT CRATE



Ref.

P1295 for 390701

P4112 for 390702

P4241 for 390771

FLIGHTCASE FOR DIVIDABLE 700 SERIES FLOOR STAND *For more flightcase models visit our website*



Ref.
Suitable for

FC-FS701T
390701, 390702

FCFS-4042W
390701, 390702
and 40-42" screen

FCFS-4650W
390701, 390702
and 46-50" screen

FCFS-5255W
390701, 390702
and 52-55" screen

800 series

Flat panel floor stands

The 800 series Flat panel floor stands

The new 800 series floor stand redefines flexibility, quick installation and installer friendliness when it comes to floor stand solutions.



Audipack 800 series, designed to be **noticed**



The 800 series floor stands are specially designed to match slim line flat panels.

The 800 series free standing display is designed to cover today's questions.

It's a slim line well thought of floor stand offering lots of options and solutions.

The column shape is nicely balanced in size for current slim-line flat panels.

The two hidden cable channels in the column are reachable by the automatic closing door. The 800 series column is available in a fixed version and Quick-Release tool-less rental version. By combining the floor stand with an Audipack flightcase all components are neatly organized in the flightcase together with the screen.

The perfect rental combination

The 800 series quick release floor stands can be separated by hand and fitted into an Audipack flight case along with the flat panel. Available for any screen size.

Flightcases are available in different colours with optional logo prints. Please refer to our separate flightcase section on page 171 for more flightcase solutions.




- ▲ **Elegant column design**
- ▲ **Landscape or portrait positioning of the panel**
- ▲ **Two integrated cable channels**
- ▲ **Continuous height adjustment**
- ▲ **Integrated measuring ruler for precise positioning**
- ▲ **Standard models or custom built available**



Easy cable access



Available with scratch resistant coating



Flat panel position ruler



Quick release, perfect rental solution

800 SERIES FLOOR STANDS

800 SERIES FLOOR STANDS



Ref.	FS-810	FS-810V4	Max. °	Max. Kg
Dimensions in mm	W 900 x D 450 x H 1821	W 900 x D 450 x H 1821	55	60
Mounting interface	L&S 5	VESA 200, 300, 400		
Nett weight	25 Kg	25 Kg		
Ref.	FS-811 (BK*)	FS-811V6 (BK*)	Max. °	Max. Kg
Dimensions in mm	W 900 x D 450 x H 1829	W 900 x D 450 x H 1829	55	60
Mounting interface	L&S 5	VESA 200, 400, 600		
Nett weight	25 Kg	25 Kg		
Ref.	FS-814	FS-814V6	Max. °	Max. Kg
Dimensions in mm	W 903 x D 780 x H 1906	W 903 x D 780 x H 1906	65	60
Mounting interface	L&S 5	VESA 200, 400, 600		
Nett weight	32 Kg	32 Kg		
Ref.	FS-815	FS-815V6	Max. °	Max. Kg
Dimensions in mm	W 944 x D 782 x H 1914	W 944 x D 782 x H 1914	65	60
Mounting interface	L&S 5	VESA 200, 400, 600		
Nett weight	36 Kg	36 Kg		

* Available with scratch resistant floorplate, for example: Ref.: **FS-801BK**

MOUNTING HEAD FOR 800 SERIES



Excluding:
numeric lock
Ref. **230052**

Choose your interface

The FS series is available with 2 different screen interfaces.

The L&S 5 is the Audipack's AV cross rental solution with a wide variety of installation options on the job. The Multi-Vesa solution is a very cost effective mounting interface based on the Vesa mounting pattern on the screen. With mounting cams the screen can easily be locked in the mounting head.



Mounting interface: L&S 5
Bracket required



Mounting interface: Multi-VESA

Ref.

390851

390855

FLIGHTCASE FOR DIVIDABLE 800 SERIES FLOOR STAND

For more flightcase models visit our website



Ref.
Suitable for



FCFS-801T
FS-801



FCFS-4042W
FS-801
and 40-42" screen



FCFS-4650W
FS-801
and 46-50" screen

FCFS-5255W
FS-801
and 52-55" screen

ACCESSORIES

MOUNTING BRACKETS FOR FLAT PANELS (SEE PAGE 112 FOR THE FULL PROGRAM)



Mount any brand and type of flat panel on any Audipack system with the Audipack mounting brackets.



UFPRO series



Brand related mounts



VESA mounts

SMALL FLOOR PLATE



Ideal for installing underneath the carpet, attached with screws to the floor.



Ref.

FMP-871

EQUIPMENT HOLDER



Ref.

Max. dimensions equipment in mm

EC-835

W 440 x D 380 x H 110

LAPTOP / CAMERA SUPPORT FOR 800 SERIES



Ref.

Max. dimensions equipment in mm



EC-838

W 200 x D 250



EC-815

W 300 x D 250



EC-816

W 450 x D 350

EQUIPMENT HOLDERS

EC-1 + EC-1WLD
Housing for Mac Mini,
universal media player,
Barco clickshare mini

Mounting interface:
L&S 5



EC-1

W 200 x D 200 x H 48



EC-1WLD (Type F, CEE 7/4, Wieland connection)

W 200 x D 48 x H 200

Ref.

Max. dimensions equipment in mm

AUDIO SOLUTIONS



For every flat panel a made to measure soundbar is available. See chapter "Audio solutions" for more information page 3

900 series

Flat panel floor stands

The 900 series Flat panel floor stands

The Audipack 900 series is a range of supports and stands for flat panels offering stability combined with flexibility.

It's a concept that meets the functional, technical and aesthetic demands of today's professional presentations.

Audipack 900 series, designed to be **noticed**



Combining style with strength, the Audipack 900 series flat panel floor stands are easy on the eye and easy to install.

Calling on Audipack's many years of experience with display stands and accessories, the 900 series incorporates numerous clever features, such as an integrated height position ruler and access hatches for cabling.

As with many Audipack stands and brackets, the 900 series is equipped with the Lock&Secure quick mounting system. Once installed, the flat panel is locked firmly in place for safety and security.

Customised versions of the 900 series products are available on request.

The perfect rental combination.

The 900 series quick release floor stands can be separated by hand and fitted into an Audipack flight case along with the flat panel. Available for any screen size.

Flight cases are available in different colours with optional logo prints. Please refer to our separate flight case section on page 35 for more flight case solutions.



- ▲ **Landscape or portrait positioning of the panel**
- ▲ **Integrated yet easily accessible cable channel**
- ▲ **Continuous height adjustment**
- ▲ **Integrated measuring ruler for precise positioning**
- ▲ **Quick locking system**




Easy cable access



Available with scratch resistant coating



Flat panel position ruler



Quick release, perfect rental solution

900 SERIES FLOOR STANDS



Mounting interface: L&S 5



Mounting interface: Multi-Vesa

Choose your interface.

The FS series is available with 2 different screen interfaces.

The L&S 5 is the Audipack's AV cross rental solution with a wide variety of installation options on the job. The Multi-Vesa solution is a very cost effective mounting interface based on the Vesa mounting pattern on the screen. With mounting cams the screen can easily be locked in the mounting head.







900 SERIES FLOOR STANDS

L&S 5



Multi-Vesa



Ref.	390900	FS-900V6	Max. " 55	Max. 60
Dimensions in mm	W 900 x D 450 x H 1821	W 900 x D 450 x H 1821		
Mounting interface	L&S 5	VESA 200, 400, 600		
Nett weight	39 Kg	L&S 5 39 Kg		
Ref.	390901 (BK*)	FS-901V6 (BK*)	Max. " 55	Max. 60
Dimensions in mm	W 900 x D 450 x H 1829	W 900 x D 450 x H 1829		
Mounting interface	L&S 5	VESA 200, 400, 600		
Nett weight	45 Kg  No tools required	L&S 5 45 Kg  No tools required		
Ref.	390902 (BK*)		Max. " 65	Max. 60
Dimensions in mm	W 900 x D 560 x H 2024			
Mounting interface	L&S 5			
Nett weight	46 Kg  No tools required			
Ref.	390907 (BK*)		Max. " 65	Max. 85
Dimensions in mm	W 900 x D 560 x H 1829			
Mounting interface	L&S 5			
Nett weight	49 Kg  No tools required			
Ref.	390908	FS-908V6	Max. " 65	Max. 85
Dimensions in mm	W 900 x D 560 x H 1821	W 900 x D 560 x H 1821		
Mounting interface	L&S 5	VESA 200, 400, 600		
Nett weight	42 Kg	L&S 5 42 Kg		
Ref.	390942 (BK*)	FS-942V6 (BK*)	Max. " 90	Max. 85
Dimensions in mm	W 900 x D 700 x H 2024	W 900 x D 700 x H 2024		
Mounting interface	L&S 5	VESA 200, 400, 600		
Nett weight	63 Kg  No tools required	L&S 5 63 Kg  No tools required		
	'Wind load norm compliant'			
Ref.	390943 (BK*)		Max. " 90	Max. 85
Dimensions in mm	W 900 x D 700 x H 2025			
Mounting interface	L&S 5			
Nett weight	55 Kg			
	'Wind load norm compliant'			





* Available with scratch resistant floorplate, for example: Ref.: **390901BK**

900 SERIES FLOOR STANDS





900 SERIES FLOOR STANDS ON WHEELS

 <p>L&S 5</p>	Ref. 390904 Dimensions in mm W 900 x D 560 x H 1804 Mounting interface L&S 5 Nett weight 40 Kg	Max. " 65 Max. 60  	
	Ref. 390905 Dimensions in mm W 900 x D 560 x H 1812 Mounting interface L&S 5 Nett weight 51 Kg	Max. " 65 Max. 60 	 
 <p>L&S 5 Multi-Vesa</p>	Ref. 390974 Dimensions in mm W 900 x D 560 x H 1804 Mounting interface L&S 5 Nett weight 45 Kg	Ref. FS-974V6 Dimensions in mm W 900 x D 560 x H 1804 Mounting interface VESA 200, 400, 600 L&S 5 Nett weight 45 Kg	Max. " 65 Max. 60  
	Ref. 390975 Dimensions in mm W 900 x D 560 x H 1812 Mounting interface L&S 5 Nett weight 56 Kg	Ref. FS-975V6 Dimensions in mm W 900 x D 560 x H 1812 Mounting interface VESA 200, 400, 600 L&S 5 Nett weight 56 Kg	Max. " 65 Max. 60 

900 SERIES FLOOR MONITOR STANDS

 <p>L&S 5</p>	Ref. 390922 Dimensions in mm W 900 x D 560 x H 466 Mounting interface L&S 5 Angle adjustment 30° up to 60° Nett weight 27 Kg	Max. " 55 Max. 60  
	Ref. 390920 Dimensions in mm W 900 x D 560 x H 466 Mounting interface L&S 5 Angle adjustment 30° up to 60° Nett weight 27 Kg	

900 SERIES FLOOR MONITOR STANDS ON WHEELS

 <p>L&S 5</p>	Ref. 390923 Dimensions in mm W 900 x D 560 x H 593 Mounting interface L&S 5 Angle adjustment 30° up to 60° Nett weight 30 Kg	Max. " 55 Max. 60  
	Ref. 390921 Dimensions in mm W 900 x D 560 x H 599 Mounting interface L&S 5 Angle adjustment 30° up to 60° Nett weight 30 Kg	

900 SERIES FLOOR STANDS

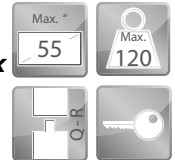
900 SERIES (TEMPORARILY) VIDEO WALL FLOOR STAND



Ref.	390925
Dimensions in mm	W 900 x D 700 x H 2724
Mounting interface	L&S 5
Nett weight	60 Kg



3 x



LARGE SCREEN FLOOR STAND



Ref.	FS-V600
Dimensions in mm	W 1077 x D 733 x H 2004
Max. presentation height in mm	1625 (centre screen)
Mounting interface	VESA 400 x 200, VESA 400 x 400, VESA 600 x 200 and VESA 600 x 400




▲ Continuous height adjustment

LARGE SCREEN FLOOR STAND ON WHEELS



Ref.	FSW-V600
Dimensions in mm	W 1077 x D 733 x H 1995
Max. presentation height in mm	1625 (centre screen)
Mounting interface	VESA 400 x 200, VESA 400 x 400, VESA 600 x 200 and VESA 600 x 400



▲ Continuous height adjustment

ACCESSORIES

MOUNTING BRACKETS FOR FLAT PANELS (SEE PAGE 112 FOR THE FULL PROGRAM)



Mount any brand and type of flat panel on any Audipack system with the Audipack mounting brackets.



UFPRO series



Brand related mounts



VESA mounts

900 SERIES FLOOR STANDS

900 SERIES FLOOR STANDS

AUDIO SOLUTIONS



For every flat panel a made to measure soundbar is available. See chapter "Audio solutions" page 3 for more information

CAMERA/LAPTOP SUPPORT



Ref.
Max. dimensions equipment in mm

390931
W 200 x D 250

390915
W 300 x D 250

390916
W 450 x D 350

EQUIPMENT CABINET



Ref.
Max. dimensions equipment in mm

EC-935
W 440 x D 380 x H 110

EC-936
W 440 x D 380 x H 80

EQUIPMENT HOUSINGS

Housing for Mac Mini,
universal media player,
Barco clickshare mini

Mounting interface:
L&S 5



Ref.
Max. dimensions equipment in mm

EC-1
W 200 x D 48 x H 200

EC-1WLD (Type F, CEE 7/4, Wieland connection)
W 200 x D 48 x H 200

900 SERIES FLOOR STANDS

FLOOR PLATE FOR QUICK RELEASE STANDS



Ideal for installing underneath carpet, attached with screws to the floor.

Ref.

FMP-971

PORTRAIT/LANDSCAPE ADAPTER



Manual left and right rotation



"use in combination with UFPRO mounting brackets"

Ref.

P3496

MOUNTING HEAD



Excluding: numeric lock Ref. 230052



Ref.

390951

390955

VIDEO CONFERENCE MOUNTING HEAD



Ref.

Maximum screen width

390940
720 - 1100

390947
910 - 1510

VIDEO WALL CONNECTOR BAR, SET OF 2



More "Video wall solutions" check page 54



Ref.

Length in mm

390928
785-1330

900 SERIES FLOOR STANDS

FLIGHTCASE TOP LOADER FOR DIVIDABLE 900 SERIES FLOOR STANDS



Stackable, perfect for dry-hire!



Ref.
Suitable for

FC-FS-901T
1x 390901

FC-FS-902T
1x 390902

FC-FS-921T
1x 390921

FCFS-4042W
390901
and 40-42" screen

FCFS-4650W
390901
and 46-50" screen

FCFS-5255W
390901
and 52-55" screen

WOODEN TRANSPORT CRATE



Ref.

P4239 for 390901

P4240 for 390902



1000 series

Flat panel floor stands

The 1000 series Flat panel floor stands

The most stylishly designed flat panel floor stand in the world.



Just that **extra** little bit of **class**



Ideal for your reception area or just for extra 'wow' during your presentation.

The Audipack 1000 series flat panel floor stands for screens up to 90 inch.

The 1000 series stands out with its high finish level and class. The floor support comprises a high gloss black floor plate and a sturdy but stately rectangular column.

Combined with the Audipack flat panel monitor installation brackets, it offers a minimalistic look.

Available for 32-65" and 65-90" screen sizes.

To install your flat panel to an Audipack product an additional flat panel bracket is needed.

See "Mounting brackets for flat panels" section on page 112 for an overview of the available brackets.

- ▲ **High quality finishing**
- ▲ **Invisible cable management**
- ▲ **Portrait or landscape flat panel positioning**
- ▲ **Custom built models available**



Optional: EC-1 or EC-1WLD (incl. 3-way power strip F, CEE 7/4) Equipment holder



Easy player access



Neatly finished back side

1000 SERIES FLOOR STANDS



L&S 5

Ref.	391000	
Dimensions in mm	W 735 x D 470 x H 1840	
Presentation height in mm <i>(centre screen)</i>	1550, 1600 or 1650	Max. " 65
Mounting interface	L&S 5	Max. 60
Max. equipment in mm	W 145 x D 60 x H 250	
Nett weight	39 Kg	
Ref.	391001	
Dimensions in mm	W 800 x D 560 x H 1840	
Presentation height in mm <i>(centre screen)</i>	1550, 1600 or 1650	Max. " 90
Mounting interface	L&S 5	Max. 85
Max. equipment in mm	W 145 x D 60 x H 250	
Nett weight	45 Kg	

Height adjustable

floor stands

Height adjustable floor stands

The all-in-one solution for transporting and lifting your larger flat panels up to 120 Kg.



Automatically raise your large screen out of the flightcase

The perfect rental solution for large and heavy screens

These dividable floor stands create a compact system that can be easily transported together with a flat panel, all in one flight case.

The simple to assemble parts create a rigid and pleasing floor stand that lifts the flat panel effortlessly out of the flight case and raises it up to the presentation position – all automatically. Ideal for large and heavy screens, including touch screens.



- ▲ **Suitable for screens up to 120 Kg.**
- ▲ **Flexible height adjustment**
- ▲ **Rigid construction**
- ▲ **No tools needed**



FS-QR120E



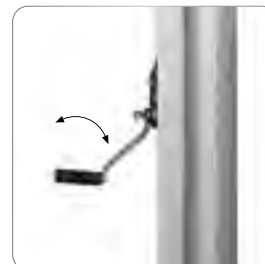
Mounting interface: VESA 400x200, 400x400, 600x200, 600x400 and L&S5 + Multi-VESA

FS-QR120E




Lockable VESA mounting patterns

390966




Manual version available

HEIGHT ADJUSTABLE FLOOR STANDS

ELECTRIC HEIGHT ADJUSTABLE FLOOR STAND

Ref.	FS-QR120E
Dimensions in mm	W 1130 x D 610 x H 2198
Presentation height in mm	700-1800 (centre screen)
Mounting interface	VESA 400 x 200, 400 x 400, 600 x 200, 600 x 400 and L&S 5
Optional	Flightcase



Lift any screen up to 120 Kg out of the flightcase!




The **FS-QR120E** is used in combination with a separate available Audipack flightcase. For each available screen size Audipack has created a flightcase that contains the **FS-QR120E** and the flat panel. See next page for flightcases for **FS-QR120E**


Build-up the **FS-QR120E** (all parts are in the flightcase)

Turn the flightcase around and connect the screen to the **FS-QR120E** mounting head

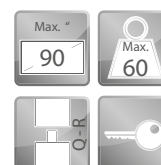
Move the flightcase and electrically lift your screen to presentation height straight out the flightcase without personal lifting.

**MANUAL HEIGHT ADJUSTABLE FLOOR STAND - 900 SERIES STACK-LIFT**

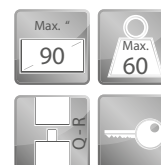
Ref.	390966
Dimensions in mm	W 900 x D 560 x H 2350
Presentation height in mm	2350 (center screen)
Mounting interface	L&S 5
Optional	Flightcase



Ref.	391900
Dimensions in mm	W 900 x D 700 x H 2700
Presentation height in mm	2350 (center screen)
Mounting interface	L&S 5
Optional	Flightcase



Ref.	390968
Dimensions in mm	W 900 x D 700 x H 2000
Presentation height in mm	1700 (center screen)
Mounting interface	L&S 5
Optional	Flightcase



Safety first! The **390966** and **390968** stack lift requires a yearly obligated safety check-up NEN-EN-ISO 12100:2010NL

Build-up the Stack-Lift (all parts are in the flightcase)

Turn the flightcase around and connect the screen to the Stack-Lift mounting head

Move the flightcase and manually lift your screen to presentation height straight out the flightcase without personal lifting.

See next page for flightcases for **390966** and **390968**



ACCESSORIES

MOUNTING BRACKETS FOR FLAT PANELS (SEE PAGE 112 FOR THE FULL PROGRAM)



Mount any brand and type of flat panel on any Audipack system with the Audipack mounting brackets.



UFPRO series



Brand related mounts



VESA mounts

MOUNTING CAMS FOR DIRECT VESA MOUNTING

RECESSED MOUNTING HOLES



Ref.

392618
M6 x 13



392318
M8 x 13

390618
M10 x 13



392621
M6 x 35



392620
M8 x 35

LAPTOP SUPPORTS



Ref.

Max. equipment dimensions in mm

Suitable for 390966 and 390968



390915
W 300 x D 250

390916
W 450 x D 350



FLIGHTCASES



Ref.

Available for floor stand:

FC-FSQR-65
FS-QR120E + screen up to 65"

FC-FSQR-80
FS-QR120E + screen 70" up to 80"

FC-FSQR-100
FS-QR120E + screen 90" up to 100"

Ref.

Available for floor stand:


FC-SL-65
390966 + screen up to 65"

FC-SL-75
390968 + screen 60" up to 75"

FC-SL-90
390968 + screen 80 up to 90"

Large screen trolleys

The FLM 'Hercules' series
the self-from flightcase-unloading
floor stand suited for rental purposes.





The FLM Hercules series floor stand is a rigid but modern design floor stand with electric height adjustment and manual landscape-
portrait rotation for the screen*.

The floor stand has a build-in feature that makes it possible to have it unload it self from the (optional) flightcase. This allows it to handle
the transport and installation for presentation possible by 1 person.

ELECTRIC HEIGHT ADJUSTABLE DOUBLE COLUMN TROLLEY



Ref.	FLM-100W
Dimensions in mm	W 1150 x D 700 x H 1835
Presentation height in mm (centre screen)	1800 mm
Mounting interface	L&S5
Max. load	100 Kg
Optional	Flightcase on wheels

Max. °
100

Max.
100

Ref.	FLM-200W
Dimensions in mm	W 1500 x D 700 x H 1835
Presentation height in mm (centre screen)	1800 mm
Mounting interface	Brand related
Max. load	200 Kg
Optional	Flightcase on wheels

100 - 150°

Max.
200

All-in-one Trolley

for Flat panels

The FSW-Atlas presentation trolley

the all-in-one presentation trolley equipped with integrated audio, data, video connections and power sockets.



Total solution in one

Presentation trolley



The FSW-Atlas, a total solution in one presentation trolley; the easiest way to set up your mobile presentation.

The Audipack FSW-Atlas makes it easy for you. The Atlas trolley is an all-in-one trolley with invisible integrated audio in the column. In addition, there's also a 3-fold power strip integrated for connecting the monitor and optional equipment.

In the wheel frame of the trolley you will find a PowerCON power connection, RJ45, HDMI and space for extra connections.

With a Lock & Secure 5 mounting bracket, the screen is easily installed. The screen height is adjustable in several different positions.

For installing additional equipment such as mini pc's and wireless presentation equipment, Audipack provides several brackets, even with integrated power distribution.

- ▲ Lockable wheels
- ▲ Easy equipment installation
- ▲ Powercon power, HDMI and RJ45 in wheelframe
- ▲ Integrated 3-fold power strip F, CEE 7/4
- ▲ Portrait or landscape flat panel positioning
- ▲ Integrated Audio elements



To install your flat panel to the Audipack FSW-Atlas, an additional flat panel bracket is needed.

See "Mounting brackets for flat panels" section on page 112 for an overview of the available brackets.



Built-in speakers 2 x 30 Watt



Integrated 3-fold power strip to easily connect equipment



Source and various connections in wheel frame

ALL-IN-ONE TROLLEY


ALL-IN-ONE TROLLEY

**Ref.****FSW-ATLAS**

Dimensions in mm	W 976 x D 685 x H 1960
Presentation height in mm (<i>centre screen</i>)	1480 - 1590 mm
Mounting interface	L&S 5
Nett weight	31 Kg
Colour	Anodized aluminium, Black RAL 9005 or white RAL 9016
Max. audio output	2 x 30 Watt at 8 Ohm
Frequency	70 Hz - 20 KHz

**Ref.****FSW-ATLAS-XL**

Dimensions in mm	W 1789 x D 763 x H 1977
Presentation height in mm (<i>centre screen</i>)	1400 - 1613 mm
Mounting interface	L&S 3 & 5, VESA 400, 600
Nett weight	75 Kg
Colour	Anodized aluminium, Black RAL 9005 or white RAL 9016
Max. audio output	2 x 30 Watt at 8 Ohm
Frequency	70 Hz - 20 KHz



ACCESSORIES

MOUNTING BRACKETS FOR FLAT PANELS (SEE PAGE 112 FOR THE FULL PROGRAM)



Mount any brand and type of flat panel on any Audipack system with the Audipack mounting brackets.



UFPRO series




Brand related mounts



VESA mounts

MOUNTING CAMS FOR DIRECT VESA MOUNTING

FOR RECESSED MOUNTING HOLES



Ref.



392618
M6x13

392318
M8x13

390618
M10x13



392621
M6x35



392620
M8x35

EQUIPMENT HOUSINGS

Housing for Mac Mini, universal media player, Barco clickshare mini

Mounting interface: L&S 5



Ref.

Max. dimensions equipment in mm

EC-1

W 200 x D 48 x H 200



EC-1WLD (Type F, CEE 7/4 Wieland connection)
W 200 x D 48 x H 200

STEREO MINI AMPLIFIER



Ref.

Max. power

491026

2 x 20 watts @ 8 Ohm
1x 40 watts @ 8 Ohm

Off grid solutions

Audipack develops and manufactures off-grid units that allows to use electric equipment on re-chargeable battery power. This enable to use a screen in every situation, not depending on a 230 VAC socket.





With the Move-It off-grid solution it is possible to present wireless with a screen up to 55" without using a power socket.

The Move-It unit has an internal powerpack that powers the standard 230 VAC screen (via (type F, CEE 7/4)); any place, any time. The minimalistic design back-pack is suitable for many screens, mounted with VESA interface.

FPOG products are made to order and available as custom solutions.

Applications

- ▲ **Temporarily crowd control**
- ▲ **Advertisement in malls**
- ▲ **Mobile advertisement**

MOVE-IT

Ref.	Move-It 4655-200
Dimensions in mm	W 440 x D 456 x H 1136
Mounting interface	VESA 400x400 & 400x600
Max. screen height	1300mm
Max. screen weight	30 Kg
Max. screen power consumption	150 watt
Internal charger	20A
Battery	Internal safe Lithium-ferro 200 AH battery with battery management system. Battery life 10 hours at 125 watt consumption.

Height adjustable Trolleys

for Flat panels



Height adjustable Trolleys



- ▲ Lockable wheels
- ▲ Easy equipment installation
- ▲ Durable, well designed and slim constructions
- ▲ Safe and secure

Height adjustable trolleys, designed for flat panels and touch screens.


Flexible, durable and rigidly constructed these trolleys are an ideal solution for the education market.

Fit any (touch)screen to the trolley and with the optional Audipack audio solutions the total set-up is clean and well finished.

Audipack designs and manufactures in privately owned design studios and factories, so we can customise the system to suit individual customer's needs. We use our own durable materials that are easy to clean and highly scratch resistant.




ELECTRIC HEIGHT ADJUSTABLE DOUBLE COLUMN TROLLEY



Ref.

DFS-120E

Dimensions in mm	W 1400 x D 797 x H 1950
Nett weight in Kg	53
Presentation height in mm	700-1580 (centre screen)
Mounting interface	VESA 400x200, 400x400, 600x200, 600x400 and L&S5
Power supply	230 VAC 50-60 Hz



Mounting interface: VESA 400x200, 400x400, 600x200, 600x400 and L&S5



Lockable VESA mounting patterns




Electric control panel

PRESENTATION TROLLEYS FOR FLAT PANELS


ELECTRIC HEIGHT ADJUSTABLE TROLLEY



Ref.	FSW-T100V6
Dimensions in mm	W 739 x D 650 x H 1175-1835
Presentation height in mm	940-1600 (centre screen)
Mounting interface	VESA 200, 300, 400, 600 and L&S 5
Power supply	230 VAC 50-60 Hz



Ref.	FSW-T100V8
Dimensions in mm	W 939 x D 650 x H 1175-1835
Presentation height in mm	940-1600 (centre screen)
Mounting interface	VESA 200, 300, 400, 600, 800 and L&S 5
Power supply	230 VAC 50-60 Hz



TROLLEY STAND FOR TOUCH SCREENS UP TO 150 Kg



Ref.	FSW-T160B	FSW-T160B-XL
Dimensions in mm	W 1090 x D 716 x H 1255-1755	W 1090 x D 716 x H 1108-1848
Presentation height in mm	940 - 1440 (centre screen)	903 - 1643 (centre screen)
Mounting interface	Up to VESA 800x600	Up to VESA 800x600
Power supply	230 VAC 50-60 Hz	230 VAC 50-60 Hz

Includes wired hand control



Ref.	FSW-T160BT
Dimensions in mm	W 1090 x D 716 x H 993-1493
Presentation height in mm	788 - 1288 (centre screen, vertical)
Mounting interface	Up to VESA 800x600
Power supply	230 VAC 50-60 Hz

Includes wired hand control

**Optional:****FSS-160-LTS:**

Laptop shelf for FSW-T160B, FSW-T160-XL, FSW-T160BT.
Also suitable for FSL-160E & FSL-160E-XL. see page 89
for more info.

ELECTRIC HEIGHT ADJUSTABLE TOUCH TABLE



Ref.	FSW-Touch6065
Dimensions in mm	W 1106 x D 768 x H 968-1643
Nett stroke in mm	675
Presentation height in mm	1418
Max. mounting range in mm	W 810 x H 671
Mounting interface	Up to VESA 800x600
Angle adjustment in degrees	-5 - 95
Power supply	230 VAC 50-60 Hz

**Ref.** **FSW-Touch4055R(electric rotation)**

Dimensions in mm	W 949 x D 768 x H 760-1435
Nett stroke in mm	675
Presentation height in mm	1418
Max. mounting range in mm	W 670 x H 446
Angle adjustment in degrees	-5 - 95 Electric tilt
Power supply	230 VAC 50-60 Hz



MOUNTING BRACKETS FOR FLAT PANELS (SEE PAGE 112 FOR THE FULL PROGRAM)



Mount any brand and type of flat panel on any Audipack system with the Audipack mounting brackets.



UFPRO series



Brand related mounts



VESA mounts

AUDIO SOLUTIONS



For every flat panel a made to measure soundbar is available. See chapter "Audio solutions" page 3 or more information

MOUNTING CAMS FOR DIRECT VESA MOUNTING

FOR RECESSED MOUNTING HOLES



Ref.



392618
M6x13

392318
M8x13

390618
M10x13



392621
M6x35



392620
M8x35

COVER PLATE (SUITABLE FOR DFS-120E)



Ref.

"Soft edge finishing"
ergonomic protection



DFS-CP

Mobile video wall

Display for Flat panels

The Mobile video wall display is a flexible solution that enables you to move your presentation to the desired location



MOBILE VIDEO WALL DISPLAY



The Mobile Video Wall Display is the flexible solution in comparison with a wall mounted or ceiling suspended video wall. The display is made on request and offers lots of possibilities.

As Basic model, Audipack supplies 3x3 and 4x4 configurations for screens of 46", 47", 55" and more. A rigid base frame with lockable wheels, aluminum powder coated frame (Black, RAL 9005) and high finishing grade.

Upgrade options:

- ▲ Column speaker 2 x 240 Watt (LSH-XXXXAR)
- ▲ Passive soundbar 2 x 60 Watt
- ▲ Electric height adjustment
- ▲ Active subwoofer
- ▲ Decor panel (to cover back of screens)
- ▲ Grill in order to cover the backside of screens

The electric height adjustment enables you to lower the video wall when moving the display to another location, or raise the video wall higher for a better view by the audience.

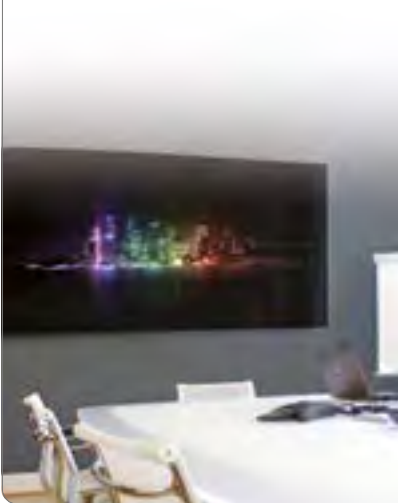
Install the Audipack column speakers on both sides of the video wall for not only a perfect audio support for your presentation, but also for a neat side view finishing of the video wall. The vertical soundbars are customized to match the height of the video wall. The soundbar is customized to match the width of the video wall.

Please contact Sales for more information.

- ▲ Available for all screen sizes
- ▲ High grade finishing



PROFILE SPEAKER SET (CUSTOM-BUILT)



Ref.	LSH-XXXXPR
Dimensions in mm	W 147 x D 143 x H XXXX (height screen)
Max power	2 x 30 Watt RMS at 8 Ohm
Connections	wire connect & banana plug
Colour	Anodized aluminium with black or white speaker front



The Profile speaker set is a vertical orientated speaker set made to match the height of larger screens and videowalls. Internal speaker technology is based on the LSH/LST audio systems. The Profile speaker is installed on each side of the screen and is available in 2 x 30 Watt and 2 x 60 Watt or higher. Custom powered versions on request.

Check the Audipack website & price list for an updated product list.

ACTIVE SUBWOOFER



Ref.	LSH-80SW
Max. power	80 Watt
Connection	2 x cinch, wire connect & banana plug
Power supply	100-230 VAC

19" RACKING



Ref.	19" racking
	Optional for Movable Video Wall Display for installing equipment in cabinet.

BACK COVER



Optional covering of back of the screens when Movable Video Wall Display is used as a room divider. Contact Sales for the possibilities.

Ref.	FSW-VW-Backcover
------	------------------



Touch table solutions



Touch table solutions

Audipack touch solutions are the perfect combination of all techniques Audipack creates and uses. The FTT series are electric height adjustable tables with full capacitive touch glass overlay suitable for almost any size and shape of screen. A rigid support frame for the screen, thermostatic controlled ventilation ensure a high quality solution.

Audipack also creates full custom touch solutions.



General specifications:

- ▲ **Electric height adjustable**
- ▲ **Build-in ventilation**
- ▲ **Up to 50 touches (capacitive)**
- ▲ **Internal PC cabinet**


	Ref. FTT-86WS	Dimensions in mm W2410 x D860 x H810-1200	<div style="border: 1px solid gray; padding: 2px; text-align: center;"> <small>Max. °</small> 86 </div>
	Screen size Presentation height	86 inch wide screen	
	Ref. FTT-88UW	Dimensions in mm W2135 x D1305 x H810-1200	<div style="border: 1px solid gray; padding: 2px; text-align: center;"> <small>Max. °</small> 88 </div>
	Screen size Presentation height	88 inch ultra wide	

Table stands and mounts

for Flat panels

The Audipack flat panel table stands,

highly flexible solutions for screens up to 50"



Audipack®

It's great to have solutions...

Free standing and low profile solution



The universal flat panel table stand is a solid, low profile, and freestanding presentation solution for flat panels up to 50 inch diagonal.


The discreet design of the product compliments any flat panel perfectly. These stands come equipped with the Lock&Secure mounting system.

To install your flat panel to an Audipack product, an additional flat panel bracket is needed.

- ▲ **Easy installation**
- ▲ **Discreet design**
- ▲ **2 height positions**
- ▲ **Rigid construction**
- ▲ **Vertical height adjustment**



The L&S 3 interface fits all Audipack mounting brackets



Easy mounting solution

TABLE STANDS AND MOUNTS



Ref.	390660
Dimensions in mm	W 490 x D 265 x H 539
Mounting interface	L&S 3
Max. screen height	ca. 700 mm (VESA in center)



Ref.	392551
Dimensions in mm	W 490 x D 265 x H 590
Mounting interface	L&S 3
Max. screen height	ca. 800 mm (VESA in center)



Ref.	DMV1-0500
Length in mm	500
Mounting interface	VESA 75 x 100



Video wall and Multi screen solutions

Create a video wall in any configuration...

The Audipack video wall mounting system is the most solid and adjustable system on the market.

Save time and money on the installation.

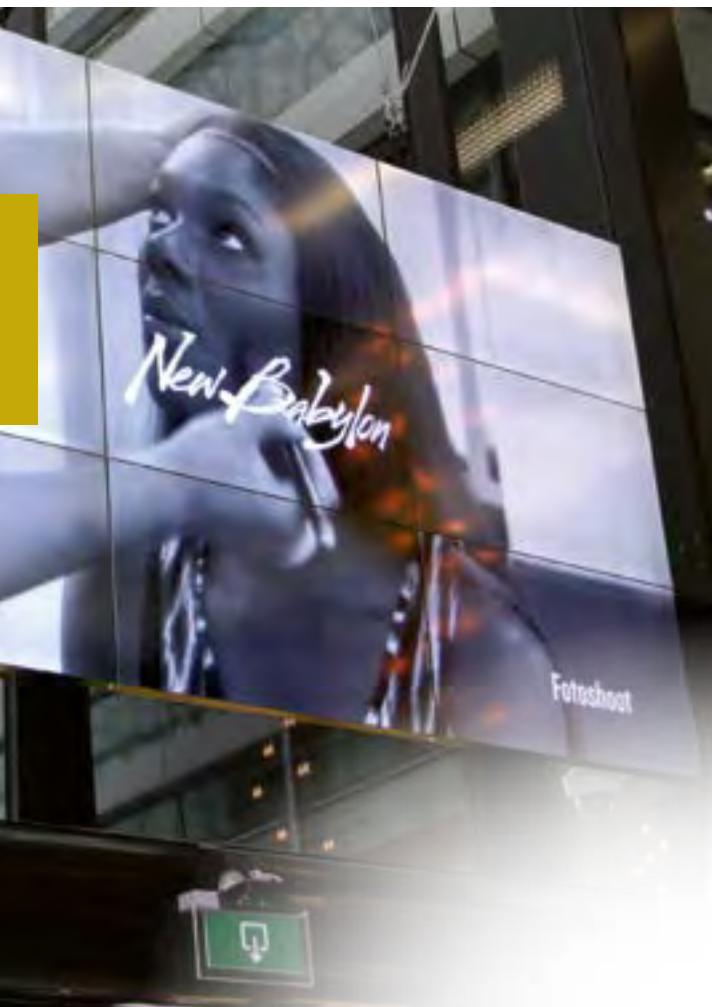


Audipack®

It's great to have solutions...

Create a **video wall** in any configuration

in next to **no time!**



Installing video walls with Audipack's installation systems saves time and money.

Audipack offers two systems:

VWM Basic system

The universal **VWM basic system** is a low cost, high value installation system that gives fast and precise installation.

The construction looks simple, but there is more than meets the eye. Each screen is separately adjustable when it is installed to the wall or rental flying frame.

The system copes easily with 2x2, 4x4 or even 8x4 configurations. With a simple addition of our screen installation cams, the screens are installed in an instant.

VWMS Serviceable system

The **VWMS serviceable system** is an impressive product that supports the installation of multiple screens on a wall whilst allowing individual screen access for servicing needs.

Each screen in the videowall can be pushed out from the wall, with the Push-to-Release system for service or repair. Simply push the screen back in when complete. The built-in adjustment feature means perfect alignment, even on a non-level wall.

The system copes easily with 2x2, 4x4 or even larger configurations. With a simple addition of our screen installation cams, the screens are installed in an instant.

Less effort for screen alignment perfection



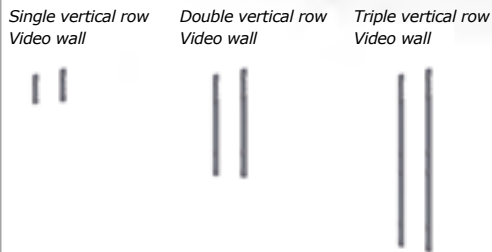
BACK PLATES (BASIC SYSTEM)



Ref.	VWM-BPH-0800
Length in mm	800
Ref.	VWM-BPH-1000
Length in mm	1000

MOUNTING ARMS (BASIS SYSTEM)

Screen sizes constantly change, visit our website for updated models and screen sizes



* For screens with non-centric placed VESA pattern

Max. ° 46	Ref.	MA-400	MA-2-46AS *	MA-3-46AS *
	Max. screen size Vertical VESA	300, 400	H 576-593 400	H 576-593 400

Max. ° 46	Ref.	MA-400	MA-2-46-V3	MA-3-46-V3
	Max. screen size Vertical VESA	300, 400	H 578-608 300	H 578-608 300

Max. ° 55	Ref.	MA-400	MA-2-55	MA-3-55
	Max. screen size Vertical VESA	300, 400	H 684-714 400	H 684-714 400

Max. ° 60	Ref.	MA-400	MA-2-60	MA-3-60
	Max. screen size Vertical VESA	300, 400	H 754-784 200	H 754-784 200

Max. ° 46	Portrait		Ref.	MA-600	MA-2-46P
			Max. screen size Vertical VESA	400, 600	H 1023-1084 200, 400, 600

Max. ° 55	Portrait		Ref.	MA-600	MA-2-55P
			Max. screen size Vertical VESA	400, 600	H 1215-1275 200, 400, 600



Upper screen position and complete row height adjustment



Lower screen position & offset adjustment

VIDEO WALL SYSTEMS

VIDEO WALL PUSH TO RELEASE SYSTEM VOOR EASY SERVICE

Mounting head

Manually accessible, with Push to Release system



- ▲ Short installation time due to "row installing"
- ▲ Push-to-Release system for easy flat panel access
- ▲ Compact offset dimensions (only) 80 mm
- ▲ Post-installation fine tuning of height and leveling for a seamless installation
- ▲ Standard multi-axis adjustable interface, extendable up to VESA 600 x 400

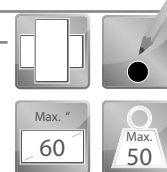


A perfect aligned videowall, installed in a perfect time and all screens are serviceable. Those are the key elements of the VWMS videowall system. A system that installs with low effort featuring lots of alignment options in 6 axes, even when the wall is not finished well or is not perfectly level. The build-in 3D adjustment features deals with it all. Simply install the mounting heads with the use of the special installation ruler to the wall, mount the two brackets to the flat panel and hang the display on the mounting head. Align the display with the adjustment features.

PUSH TO RELEASE SYSTEM FOR EASY SERVICE

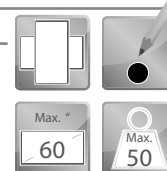


Ref.	VWM-MH3
Dimensions in mm	W 560 x D 88 x H 550
Wall offset in mm	88
Nett weight	12 kg
Linear service travel in mm	290
Mounting interface	VESA 400
Optional	VESA 600 x 400, 800 x 400 (MH3-EV800)




- Post-installation fine tuning of height and leveling for a seamless installation;
- Post-installation lateral shift to easily slide screens apart or together for easy; maintenance and perfect alignment;
- Audible click when the screen safely engages with the mount;
- Fine-tuning adjustment in **6 axes** to ensure screens are perfectly vertical for a seamless install, to compensate for walls that are not perfectly flat;
- Push to Release for service access.

Ref.	VWM-MH4
Dimensions in mm	W 560 x D 88 x H 550
Wall offset in mm	88
Nett weight	12 kg
Linear service travel in mm	290
Mounting interface	VESA 400
Optional	VESA 600 x 400, 800 x 400 (MH3-EV800)



- Never touch the screen. The VWM-MH4 **electric activated mounting head** is suitable for direct wall mounting. With the "electric release" mechanism the screen pops out of the videowall.
- The P7520 control unit, allows you to select and release, between multiple screens
- Post-installation fine tuning of height and leveling for a seamless installation;
- Post-installation lateral shift to easily slide screens apart or together for easy; maintenance and perfect alignment;
- Fine-tuning adjustment in **6 axes** to ensure screens are perfectly vertical for a seamless install, to compensate for walls that are not perfectly flat.



Perfect corner to corner
screen adjustment

ACCESSORIES

CONTROL UNIT FOR SELECTING AND ACTIVATING THE VWM-MH4

Ref.	P7520
Power supply:	24 volt
Channels:	16 (4x4 videowall or smaller) Unit can be installed away from the videowall



UPGRADE SET FOR VWM-MH3 TO VWM-MH4

Ref.	P7521
Allows you to upgrade a VWM-MH3 to a VWM-MH4. The P7520 control unit is required for selecting and activating your VWM-MH4 unit.	

MOUNTING CAMS FOR MOUNTING ON BASIC SYSTEM



MOUNTING CAMS (RECESSED HOLES)



Ref.	392618 M6 x 13	392318 M8 x 13	390618 M10 x 13	392621 M6 x 35	392620 M8 x 35
-------------	--------------------------	--------------------------	---------------------------	--------------------------	--------------------------


MOUNTING SET FOR VWM-MH3

Conversion set from VESA 400 to 600, 800.
Adds 15 mm extra wall offset (from 88 to 103 mm)



Ref	MH3-EV800
------------	------------------

AUDIO SOLUTIONS



For every flat panel a made to measure soundbar is available. See chapter "Audio solutions" page 3 for more information

Wall mount solutions

for flat panels

The Audipack wall mounts,

are a range of products that offer perfect solutions for Pro AV use or permanent installations.



Flexible, strong and Innovative!



The **Professional temporarily AV wall mounts** are specifically designed for professional installations. The special Lock&Secure mounting interfaces guarantees a quick installation and panel switch if required. Especially suitable for projects, public places, convention centres etc. To install your flat panel to an Audipack ProAV wall mount an additional flat panel bracket is needed.

- ▲ **Fast and easy installation**
- ▲ **Quick flat panel installation and removal**
- ▲ **Theft delay**
- ▲ **Very rigid design**



Screw cup detail®



Flexible mounting range

The strongest and most innovative solutions for wall mounting screens

The Audipack **wall mounts** are specifically designed for quick and safe installations; see them as temporarily rental applications, or for permanent installations. Key benefits include durability, speed of installation and easy product access.


The **Universal wall mounts** offer a wide range for the safe and fast installation of flat panels. Durable, flexible and adjustable they offer the perfect solution for every screen. With the special build-in "align feature" drill mistakes can be solved easily.



(registered product)











A wide range of VESA and universal mounts is available. All our flat panels wall mounts are safe and easy to install and are available for flat panels up to 120 inch diagonal.

The professional wall mounts on the next pages are combined with L&S3 or L&S5 monitor brackets.







WALL MOUNTS




PERMANENT INSTALLATION - MULTI VESA

	Ref. 390838 Dimensions in mm W 120 x D 22 x H 122 VESA 75 & 100	Max. ° 20 Max. 10	
	Ref. 390839 Dimensions in mm W 120 x D 22 x H 162 VESA 75 & 100 Tilt adjustment in degrees +5	 Max. ° 20 Max. 10	
	Ref. 390840 Dimensions in mm W 269 x D 28 x H 250 VESA 75, 100 & 200	Max. ° 55 Max. 50	
	Ref. FWM-V402 Dimensions in mm W 460 x D 21 x H 530 Max. mounting range in mm W 400 Positioning Landscape and portrait	Max. 30 ALIGN	
	Ref. FWM-V600 Dimensions in mm W 660 x D 21 x H 500 Max. mounting range in mm W 600 Positioning Landscape and portrait	Max. 50 ALIGN	



PERMANENT INSTALLATION - MULTI VESA

 <i>For Ultra thin LED screens</i>	Ref. FWM-V400 Dimensions in mm W 460 x D 12 x H 520 VESA width 200, 300 & 400 VESA height 200, 300 & 400 <i>Including flat panel installation materials</i>	Max. 50	
	Ref. FWM-V900 Dimensions in mm W 1004 x D 30 x H 966 Max. mounting range in mm W 900 x H 600 <i>Please refer to www.audipack.com for brand related large screen wall mounts</i>	ALIGN Max. 50	

TILTABLE WALL MOUNT WITH EQUIPMENT CABINET BEHIND SCREEN

Inclusive Align® installation feature 	Ref. FWM-V400EC Dimensions W 605 x D 85 x H 480 mm Max. range mounting points W 470 x H 460 mm Tilt adjustment in degrees -15 / 0 / +15 Equipment cabinet behind screen	Max. 50  Max. ° 75	
--	---	--	---

PERMANENT INSTALLATION - PULL TO RELEASE - UNIVERSAL

	Ref. FWM-V8SV Max. mounting range in mm W (free adjustable) x H 825 x Depth in mm flat 109, extended 320 The FWM-V8SV is a heavy duty wall mount for large flat screens. By pulling the cords, the wall mount is released and comes forward to give access for service. A perfect solution to be applied for a wall recess.	Max. 185 
---	--	---

WALL MOUNTS TEMPORARY INSTALLATION & RENTAL

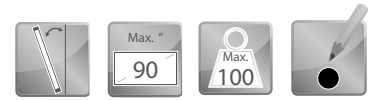
WALL MOUNTS

L&S 5 MOUNT



Ref. 390967
 Dimensions in mm W 340 x D 18 x H 286
 Mounting interface L&S 5

TILTABLE L&S 5 MOUNT



Ref. 390657
 Dimensions in mm W 359 x D 41 x H 320
 Mounting interface L&S 5
 Tilt adjustment -10° / 0° / +10°
 Optional lock numeric:230052

PERMANENT INSTALLATION - UNIVERSAL



Ref.	392696	392698
Dimensions in mm	W 1550 x D 50 x H 800	W 1550 x D 50 x H 1290
Max. mounting range connected	W 1495 x H 740	W 1495 x H 1290
Max. mounting range open	W 2000 x H 740	W 3000 x H 1290



Ref. 392585
 Dimensions in mm approx. 2 x W 139 x D 44 x H 830
 Max. mounting range in mm W 1500 x H 800



Heavy duty wall mount, easy to install.



Lock the bracket with the optional lock
Ref.: 230052(numeric)

Ref. FWM-2688
 Dimensions in mm W 540 x D 60 x H 380
 Max. mounting range in mm W 470 x H 360
 Min. mounting range in mm W 80
 Tilt adjustment in degrees -10° / 0 / +10°



Lock the bracket with the optional lock
Ref.: 230052(numeric)

Ref. FWM-2690
 Dimensions in mm W 740 x D 60 x H 500
 Max. mounting range in mm W 670 x H 446
 Min. mounting range in mm W 227,5
 Tilt adjustment in degrees -10° / 0 / +10°



Ref. FWM-688
 Dimensions in mm W 530 x D 28 x H 400
 Max. mounting range in mm W 470 x H 360
 Min. mounting range in mm W 88



Ref. FWM-690
 Dimensions in mm W 728 x D 28 x H 500
 Max. mounting range in mm W 670 x H 446
 Min. mounting range in mm W 174



Lock the bracket with the optional lock
Ref.: 230052(numeric)

Ref. FWM-688P
 Dimensions in mm W 530 x D 28 x H 650
 Max. mounting range in mm W 470 x H 600
 Min. mounting range in mm W 88



Ref. FWM-690P
 Dimensions in mm W 730 x D 28 x H 650
 Max. mounting range in mm W 670 x H 600
 Min. mounting range in mm W 174



SCREEN-CRAWLER (INSTALLATION AID)



Ref. SC-190

Max load	200 kg
Height (retracted)	1990 mm
Max. lift height (hook)	2900 mm



Optional: **P7551**, lifting aid with eyebolts for lifting loads with bands or chains (bands and chains not supplied) more info on our website.

- ▲ **Complies with NEN-EN-ISO 12100:2010NL**
- ▲ **Yearly check-up required**

The screen-crawler makes it possible to safely lift large screens with a minimum of effort and less installers. You simply attach the screen with hoisting cables/bands to the hoist aid and you hoist up the screen with the hinch.

Wall arms

for flat panels

Audipack flat panel swivelling wall arms;

a world standard in stability and ease of use.



Relax and enjoy the flexibility

Enjoy your flat panel from anywhere in the room.

Face the screen towards your kitchen, child's play area or your guests. The clean lines of the design negate the need for complex supports.

These extremely stable wall arms allow the flat panel to be set in any position. Their minimalistic looks and neat dimensions ensure the attention is focused on the screen rather than the wall arm. All cables are hidden in the arm itself, so unsightly wiring is out of sight.

Use the **Screen-Crawler** (SC-190) Installation Aid for safe installation of large, heavy screens. (See page 63)



- ▲ **Rigid and safe construction**
- ▲ **Lockable in every position**
- ▲ **Very flexible in use**
- ▲ **Integrated cable duct in swing arms and wall plate**



All cables out of sight through the arm



Lockable in position



L&S 3 mounting interface

WALL ARMS

WALL ARMS ALL-IN-ONE PROJECT SOLUTION - UNIVERSAL

- ▲ **Swiveling wall arm, left/right orientation**
- ▲ **Universal mounting interface**
- ▲ **Integrated space for cables and equipment**

These wall arms have an integrated space for media player/pc and 3-way power strip (type F, CEE 7/4).



Ref.	FWA-500	FWA-700
Max. wall offset in mm	500	700
Mounting range	W 690 x H 446	W 690 x H 446
Mounting interface	Universal	Universal



Black version



Rear view



Integrated space for media player



Ref.	FWA-500i	FWA-700i
Max. wall offset in mm	500	700
Mounting range	W 690 x H 446	W 690 x H 446
Inclination angle	-10 / 0 / +10°	-10 / 0 / +10°
Mounting interface	Universal	Universal



WALL ARMS WITH L&S 3 + VESA



Ref.	390614
Dimensions in mm	W 801 x D 88 x H 310
Max. wall offset in mm	700
Nett weight	14 Kg
Mounting interface	VESA 75, 100 & 200 x 100



DOUBLE SWIVELLING WALL ARM WITH L&S 3 + VESA



Ref.	390695
Dimensions in mm	W 650 x D 115 x H 483
Max. wall offset in mm	1087
Nett weight	23 Kg
Mounting interface	VESA 75, 100 & 200 x 100



FLAT PANEL SWIVELING WALL ARM UP TO 120 KG



Ref.	FWA-120
Dimensions in mm	W 650 x D 115 x H 483
Max. wall offset in mm	1050
Nett weight	23 Kg
Max load	120 kg
Max screen size	aprox 120 inch
Mounting interface	L&S 5 for UFPRO mounts (be aware of load limit of brackets 80 kg) 170x170 M8/M10 brackets for large screens, load up to 120 kg



ACCESSORIES

MOUNTING BRACKETS FOR FLAT PANELS (SEE PAGE 112 FOR THE FULL PROGRAM)



Mount any brand and type of flat panel on any Audipack system with the Audipack mounting brackets.



UFPRO series



Brand related mounts



VESA mounts

Ceiling mounts

for flat panels

With flat panels becoming an increasingly important element of any professional install,

the installation speed, adjustability and stability of the accessories are important features.

Audipack introduces the new generation of ceiling mounts for flat panels.



Stylish and Professional!

Audipack's flat panel ceiling mounts are durable mounting solutions that allow height and angle adjustment of the flat panel.

The flat panel ceiling mounts are slim, discreet and suitable for any brand and type of panel. This product line enables quick installation and complements any installation. Flexible screen adjustment and neatly hidden cables within the tubes are standard features.

Fixed lengths and telescopic versions are available to position the screen perfectly for every height and location.

The colour of the mounting head is standard black RAL 9005

- **The CMV1 and CMV2 series** feature a new special ball-joint to easily direct and adjust the screen towards the viewer. This product line offers standard VESA 75, 100 and 200 mounting patterns.
- **The FCM and FCMD series** are durable and rigid product lines that offer flexibility for installing *larger single* or *back-to-back* screens. Perfect for pro AV installation projects.

With the standard available options it is very easy to adapt the ceiling mounts to meet your installation specifications.

The 800 series flat panel ceiling mounts are designed for installations with large screens installed onto high ceilings. The product stability allows a slim but long ceiling mount, hiding all cables and offering a continuous height adjustable mounting head with forward inclination.

With the Audipack Lock&Secure system the flat panel is easily mounted and quickly secured. Custom-made models are available in lengths up to 4 metres.

- ▲ **Telescopic models available**
- ▲ **Perfectly angle adjustment**
- ▲ **VESA and L&S 5 suited**
- ▲ **All cables hide through the tube**
- ▲ **VESA and L&S 5 in black**



Angle adjustment



Neatly installed cables

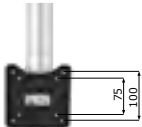


20° adjustment and standard lockable



Standard ceiling finishing on all models

CEILING MOUNTS

CMV1 SERIES: CEILING MOUNTS WITH VESA 75 & 100**Ref. CMV1-0300**

Length in mm	300
Tube diameter in mm	54
Tilt adjustment in degrees	0-27°

**Ref. CMV1-0500**


Length in mm	500
Tube diameter in mm	54
Tilt adjustment in degrees	0-27°

**Ref. CMV1-0800**

Length in mm	800
Tube diameter in mm	54
Tilt adjustment in degrees	0-27°

**Ref. CMV1-1000T**

Length in mm	604-1000 (Telescopic)
Tube diameter in mm	54-60
Tilt adjustment in degrees	0-27°

**CMV2 SERIES: CEILING MOUNTS WITH VESA 100 & 200****Ref. CMV2-0500**

Length in mm	500
Tube diameter in mm	54
Tilt adjustment in degrees	0-27°

**Ref. CMV2-0800**

Length in mm	800
Tube diameter in mm	54
Tilt adjustment in degrees	0-27°

**Ref. CMV2-1500T**

Length in mm	907-1500 (Telescopic)
Tube diameter in mm	54-60
Tilt adjustment in degrees	0-27°

**CMV4 SERIES: CEILING MOUNTS WITH VESA 200, 300 & 400****Ref. CMV4-0500**

Length in mm	500
Tube diameter in mm	54
Tilt adjustment in degrees	0-27°

**Ref. CMV4-0800**

Length in mm	800
Tube diameter in mm	54
Tilt adjustment in degrees	0-27°

**Ref. CMV4-1500T**

Length in mm	907-1500 (Telescopic)
Tube diameter in mm	54-60
Tilt adjustment in degrees	0-27°



CEILING MOUNTS

FCM SERIES: CEILING MOUNTS WITH L&S 5



Ref.	FCM-1000		
Length in mm	1000		
Tube diameter in mm	54		
Tilt adjustment in degrees	0-20°		
Ref.	FCM-1500		
Length in mm	1500		
Tube diameter in mm	54		
Tilt adjustment in degrees	0-20°		
Ref.	FCM-1500T		
Length in mm	909-1500 (Telescopic)		
Tube diameter in mm	54-60		
Tilt adjustment in degrees	0-20°		

FCMD SERIES: BACK TO BACK SOLUTIONS



Ref.	FCMD-1000		
Length in mm	1000		+
Tube diameter in mm	54		
Tilt adjustment in degrees	0-20°		
Ref.	FCMD-1500		
Length in mm	1500		+
Tube diameter in mm	54		
Tilt adjustment in degrees	0-20°		
Ref.	FCMD-1500T		
Length in mm	909-1500 (Telescopic)		+
Tube diameter in mm	54-60		
Tilt adjustment in degrees	0-20°		

800 SERIES CEILING MOUNTS L&S 5



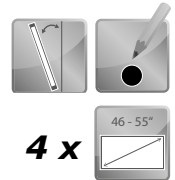
Ref.	FCM-800-1000		
Length in mm	1000		
Tilt adjustment in degrees	0-15°		
Optional lock	Numeric:230052		
Optional ceiling finishing ring	CFR-800		
Ref.	FCM-800-XXXX CUSTOM-HEIGHT		
Length in mm	Custom, tot max. 3000 mm		
Tilt adjustment in degrees	0-15°		
Optional lock	Numeric:230052		
Optional ceiling finishing ring	CFR-800		

CEILING MOUNTS

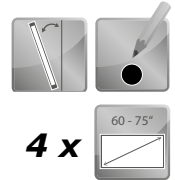
SQUARE CEILING MOUNT



Ref.	FCM4-4655
Tilt adjustment	15 degrees downwards
Mounting interface	Universal
Standard colour	Black RAL 9005
Ceiling mount pole	1000 - 1500 mm (centre screen)



Ref.	FCM4-6075
Tilt adjustment	15 degrees downwards
Mounting interface	Universal
Standard colour	Black RAL 9005
Ceiling mount pole	1000 - 1500 mm (centre screen)



The FCM4 square ceiling mount is sturdy and easy to install. It supports four large flats screens. The FCM4 comes with a bracket to attach the tube to the ceiling. The FCM4-tube can be custom made in any size up to 3000 mm. The FCM4 is available for screen sizes up to 90".

Order reference: **FCM4- XX(screen size)**

Tubes set and length custom available.

ACCESSORIES

MOUNTING BRACKETS FOR FLAT PANELS (SEE PAGE 112 FOR THE FULL PROGRAM)



Mount any brand and type of flat panel on any Audipack system with the Audipack mounting brackets.



UFFPRO series



Brand related mounts



VESA mounts

EQUIPMENT CABINET



For above ceiling installation
Use with FCM, FCMD, CMV1, CMV2, CMV4



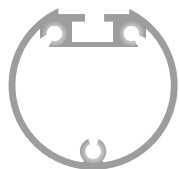
Ref.
Max. equipment dimensions in mm

EC-5
W 350 x D 350 x H 100

CEILING MOUNTS

CEILING MOUNTS

EXTENSION TUBES



Diameter 54 mm.



Ref.	ET-1000	ET-1500	ET-2000	ET-2500
Length in mm	1000	1500	2000	2500
Length gain in mm	940	1440	1940	2440

TRUSS MOUNTS (Ø 50 MM TRUSS)



Ref.	TM-54	TM-54-200	TM-60 (Telescopic tube sets only)
Suitable for	54 mm tubes	Telescopic FCM-1500T, FCMD-1500T	60 mm tubes

Ceiling to floor solutions

for flat panels

The Audipack ceiling to floor solutions

A free standing and solid solution in any environment






Create a free standing

solution...

The ceiling to floor (CTF) and floor to wall (FTW) products are the ideal solutions for installing flat panels in a free standing position in a room or when a wall is too weak constructed to hold a rather large (touch) screen. The CTF and FTW products are manufactured from modern designed aluminium profiles with an integrated cable duct. For each application a choice, that's why Audipack offers 3 different contour shaped profiles.

Your choices:

The 700 series is the slimmest model which can be used in a single and double version. With its detachable cable duct covers it offers a slim but strong presentation solution.




700 series

The 800 series is a mid-size profile with 2 cable ducts and suitable for mid to large sized LED screens. The screens can be installed along the length of the column.



800 series

The 900 series is the most rigid and strong column. It's strong enough to hold the heaviest screens and rigid enough to handle the longest lengths. With its large internal cable duct the best solution for multiple screen installations like videowalls.

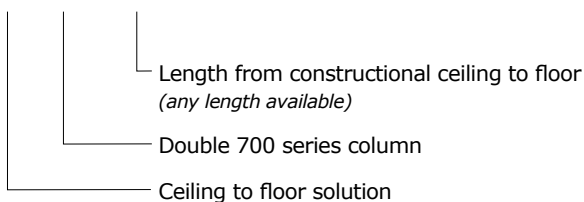


900 series

**The ceiling to floor solutions can be made in any length.
A perfect solution for any situation...**

Order explanation:


CTF-700D-3000



- ▲ **A free standing solution**
- ▲ **Rigid and flexible construction**
- ▲ **Single or multi-screen mounting**
- ▲ **Integrated cable duct all columns**

Choose your interface.

The FS series is available with 2 different screen interfaces. The L&S 5 is the Audipack's AV cross rental solution with a wide variety of installation options on the job. The Multi-Vesa solution is a very cost effective mounting interface based on the Vesa mounting pattern on the screen. With mounting cams the screen can easily be locked in the mounting head.



Mounting interface: L&S 5



Multi functional mounting interface:
Multi-Vesa 400x400, 600x400, L&S 3, L&S 5

To install your flat panel to an Audipack product an additional flat panel bracket is needed.

CEILING TO FLOOR SOLUTIONS

CEILING TO FLOOR SINGLE 700

**Ref. CTF-700**

Standard length	2700 mm (max. 5000 mm)
Column size	60 x 110 mm
Max. load (approx)	1 x 50, 2 x 40, 3 x 30 Kg
Mounting interface	L&S5 - Multi-Vesa
Cable duct	2 removable covers

Bracket is required for screen mounting

CEILING TO FLOOR DOUBLE 700

**Ref. CTF-700D**

Standard length	2700 mm (max. 5000 mm)
Column size	2 x 60 x 110 mm
Max. load (approx)	1 x 60, 2 x 50, 3 x 30 Kg
Mounting interface	L&S5 - Multi-Vesa
Cable duct	4 removable covers

Bracket is required for screen mounting

CEILING TO FLOOR SOLUTIONS

FLOOR TO WALL SINGLE 700

**Ref. FTW-700**

Standard length	2000 mm (max. 5000 mm)
Column size	60 x 110 mm
Max. load (approx)	1 x 50, 2 x 40, 3 x 30 Kg
Mounting interface	L&S5 - Multi-Vesa
Cable duct	2 removable covers

Bracket is required for screen mounting

CEILING TO FLOOR SINGLE 800

**Ref. CTF-800**

Standard length	2700 mm (max. 5000 mm)
Column size	125 x 60 mm
Max. load	85 Kg
Mounting interface	L&S5 - Multi-Vesa
Cable duct	hinged door

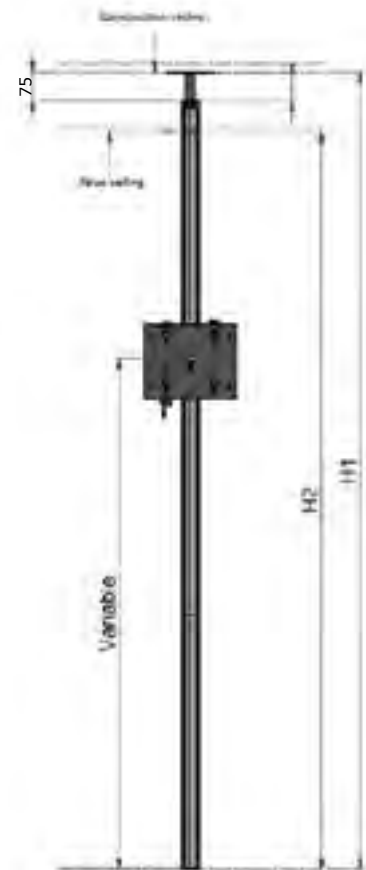
Bracket is required for screen mounting

CEILING TO FLOOR SINGLE 900

**Ref. CTF-900**

Standard length	2700 mm (max. 5000 mm)
Column size	183 x 91 mm
Max. load	2 x 85 Kg
Mounting interface	L&S5 - Multi-Vesa
Cable duct	hinged door

Bracket is required for screen mounting



For ordering custom length CTF, please provide dimensions H1 and H2

Ceiling to Floor with integrated Audio



Permanent presentation solution with integrated audio.

The CTF-Atlas is a unique ceiling to floor solution for your flat panel up to 65 inch.

The secret of this presentation solution is the integrated audio feature of 2 x 30 Watt in the vertical column.

A LED screen can be installed via the L&S5 mounting interface and with an equipment holder EC-1 or EC-1WLD (optional) a Mac mini, mini PC or Barco Click- Share mini can be applied.

The CTF- ATLAS has a standard length that can be shortened if needed. Other lengths can be ordered custom-made to fit the specific ceiling height.

- ▲ Easy equipment installation
- ▲ Portrait or landscape flat panel positioning
- ▲ Integrated passive audio



Built-in speakers

CEILING TO FLOOR SOLUTION AUDIO



Ref.	CTF-ATLAS
Dimensions in mm	W 147 x D 143 x H 2700*
Suitable for ceiling height in mm	H 2716 - 2830
Presentation height in mm	1600-1900 (centre screen)
Mounting interface	L&S 5
Colour	Anodized Aluminium / black speaker front
Max power	2 x 30 Watt at 8 Ohm
Frequency	70 Hz - 20 KHz

Max. "
 65

Max.
 30

*Custom lengths can be ordered to fit the specific ceiling height.



Ref.	CTF-ATLAS-XL
Dimensions in mm	W 955 x D 145 x H 2708*
Suitable for ceiling height in mm	H 2716 - 2830
Presentation height in mm	1800-2000 (centre screen)
Mounting interface	L&S 3 & 5, VESA 600 x 500/400, 400 x 500/400
Colour	Anodized Aluminium / black speaker front
Max power	2 x 30 Watt at 8 Ohm
Frequency	70 Hz - 20 KHz

Max. "
 100

Max.
 85

*Custom lengths can be ordered to fit the specific ceiling height.

CEILING TO FLOOR SOLUTIONS

ACCESSORIES**MOUNTING BRACKETS FOR FLAT PANELS (SEE PAGE 112 FOR THE FULL PROGRAM)**

Mount any brand and type of flat panel on any Audipack system with the Audipack mounting brackets.



UFPRO series



Brand related mounts



VESA mounts

AUDIO SOLUTIONS

Interface for Soundbar Ref.



700 series single
LSH-FS700



700 series double
LSH-FS700D

800 series
LSH-FS800

900 series
LSH-FS900

*For every flat panel a made to measure soundbar is available.
See chapter "Audio solutions" page 3 for more information*

EQUIPMENT HOUSINGS

Housing for Mac Mini,
universal media player,
Barco clickshare mini

Mounting interface:
L&S 5



Ref.
Max. dimensions equipment in mm

EC-1WLD (Type F, CEE 7/4, Wieland connection)
H 200 x B 200 x D 48

STEREO MINI AMPLIFIER

For:
LSS-UFO
LSS Soundbar
LSS Profile



Ref. **491026**
Max. power 2 x 20 watts @ 8 Ohm

Column mounts

for flat panels

The Audipack column mounts for flat panels

are the most flexible solution for mounting onto pillars or columns



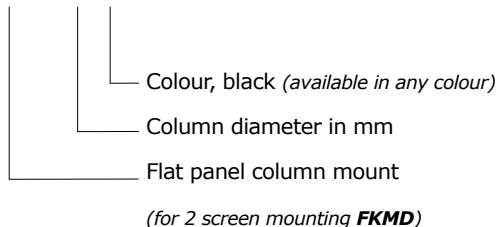
COLUMN MOUNTS

Stylish and Professional!



Order explanation:

FKM-0400B



Audipack column mounts are ideal for installing flat panels onto round or square columns.

The metal clamp gives a flexible and secure method of mounting that does not undermine the column's strength. All Audipack Lock&Secure mounts can be used in conjunction with this product.

These mounts are custom made to the client's order. They are available in difference diameters for single or multiple flat panel installation.

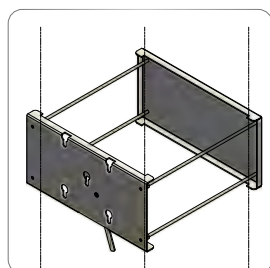
A slim and solid solution for all situations. No drilling needed.

To install your flat panel to an Audipack product an additional flat panel bracket is needed.

See "Mounting brackets for flat panels" section on page 47 for an overview of the available brackets.

Check www.audipack.com for an updated product range

- ▲ **Does not affect constructional column strength**
- ▲ **Clamping installation**
- ▲ **Custom made for any situation**
- ▲ **Standard colour black RAL 9005**



Available for multiple screen mounting



Available for multiple screen mounting

STANDARD COLUMN MOUNTS



Standard column mount
FKM-2050 & FKM-5080

Ref.	FKM-2050
Mounting interface	Adjustable clamp with L&S5 mount
Max. load	60 Kg
Colour	Black RAL 9005, stainless steel clamp
Column diameter	200-500 mm

Ref.	FKM-5080
Mounting interface	Adjustable clamp with L&S5 mount
Max. load	60 Kg
Colour	Black RAL 9005, stainless steel clamp
Column diameter	500-800 mm

Truss mounts

for flat panels

The Audipack truss mounts for flat panels are

a sturdy solution for mounting flat panels to truss constructions.



Audipack®

It's great to have solutions...

TRUSS MOUNTS

Install flat panels to a *truss* safely and quickly

There is no easier way to mount flat panels to a truss than with one of the Audipack truss mounting solutions.

Audipack offers a range of flexible products that feature safety and speed as key elements. The low risk way to mount the flat panels with the minimal use of tools and external materials.

A fixed mount is available which is directly mounted to the truss. This product line is available with varying lengths of tubes for total flexibility.

To install your flat panel to an Audipack product an additional flat panel bracket is needed.

Stainless steel security cable: **399941**



800 SERIES TRUSS MOUNTS L&S 5



Ref.	FTC-800-XXXXB
Length in mm	custom
Truss diameter in mm	50
Tilt adjustment in degrees	0-15°
Rotation truss mount in degrees	-30-30°
Mounting interface	L&S 5
Optional	numeric lock Ref.: 230052



TRUSS TUBE SETS



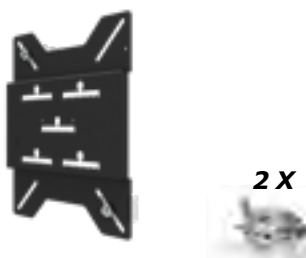
Ref.	FTC-1500T
Length in mm	909-1500
Truss diameter in mm	50
Tilt adjustment in degrees	0-20°



Ref.	FTCD-1500T
Length in mm	909-1500
Truss diameter in mm	50
Tilt adjustment in degrees	0-20°



DIRECT TRUSS MOUNT



2 X

Ref.	390694
Dimensions in mm excl. clamps	W 450 x D 30 x H 450
Suitable for truss width in mm	250 - 300
Truss diameter in mm	50



Lift system solutions

for flat panels

Have you ever thought about hiding your flat panel when not in use?

It's no problem with the Audipack lift system solutions. A push of a button lifts, lowers, hides and rotates a flat panel of any size.



Audipack®

It's great to have solutions...

Experience the magic of the unexpected

CUSTOM-MADE



Flat panels appear out of nowhere, impressively, silently and safely with Audipack lift system solutions.

There are multiple options to hide your flat screen when not in use. Because every situation and flat panel used in a project is unique, Audipack designs custom-made solutions.

Get inspired by the possibilities!

Vertical ceiling lifts

Our high quality and durable vertical ceiling lift lowers a flat panel silently from above the ceiling. The lift is standard equipped with a dropdown safety device and ceiling finishing kit. The lift is silent because of the low voltage motors. The use of high quality components guarantee you of a durable, reliable and low maintenance system. A ceiling hatch that opens before the flat panel is lowered is available as an option, as well as electric rotation and inclination of the panel.

High-end Pop up lift systems

These high-end flat panel pop up lifts provide a superb solution for the presentation of a flat panel, if space comes at a premium, or if aesthetics require that the flat panel is out of sight when not in use. These lifts are suitable for cabinet mounting and are operated by very silent electrical motor drives. Rotation and electric hatches are available as options.

"Please contact sales for additional technical information"

- ▲ Custom-made
- ▲ Available for any size of screen
- ▲ Very slim finishing
- ▲ Low noise lift mechanism



Wall mounted lift systems

for touch screens

The electric height adjustable wall lift systems,

allow you to use touch screen monitors in a more flexible way. Just push a button to change the user height. Ideal for schools or rooms with multiple users. The wall systems are easy to install and there are floor and ceiling options.



Audipack®

It's great to have solutions...

Plug & Play height adjustable wall lift systems

Height adjustable wall lift systems for touch screens

These wall lift systems are perfect for the education market, being flexible, durable and rigidly constructed.

Lift your large flat panel or touch screen in any position with just the touch of a button.

These lift systems offers a very short installation time! The lift systems are provided with an universal mounting systems to mount any brand and type of screen up to 160 Kg.

Audipack designs and manufactures in privately owned design studios and factories, so we can customise the system to suit individual customer's needs. We use our own durable materials that are easy to clean and highly scratch resistant.

Use the **Screen-Crawler** (SC-190) Installation Aid for safe installation of large, heavy screens. (See page 63)



1 hour installation!

- ▲ **Short installation time**
- ▲ **Easy equipment installation**
- ▲ **Durable, well designed and slim constructions**
- ▲ **Safe and secure**



DWS-120E, DWS-160E




Mounting interface: VESA 400 x 200, 400 x 400, 600 x 200, 600 x 400 and L&S5

All products



Locked when mounted with an Audipack mounting bracket

DWS-120E, DWS-160E



Lockable VESA mounting patterns

WALL MOUNTED LIFT SYSTEM




Ref.	DWS-T100E
Height adjustable in mm	650
Wall offset in mm	100
Mounting interface	VESA 400 x 200, 400 x 400, and L&S5
Connectivity	Hand control included, contact relay Optional wall switch, RF remote or bluetooth receiver
Power	230 VAC 50-60Hz/24 VDC
Optional	soundbar, use LSS-DWS-T for mounting.



ELECTRIC HEIGHT ADJUSTABLE WALL LIFT SYSTEMS



Ref.	DWS-120E
Dimensions in mm	W1010 x H2300 x D125
Presentation height in mm	700-1800 (centre screen)
Mounting interface	VESA 400 x 200, 400 x 400, 600 x 200, 600 x 400 and L&S5
Connectivity	RF remote included
Power	230 VAC 50-60Hz



Ref.	DWS-160E
Dimensions in mm	W1010 x H2300 x D167,5-187,5
Presentation height in mm	700-1800 (centre screen)
Mounting interface	VESA 400 x 200, 400 x 400, 600 x 200, 600 x 400 and L&S5
Connectivity	Contact relay
Power	Optional wall switch & IR/RF remote 230 VAC 50-60Hz



FLOOR LIFT SYSTEM FOR FLAT PANELS



Ref.	FSL-160E	FSL-160E-XL
Dimensions in mm	W 860 x H 1719 x D 147	W 860x H 1953 x D 147
Presentation height in mm	899 - 1399 (centre screen)	913 - 1653 (centre screen)
Mounting interface	Up to VESA 800x600	Up to VESA 800x600
Power	230 VAC 50-60Hz	230 VAC 50-60Hz




Optional:
FSL-160-FMP: Floor mounting plate for FSL-160E & FSL-160E-XL
FSL-160-WM: Wall mounting set for FSL-160E & FSL-160E-XL
FSS-160-LTS: Laptop shelf for FSL-160E & FSL-160E-XL. Also suitable for FSW-T160B, FSW-T160-XL, FSW-T160BT, see page 48 for more info.

WALL MOUNTED LIFT SYSTEMS

ACCESSORIES

MOUNTING BRACKETS FOR FLAT PANELS (SEE PAGE 112 FOR THE FULL PROGRAM)



Mount any brand and type of flat panel on any Audipack system with the Audipack mounting brackets.



UPRO series



Brand related mounts



VESA mounts

MOUNTING CAMS FOR DIRECT VESA MOUNTING

RECESSED MOUNTING HOLES



Ref.



392618
M6 x 13

392318
M8 x 13

390618
M10 x 13



392621
M6 x 35

392620
M8 x 35

FLOOR TO CEILING MOUNTING SET



Ref.



CTF-700D-kit

Columns are custom made, to match required height

REMOTE CONTROLS



Ref.
Suitable for



261436
External 1-channel RF remote set.



261318
DWS-T100 and DWS-160E



260214 (IR)
DWS-160E

260215 (RF)
DWS-160E

WALL MOUNT EXTENSION SET

Suitable for DWS-120E and DWS-160E



Ref.
Adjustable range in mm



DWS-WME
65-100

VESA EXTENSION SET TO 600x400



Ref.
Mounting range
Suitable for



DWS-MEV6
Vesa 600x400
DWS-T100

Multimedia Trolley[®]



Audipack[®]

It's great to have solutions...

Multimedia Trolley

The trolley for multiple purposes



The multimedia trolley is the perfect addition for inside and outside and can be used for multiple purposes. The trolley is standard equipped with a build-in remote controlled lift system and is available for 46, 55 and 65 inch TV's. With the wireless remote, the TV pops up out of the furniture. A splash of rain is no problem because the multimedia trolley is splash water proof. The multimedia trolley is also custom build available.

Technical specifications:

- ▲ **Laminated finish as standard**
- ▲ **Electric lift inside**
- ▲ **Swivel / brake wheels**

Benefits:

- ▲ **Very nice finishing**
- ▲ **Also custom models available**

MULTIMEDIA TROLLEY



* See drawings at www.audipack.com

Ref.	GV-46E	Max. presentation height in mm	1300 (center screen)	Max. screen thickness in mm	52 - 64*	Mounting interface	max VESA 400 x 400	Max. ↑ 46	Waterproof	Swivel / Brake wheels
Ref.	GV-55E	Max. presentation height in mm	1700 (center screen)	Max. screen thickness in mm	52 - 64*	Mounting interface	max VESA 400 x 400	Max. ↑ 55	Waterproof	Swivel / Brake wheels
Ref.	GV-65E	Max. presentation height in mm	1700 (center screen)	Max. screen thickness in mm	52 - 64*	Mounting interface	max VESA 400 x 400	Max. ↑ 65	Waterproof	Swivel / Brake wheels

Pop up lift systems

for flat panels

Silently raises and lowers the TV out of the furniture

No jerky movement or unexpected sounds, just the silent, smooth appearance of the screen on demand.

This fast and rigid lift system complements interior furniture. Well designed, the plug and play lift is quick to install and robust in operation.

The telescopic Pop up lift systems

pops up your screen of up to 90". Single, double and quad column models are available.



- ▲ ***Integrated cable guidance***
- ▲ ***Easy installation***
- ▲ ***Rigid build***
- ▲ ***Modern design***



Universal
mounting interface



Cable guidance




Audipack®

It's great to have solutions...

POP UP LIFT SYSTEMS

TELESCOPIC POP UP LIFT SYSTEMS

Power supply: 230 VAC 50-60 Hz/24 VDC

**Ref.**

Dimensions in mm
 Nett stroke
 Presentation height (*centre screen*)
 Mounting interface
 Connectivity

P3674 Single column lift

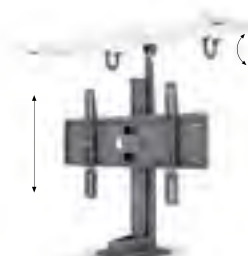
W 400 x D 213 x H 585-1260

675**1056**

VESA 75, 100, 200 & L&S 3

Contact relay

Optional wall switch, IR/RF remote or bluetooth receiver

**Ref.**

Dimensions in mm
 Nett stroke
 Presentation height (*centre screen*)
 Max. mounting range in mm.
 Min. mounting range in mm.
 Connectivity

P5321 Single column lift

W 860 x D 290 x H 880-1845

965**1465**

W 810 x H 446

W 130

Contact relay

Optional wall switch, IR/RF remote

**Ref.**

Dimensions in mm
 Nett stroke
 Presentation height (*centre screen*)
 Max. mounting range in mm.
 Min. mounting range in mm.
 Connectivity

FPL-1010

W 424 x D 249 x H min. 925

999**1533-1633**

W 670 x H 446

W 174 x H 100

Contact relay

Optional wall switch, IR/RF remote

**Ref.**

Dimensions in mm
 Nett stroke
 Presentation height (*centre screen*)
 Mounting interface

FPL-100E

W 716 x D 300 x H 1320-2620

1300**2000**VESA 400 x 400, 600 x 400,
800 x 400, 800 x 600

Other dimensions on request

Contact relay

Optional wall switch & IR/RF remote



ACCESSORIES

CONNECTIVITY

High end pop up lift systems:

Lift + hatch 1 receiver, 1 transmitter
 Lift + rotation 2 receivers, 1 transmitter
 Lift + rotation + hatch 2 receivers, 1 transmitter



Ref.	260214	260215	260218	260219	261318
Description	IR remote (<i>internal</i>)	RF remote (<i>internal</i>)	IR remote (<i>external</i>)	RF remote (<i>external</i>)	Wall switch
Suitable for	High end pop up lift systems	High end pop up lift systems	Telescopic lift systems	Telescopic lift systems	Telescopic lift systems



Ref.	261436
Description	External 1-channel RF remote set.
Suitable for	



Fold down ceiling lift systems

for flat panels

Ever thought of hiding your flat panel when not in use?

Audipack offers a neat solution



Flat panel *fold down* lift systems



A different thought about concealing your TV in the room...

When installing TV's on the wall, or popping out of a furniture is not an option or simply not possible, than the Audipack fold down lift systems are the best solution.

With this unique system the TV folds down from the ceiling with just a push on a button. The TV is mounted to the ceiling, but cause of the 100 degrees opening angle the TV aims perfectly to the viewing position.

The fold down lift systems are available in surface mounted and in-ceiling mounted units.



The **surface mounted** versions are very thin lift systems that can be installed in any room, from bed rooms to small offices. The lightweight lift enables an easy and quick installation for any installer.

The **in-ceiling mounted** versions are available up to almost any screen size. With these models an automatic lowering panel is optional available to close the ceiling above the TV; as if the TV has always been there....


In-ceiling mounted model with optional available ceiling closing unit

Surface mounted model


- ▲ **Ultra-thin installation height (surface mounted version)**
- ▲ **Perfect viewing angle**
- ▲ **Neatly finished, no mechanics visible**



Minimalistic design and neatly finished



Optional ceiling closing unit



Neatly finished



Outdoor models, a water repellent rubber seal closes the lift up to IP 56.

FOLD DOWN CEILING LIFT SYSTEMS

SURFACE MOUNTED FOLD DOWN LIFT SYSTEMS

Standard VESA 100 x 200, 200 x 200, 200 x 400 and 400 x 400, no additional bracket required



"Registered design, patent pending"

Power supply: **100-240VAC/5A 50-60 Hz**

Ref.

Dimensions in mm
Max. flat panel in mm
Connectivity

FFCL-3032S

Approx. W 1200 x D 750 x H 100
W 980 x D 50 x H 595
Contact relay, RS-232
Optional wall switch & IR/RF remote

**Ref.**

Dimensions in mm
Max. flat panel in mm
Connectivity

FFCL-4046S

Approx. W 1400 x D 1000 x H 100
W 1120 x D 50 x H 675
Contact relay, RS-232
Optional wall switch & IR/RF remote



FOLD DOWN LIFT SYSTEMS (IN-CEILING)

Standard VESA 200 x 200, 400 x 200, 600 x 200 and 800 x 400



Connectivity:
Contact relay, wall switch, IR/RF remote or bluetooth receiver

Power supply: **230 VAC 50-60 Hz/24 VDC**

Ref.

Dimensions in mm
Max. flat panel in mm

FFCL-3032

W 1416 x D 963 x H 165
W 980 x D 140 x H 595

**Ref.**

Dimensions in mm
Max. flat panel in mm

FFCL-4042

W 1496 x D 1058 x H 165
W 1060 x D 140 x H 690

**Ref.**

Dimensions in mm
Max. flat panel in mm

FFCL-4650

W 1586 x D 1128 x H 165
W 1150 x D 140 x H 760

**Ref.**

Dimensions in mm
Max. flat panel in mm

FFCL-5255

W 1776 x D 1258 x H 210
W 1340 x D 175 x H 840

**Ref.**

Dimensions in mm
Max. flat panel in mm

FFCL-6065 (with safety clamp)

W 1972 x D 1520 x H 2
W 1620 x D 155 x H 1045



ACCESSORIES

WALL SWITCH

Only suitable for fold down ceiling lift with just falling ceiling part.



Ref. **261318**

REMOTE CONTROL



Ref. **260214 (IR)** **260215 (RF)**

ELECTRIC CEILING CLOSING UNIT

The electric ceiling closing unit is an optional unit that closes the ceiling above the flat panel in opened position. This advantages in a continued ceiling structure above the screen and makes the lift almost invisible. Please refer to the price list for a model listing.



Ref.

FFCL-CF

Liftomatic®

rental systems

Protect your equipment by using the Audipack Liftomatic flat panel lifting range.

The flat panel Liftomatic® is an all in one transport and presentation solution for screens up to 90"

Audipack offers two types of Liftomatic® systems;

Flightcase Liftomatic® systems. This flightcase with built-in telescopic lift system accommodates flat panels with a diagonal up to 65 inch. With just the push of a button your screen rises to a presentation height of 1800 mm (centre screen). Inside the flightcase is a big accessory compartment. As option there is a cover plate to cover the top of the flightcase in open position during use.

Liftomatic® systems with retractable wheel

Audipack also engineers and manufactures custom rental systems for the easy transportation and set up of LED and OLED walls.

The high tech components and intuitive controls minimise the need for tools or the handling of products.



Flightcase Liftomatic®

Flightcase Liftomatic®




All in one
transport and presentation solution

Available with
optional cover plate

UNIVERSAL FLIGHTCASE LIFTOMATIC® SYSTEMS, A PERFECT RENTAL SYSTEM

Power supply: **230 VAC 50-60 Hz**

Including remote control



For screen installation, an Audipack bracket is required.

Ref.	FLM-4042		
Flightcase dimensions in mm	custom, depends on screen size		
Max. flat panel dimensions in mm	W 980 x H 650	Max. ° 42	Max. 75
Presentation height (centre screen)	1735 mm		
Mounting interface	L&S 5		
Ref.	FLM-4650		
Flightcase dimensions in mm	custom, depends on screen size		
Max. flat panel dimensions in mm	W 1160 x H 700	Max. ° 50	Max. 75
Presentation height (centre screen)	1735 mm		
Mounting interface	L&S 5		
Ref.	FLM-5055		
Flightcase dimensions in mm	custom, depends on screen size		
Max. flat panel dimensions in mm	W 1350 x H 900	Max. ° 55	Max. 75
Presentation height (centre screen)	1735 mm		
Mounting interface	L&S 5		
Ref.	FLM-6065		
Flightcase dimensions in mm	custom, depends on screen size		
Max. flat panel dimensions in mm	W 1725 x H 960	Max. ° 65	Max. 75
Presentation height (centre screen)	1735 mm		
Mounting interface	L&S 5		

FLIGHTCASE LIFTOMATIC® SYSTEMS, A PERFECT RENTAL SYSTEM

Power supply: **230 VAC 50-60 Hz**



Ref.	FLM-5321		
Flightcase dimensions in mm	custom, depends on screen size		
Presentation height (centre screen)	1890 mm	Max. ° 55	Max. 50
Max. mounting range in mm.	W 810 x H 446		
Built-in lift system	P5321 <u>single</u> column lift, page 95		
Ref.	FLM-5369		
Flightcase dimensions in mm	custom, depends on screen size		
Presentation height (centre screen)	1890 mm	Max. ° 75	Max. 100
Max. mounting range in mm.	W 810 x H 446		
Built-in lift system	P5369 <u>double</u> column lift, page 95		

ACCESSORIES

COVER PLATE



Ref.
Suitable for

P4270
FLM-4042



P4271
FLM-4650

P4272
FLM-5255

MOUNTING BRACKETS FOR FLAT PANELS (SEE PAGE 112 FOR THE FULL PROGRAM)



Mount any brand and type of flat panel on any Audipack system with the Audipack mounting brackets.



UPRO series



Brand related mounts



VESA mounts

Indoor housings

for flat panels

The indoor housings are the perfect way to protect and brand your flat panel



Screens

in *public places*



Screens mounted in public places demand protective solutions.

The Audipack lockable indoor housings offer heavy-duty protection for the flat panel, and a sleek, modern look that does not detract from the screen content.

The indoor theft delay housing is a security housing for digital signage projects. A fully removable front with hardened glass protects the monitor.

It is available in portrait or landscape models.


The stylish glass front is made from polished, coated and hardened glass and the housing also offers internal space for equipment such as players and switchers.

Slim-line indoor theft delay housings are also available for LCD and LED screens with a reduction in depth of 50% to complement thinner panels.

- ▲ **Suitable for any brand and type of flat panel**
- ▲ **Very easy installation**
- ▲ **Easy equipment and flat panel access**
- ▲ **Available in Any RAL colour and finishing**



(FSMT-70) The flat panel is very easy accessible



High level finishing



Easy access after unlocking the glass front



Optional available in any RAL colour

Slim-line THEFT DELAY HOUSINGS

For screens up to 75 mm. depth
IP 30



Colour: **Black bezel, white housing, glass front**

	Landscape	Portrait		
Ref.	FSMT-N32S	FSMT-N32SP		Max. ° 32
Max. screen size	W 730 x D 75 x H 430	W 430 x D 75 x H 730		
Ref.	FSMT-N40S	FSMT-N40SP		Max. ° 40
Max. screen size	W 920 x D 75 x H 530	W 530 x D 75 x H 920		
Ref.	FSMT-N42S	FSMT-N42SP		Max. ° 42
Max. screen size	W 965 x D 75 x H 560	W 560 x D 75 x H 965		
Ref.	FSMT-N46S	FSMT-N46SP		Max. ° 46
Max. screen size	W 1050 x D 75 x H 605	W 605 x D 75 x H 1050		
Ref.	FSMT-N47S	FSMT-N47SP		Max. ° 47
Max. screen size	W 1075 x D 75 x H 620	W 620 x D 75 x H 1075		
Ref.	FSMT-N49S	FSMT-N49SP		Max. ° 49
Max. screen size	W 1130 x D 75 x H 640	W 640 x D 75 x H 1130		
Ref.	FSMT-N50S	FSMT-N50SP		Max. ° 50
Max. screen size	W 1140 x D 75 x H 655	W 655 x D 75 x H 1140		
Ref.	FSMT-N55S	FSMT-N55SP		Max. ° 55
Max. screen size	W 1250 x D 75 x H 715	W 715 x D 75 x H 1250		
Ref.	FSMT-N60S	FSMT-N60SP		Max. ° 60
Max. screen size	W 1365 x D 75 x H 785	W 785 x D 75 x H 1365		
Ref.	FSMT-N65S	FSMT-N65SP		Max. ° 65
Max. screen size	W 1460 x D 75 x H 835	W 835 x D 75 x H 1460		

CLASSIC THEFT DELAY HOUSINGS

For screens up to 150 mm. depth
IP 30



Colour: **Black bezel, white housing, glass front**

	Landscape	Portrait		
Ref.	FSMT-N32	FSMT-N32P		Max. ° 32
Max. screen size	W 730 x D 150 x H 430	W 430 x D 150 x H 730		
Ref.	FSMT-N40	FSMT-N40P		Max. ° 40
Max. screen size	W 920 x D 150 x H 530	W 530 x D 150 x H 920		
Ref.	FSMT-N42	FSMT-N42P		Max. ° 42
Max. screen size	W 965 x D 150 x H 555	W 555 x D 150 x H 965		
Ref.	FSMT-N46	FSMT-N46P		Max. ° 46
Max. screen size	W 1050 x D 150 x H 605	W 605 x D 150 x H 1050		
Ref.	FSMT-N47	FSMT-N47P		Max. ° 47
Max. screen size	W 1075 x D 150 x H 620	W 620 x D 150 x H 1075		
Ref.	FSMT-N49	FSMT-N49P		Max. ° 49
Max. screen size	W 1130 x D 150 x H 640	W 640 x D 150 x H 1130		
Ref.	FSMT-N50	FSMT-N50P		Max. ° 50
Max. screen size	W 1140 x D 150 x H 645	W 645 x D 150 x H 1140		
Ref.	FSMT-N55	FSMT-N55P		Max. ° 55
Max. screen size	W 1250 x D 150 x H 715	W 715 x D 150 x H 1250		
Ref.	FSMT-N60	FSMT-N60P		Max. ° 60
Max. screen size	W 1365 x D 150 x H 785	W 785 x D 150 x H 1365		
Ref.	FSMT-N65	FSMT-N65P		Max. ° 65
Max. screen size	W 1460 x D 150 x H 835	W 835 x D 150 x H 1460		
Ref.	FSMT-N70	FSMT-N70P		Max. ° 70
Max. screen size	W 1575 x D 115/145 x H 905	W 905 x D 115/145 x H 1575		
Ref.	FSMT-N72	FSMT-N72P		Max. ° 72
Max. screen size	W 1625 x D 115/145 x H 930	W 930 x D 115/145 x H 1625		
Ref.	FSMT-N75	FSMT-N75P		Max. ° 75
Max. screen size	W 1680 x D 115/145 x H 940	W 940 x D 115/145 x H 1680		
Ref.	FSMT-N80	FSMT-N80P		Max. ° 80
Max. screen size	W 1805 x D 115/145 x H 1030	W 1030 x D 115/145 x H 1805		


INDOOR HOUSINGS

Screens in shops

FSMI housings with open front are suitable for installing screens in shop window environments. The open front structure allows to extract the heat radiation from the screen without using forced ventilation.

FSMI housing can be installed to 700 and 900 series floorstands and to the ceiling to floor CTF systems.

In combination with the ACG air curtain, the heat radiation of the shop window can be cooled down.



Slim-line **INDOOR HOUSINGS OPEN**

For screens up to 75 mm. depth
Ideal for retail areas



Colour: **Black bezel, white housing,**
open front bezel, no glass

When screens are used with high
energy consumption (>300 watt)
please contact Audipack sales.

	Landscape	Portrait	
Ref.	FSMI-N32S	FSMI-N32SP	
Max. screen size	W 800 x D 75 x H 500	W 500 x D 75 x H 800	Max. ° 32
Ref.	FSMI-N40S	FSMI-N40SP	
Max. screen size	W 990 x D 75 x H 600	W 600 x D 75 x H 990	Max. ° 40
Ref.	FSMI-N42S	FSMI-N42SP	
Max. screen size	W 1035 x D 75 x H 630	W 630 x D 75 x H 1035	Max. ° 42
Ref.	FSMI-N46S	FSMI-N46SP	
Max. screen size	W 1120 x D 75 x H 675	W 675 x D 75 x H 1120	Max. ° 46
Ref.	FSMI-N47S	FSMI-N47SP	
Max. screen size	W 1145 x D 75 x H 690	W 690 x D 75 x H 1145	Max. ° 47
Ref.	FSMI-N49S	FSMI-N49SP	
Max. screen size	W 1175 x D 75 x H 705	W 705 x D 75 x H 1175	Max. ° 49
Ref.	FSMI-N50S	FSMI-N50SP	
Max. screen size	W 1205 x D 75 x H 725	W 725 x D 75 x H 1210	Max. ° 50
Ref.	FSMI-N55S	FSMI-N55SP	
Max. screen size	W 1320 x D 75 x H 785	W 785 x D 75 x H 1320	Max. ° 55
Ref.	FSMI-N60S	FSMI-N60SP	
Max. screen size	W 1435 x D 75 x H 855	W 855 x D 75 x H 1435	Max. ° 60
Ref.	FSMI-N65S	FSMI-N65SP	
Max. screen size	W 1460 x D 75 x H 910	W 910 x D 75 x H 1460	Max. ° 65

ACCESSORIES

UNIFLATFIX PRO (UNIVERSAL FLAT PANEL BRACKETS)



Lock the bracket with the optional lock
Ref.: 230052



Ref.	UFPRO-V400	UFPRO-0500	UFPRO-0700	UFPRO-0800	UFPRO-0801
Dimensions in mm	W 430 x D 6 x H 430	W 516 x D 32 x H 382	W 716 x D 32 x H 502	W 860 x D 32 x H 502	W 860 x D 39 x H 727
Max. mounting range in mm	W 400 x H 400	W 470 x H 360	W 670 x H 446	W 810 x H 446	W 810 x H 671
Min. mounting range in mm	W 100 x 100	W 125	W 125	W 130	W 120

CEILING MOUNTS



Ref.
 Tube length



Custom ceiling mount length available on request

FSM-CM600
 600 mm

FSM-CM1000
 1000 mm

SCREEN-CRAWLER (INSTALLATION AID)



Ref. SC-190

Max load	200 kg
Height (retracted)	1990 mm
Max. lift height (hook)	2900 mm



Optional: **P7551**, lifting aid with eyebolts for lifting loads with bands or chains (bands and chains not supplied) more info on our website.

- ▲ **Complies with NEN-EN-ISO 12100:2010NL**
- ▲ **Yearly check-up required**

The screen-crawler makes it possible to safely lift large screens with a minimum of effort and less installers. You simply attach the screen with hoisting cables/bands to the hoist aid and you hoist up te screen with the hinch.

MOUNTING BRACKETS FOR FLAT PANELS


Professional rental & interchangeable brackets

Special for flat panels that are installed temporarily to products of interchangeable with other screens are often equipped flat panel brackets with L&S5® mounting interface.


The L&S5 interface makes cross-rental and switches screens safe, quick and easy.



The brackets are extra sturdy and suitable for installing in landscape or portrait mode. Build for long lasting rental applications.

UNIPLATFIX PRO (UNIVERSAL FLAT PANEL BRACKETS)



Lock the bracket with the optional lock
Ref.: **230052** (numeric) **230045** (key)









Ref.	UFPRO-0500	UFPRO-0700	UFPRO-0800	UFPRO-0801	UFPRO-0900
Dimensions in mm	W 516 x D 32 x H 382	W 716 x D 32 x H 502	W 860 x D 32 x H 502	W 860 x D 39 x H 727	W 960 x D 39 x H 727
Max. mounting range in mm	W 470 x H 360	W 670 x H 446	W 810 x H 446	W 810 x H 671	W 900 x H 671
Min. mounting range in mm	W 125	W 125	W 130	W 120	W 120

ULTRA SLIM LED MOUNT MULTI-VESA

An Ultra slim LED mount with a multi VESA mounting pattern.
Special made for the ultra thin LED screens.








Ref.	UFPRO-V400	UFPRO-V600	390814
VESA width	100, 200, 300 & 400	100, 200, 300 & 400	75, 100 & 200
VESA height	100, 200, 300 & 400	100, 200, 300 & 400	75, 100 & 200

VESA FLAT PANEL BRACKETS


Available in different VESA sizes to match any flat panel with VESA 75, 100, 200, 400 and 600 mounting pattern.






Ref.	390831	392565	392579	390845	392541	390689	392561
VESA width	600	300	300	400	600	800	800
VESA height	200	200	300	400	400	400	400
Screw diameter	M6	M6	M6	M6, M8	M6	M6	M8

L&S 5 MOUNT




Max. °
90


Max.
85




Ref. 390967
Dimensions in mm W 340 x D 18 x H 286
Mounting interface L&S 5




TILTABLE L&S 5 MOUNT






Max. °
90

Max.
100



Ref. 390657
Dimensions in mm W 359 x D 41 x H 320
Mounting interface L&S 5
Tilt adjustment -10° / 0° / +10°
Optional lock numeric:230052



Outdoor housings

for flat panels

The Audipack outdoor housings

The Audipack outdoor solutions finish and protects flat panels in outdoor applications



 **Audipack**[®]

It's great to have solutions...

Flat panels in open areas, and public places



Flat panels are being used more often for media systems in public spaces and outside areas, and need to be protected against the climate and vandalism. Each outdoor housing is custom -made for the specific flat screen and environmental circumstances

Audipack's flat panel housings enclose the panel in a sturdy, durable and easy to mount metal housing with a safety glass front.

The front of the housing is locked, opened with a unique key for maintenance and installation. Available with standard or custom built mounting accessories.

The standard outdoor housings are equipped with:

- ▲ thermostatically controlled ventilation and heating system
- ▲ safety glass
- ▲ replaceable filters

The standard active ventilation and heating system reduces condensation inside the housing, with Ip rating IP55.


The high brightness outdoor housings have IP rating IP65 and are equipped with:

- ▲ thermostatically controlled ventilation and heating system
- ▲ safety glass
- ▲ airconditioning (needed for high brightness screens)

- ▲ **Suitable for any brand and type of flat panel**
- ▲ **Very easy installation**
- ▲ **Easy equipment and flat panel access**
- ▲ **Available in Any RAL colour and finishing**
- ▲ **Landscape and portrait models available**



(FSMO-70) The flat panel is very easy accessible



High level finishing



Easy access after unlocking the glass front



Standard in RAL 9016
Optional available in any RAL colour

OUTDOOR HOUSINGS

Max. surrounding temp. **-20°C to +30°C***



IP 55



Power supply:
230 VAC 50-60 Hz

When screens are used with high energy consumption (>300 watt) in full sunlight please contact Audipack sales.

	Landscape	Portrait	
Ref.	FSMO-N32	FSMO-N32P	Max. ° 32
Colour	Black bezel, white housing	Black bezel, white housing	
Mounting interface	L&S 5	L&S 5	
Max. screen size	W730 x D110 x H430	W430x D150 x H730	
Ref.	FSMO-N40	FSMO-N40P	Max. ° 40
Colour	Black bezel, white housing	Black bezel, white housing	
Mounting interface	L&S 5	L&S 5	
Max. screen size	W850 x D150 x H460	W460 x D150 x H850	
Ref.	FSMO-N42	FSMO-N42P	Max. ° 42
Colour	Black bezel, white housing	Black bezel, white housing	
Mounting interface	L&S 5	L&S 5	
Max. screen size	W965 x D150 x H560	W560 x D150 x H965	
Ref.	FSMO-N46	FSMO-N46P	Max. ° 46
Colour	Black bezel, white housing	Black bezel, white housing	
Mounting interface	L&S 5	L&S 5	
Max. screen size	W1050 x D150 x H605	W605 x D150 x H1050	
Ref.	FSMO-N47	FSMO-N47P	Max. ° 47
Colour	Black bezel, white housing	Black bezel, white housing	
Mounting interface	L&S 5	L&S 5	
Max. screen size	W1075 x D150 x H620	W620 x D150 x H1075	
Ref.	FSMO-N49	FSMO-N49P	Max. ° 49
Colour	Black bezel, white housing	Black bezel, white housing	
Mounting interface	L&S 5	L&S 5	
Max. screen size	W1105 x D150 x H635	W635 x D150 x H1105	
Ref.	FSMO-N50	FSMO-N50P	Max. ° 50
Colour	Black bezel, white housing	Black bezel, white housing	
Mounting interface	L&S 5	L&S 5	
Max. screen size	W1135 x D150 x H655	W655 x D150 x H1135	
Ref.	FSMO-N55	FSMO-N55P	Max. ° 55
Colour	Black bezel, white housing	Black bezel, white housing	
Mounting interface	L&S 5	L&S 5	
Max. screen size	W1250 x D150 x H715	W715 x D150 x H1250	
Ref.	FSMO-N60	FSMO-N60P	Max. ° 60
Colour	Black bezel, white housing	Black bezel, white housing	
Mounting interface	L&S 5	L&S 5	
Max. screen size	W1365 x D150 x H785	W785 x D150 x H1365	
Ref.	FSMO-N65	FSMO-N65P	Max. ° 65
Colour	Black bezel, white housing	Black bezel, white housing	
Mounting interface	L&S 5	L&S 5	
Max. screen size	W1460 x D150 x H840	W840 x D150 x H1460	
Ref.	FSMO-N70	FSMO-N70P	Max. ° 70
Colour	Black bezel, white housing	Black bezel, white housing	
Mounting interface	Vesa 400 & L&S 5	Vesa 400 & L&S 5	
Max. screen size	W1575 x D115/145 x H905	W905 x D115/145 x H1575	
Ref.	FSMO-N72	FSMO-N72P	Max. ° 72
Colour	Black bezel, white housing	Black bezel, white housing	
Mounting interface	L&S 5	L&S 5	
Max. screen size	W1625 x D115/145 x H930	W930 x D 15/145 x H1625	
Ref.	FSMO-N75	FSMO-N75P	Max. ° 75
Colour	Black bezel, white housing	Black bezel, white housing	
Mounting interface	L&S 5	L&S 5	
Max. screen size	W1680 x D115/145 x H960	W960 x D115/145 x H1680	
Ref.	FSMO-N80	FSMO-N80P	Max. ° 80
Colour	Black bezel, white housing	Black bezel, white housing	
Mounting interface	L&S 5	L&S 5	
Max. screen size	W1805 x D115/145 x H1030	W1030 x D115/145 x H1805	
Ref.	FSMO-N85	FSMO-N85P	Max. ° 85
Colour	Black bezel, white housing	Black bezel, white housing	
Mounting interface	L&S 5	L&S 5	
Max. screen size	W1915 x D115/145 x H1090	W1090 x D115/145 x H1915	

*The housing is intended to use the surrounding air for ventilation; the surrounding air may not exceed the allowed working temperature of the flat panel.

OUTDOOR HOUSINGS

Slim-line **OUTDOOR HOUSINGS**

For screens up to 75 mm. depth

Max. surrounding temp. **-20°C to +30°C***

Not suitable for full sunlight environments.



IP 55



Power supply:
230 VAC 50-60 Hz

When screens are used with high energy consumption (>300 watt) in full sunlight please contact Audipack sales.

	Landscape	Portrait	
Ref.	FSMO-N32S	FSMO-N32SP	Max. " 32
Colour	Black bezel, white housing	Black bezel, white housing	
Mounting interface	L&S 5	L&S 5	
Max. screen size	W 730 x D 75 x H 430	W 430 x D 75 x H 730	
Ref.	FSMO-N40S	FSMO-N40SP	Max. " 40
Colour	Black bezel, white housing	Black bezel, white housing	
Mounting interface	L&S 5	L&S 5	
Max. screen size	W 920 x D 75 x H 530	W 530 x D 75 x H 920	
Ref.	FSMO-N42S	FSMO-N42SP	Max. " 42
Colour	Black bezel, white housing	Black bezel, white housing	
Mounting interface	L&S 5	L&S 5	
Max. screen size	W 965 x D 75 x H 560	W 560 x D 75 x H 965	
Ref.	FSMO-N46S	FSMO-N46SP	Max. " 46
Colour	Black bezel, white housing	Black bezel, white housing	
Mounting interface	L&S 5	L&S 5	
Max. screen size	W 1050 x D 75 x H 605	W 605 x D 75 x H 1050	
Ref.	FSMO-N47S	FSMO-N47SP	Max. " 47
Colour	Black bezel, white housing	Black bezel, white housing	
Mounting interface	L&S 5	L&S 5	
Max. screen size	W 1075 x D 75 x H 620	W 620 x D 75 x H 1075	
Ref.	FSMO-N49S	FSMO-N49SP	Max. " 49
Colour	Black bezel, white housing	Black bezel, white housing	
Mounting interface	L&S 5	L&S 5	
Max. screen size	W 1130 x D 75 x H 640	W 640 x D 75 x H 1130	
Ref.	FSMO-N50S	FSMO-N50SP	Max. " 50
Colour	Black bezel, white housing	Black bezel, white housing	
Mounting interface	L&S 5	L&S 5	
Max. screen size	W 1140 x D 75 x H 655	W 655 x D 75 x H 1140	
Ref.	FSMO-N55S	FSMO-N55SP	Max. " 55
Colour	Black bezel, white housing	Black bezel, white housing	
Mounting interface	L&S 5	L&S 5	
Max. screen size	W 1250 x D 75 x H 715	W 715 x D 75 x H 1250	
Ref.	FSMO-N60S	FSMO-N60SP	Max. " 60
Colour	Black bezel, white housing	Black bezel, white housing	
Mounting interface	L&S 5	L&S 5	
Max. screen size	W 1365 x D 75 x H 785	W 785 x D 75 x H 1365	
Ref.	FSMO-N65S	FSMO-N65SP	Max. " 65
Colour	Black bezel, white housing	Black bezel, white housing	
Mounting interface	L&S 5	L&S 5	
Max. screen size	W 1460 x D 75 x H 840	W 840 x D 75 x H 1460	



OUTDOOR HOUSINGS HIGH BRIGHTNESS SCREENS

LANDSCAPE

PORTRAIT

For screens up to 75 mm. depth
IP 55

Max. surrounding temp. **-20°C to +30°C**



Suitable for full sunlight
Standard equipped with
thermostatically controlled heating
and ventilation.



* Audipack advises to use screens with an output of 800+ nits with IPS technology for outdoor and bright ambient light applications.

For these models refer to price list or website for brand related active ventilated monitor brackets

* Always check the maximum allowed temperature of the screen.

**CUSTOM-MADE
TO FIT ANY BRAND**

Power supply:
230 VAC 50-60 Hz

Ref.	FSMO-N46HBV	FSMO-N46HBVP	Max. ° 46
Colour	Black bezel, white housing	Black bezel, white housing	
Max. screen dimensions approx.	W 1050 x D 150 x H 605	W 605 x D 150 x H 1050	
Ref.	FSMO-N47HBV*	FSMO-N47HBVP*	Max. ° 47
Colour	Black bezel, white housing	Black bezel, white housing	
Max. screen dimensions approx.	W 1050 x D 150 x H 605	W 605 x D 150 x H 1050	
Ref.	FSMO-N49HBV*	FSMO-N49HBVP*	Max. ° 49
Colour	Black bezel, white housing	Black bezel, white housing	
Max. screen dimensions approx.	W 1130 x D 150 x H 640	W 640 x D 150 x H 1130	
Ref.	FSMO-N55HBV*	FSMO-N55HBVP*	Max. ° 55
Colour	Black bezel, white housing	Black bezel, white housing	
Max. screen dimensions approx.	W 1230 x D 150 x H 620	W 620 x D 150 x H 1230	
Ref.	FSMO-N60HBV*	FSMO-N60HBVP*	Max. ° 60
Colour	Black bezel, white housing	Black bezel, white housing	
Max. screen dimensions approx.	W 1365 x D 150 x H 785	W 785 x D 150 x H 1365	
Ref.	FSMO-N65HBV*	FSMO-N65HBVP*	Max. ° 65
Colour	Black bezel, white housing	Black bezel, white housing	
Max. screen dimensions approx.	W 1460 x D 150 x H 835	W 835 x D 150 x H 1460	
Ref.	FSMO-N72HBV*	FSMO-N72HBVP*	Max. ° 72
Colour	Black bezel, white housing	Black bezel, white housing	
Max. screen dimensions approx.	W 1600 x D 135 x H 900	W 900 x D 135 x H 1600	
Ref.	FSMO-N75HBV*	FSMO-N75HBVP*	Max. ° 75
Colour	Black bezel, white housing	Black bezel, white housing	
Max. screen dimensions approx.	W 1625 x D 147 x H 903	W 903 x D 150 x H 1625	
Ref.	FSMO-75HBP*		Max. ° 75
Colour	Black bezel, white housing		
Max. screen dimensions approx.	W XXX x D XXX x H XXX		
Cooling method	AC cooled		
Ref.	FSMO-N85HBV*	FSMO-N85HBVP*	Max. ° 85
Colour	Black bezel, white housing	Black bezel, white housing	
Max. screen dimensions approx.	W 1915 x D 147 x H 1090	W 1090 x D 147 x H 1915	



OUTDOOR HOUSINGS

ACCESSORIES

UNIPLATFIX PRO (UNIVERSAL FLAT PANEL BRACKETS)



Lock the bracket with the optional lock
Ref.: 230052



Ref.	UFPRO-V400	UFPRO-0500	UFPRO-0700	UFPRO-0800	UFPRO-0801
Dimensions in mm	W 430 x D 6 x H 430	W 516 x D 32 x H 382	W 716 x D 32 x H 502	W 860 x D 32 x H 502	W 860 x D 39 x H 727
Max. mounting range in mm	W 400 x H 400	W 470 x H 360	W 670 x H 446	W 810 x H 446	W 810 x H 671
Min. mounting range in mm	W 100 x 100	W 125	W 125	W 130	W 120

CEILING MOUNTS



Ref.
Tube length



Custom ceiling mount length available on request

FSM-CM-600 600 mm	FSM-CM-1000 1000 mm
-----------------------------	-------------------------------

SCREEN-CRAWLER (INSTALLATION AID)



Ref.	SC-190
Max load	200 kg
Height (retracted)	1990 mm
Max. lift height (hook)	2900 mm
Optional: P7551 , lifting aid with eyebolts for lifting loads with bands or chains (bands and chains not supplied) more info on our website.	
▲ Complies with NEN-EN-ISO 12100:2010NL	
▲ Yearly check-up required	



The screen-crawler makes it possible to safely lift large screens with a minimum of effort and less installers. You simply attach the screen with hoisting cables/bands to the hoist aid and you hoist up the screen with the hinch.

Video conference

solutions

Video conference solutions

Communication was never easier than with the Audipack videoconferencing solutions. Furniture, camera drawers, camera lift systems for every situation ideal solution



Let's

Communicate...

...with an Audipack video conference solution. Audipack video conferencing solutions are a great addition to your boardroom.

The video conference furniture



VCF-SL series: A slim and solid furniture available for 1 or 2 screens and 1 camera. Equipment is easy installed behind the removable rear panel, internal cables can be neatly organized.

Included:

Camera mount

Codec mount

Equipment mount




Optional:

Soundbar mounting brackets, (below screen installation)

19" codec mounting set

Passive Audipack sound bar (in cabinet installation)



The video conference floor stands

These versions are based on the standard 700 and 900 series floor stands (700 series page 16 and 900 series page 28).

Besides the fixed models, there are quick release models available that are ideal for rental purposes.


The video conference camera lift systems or drawers

Perfect solutions for installing and hiding cameras in furniture or a wall. With a push of a button the camera silently reveals itself.


- ▲ **Suitable for any brand flat panel, camera and codec**
- ▲ **Modern and timeless design**
- ▲ **Generous access by removable rear panel to all the equipment (VCF-SL)**
- ▲ **Custom solutions available on request**




Many practical accessories included (VCF-SL)



Very stylish designed (VCF-SL)



Very stylish designed (VCF-SL)



Generous access by removable rear panel

VIDEO CONFERENCE FURNITURE



Ref.	VCF-SL1	
Dimensions in mm	W 970 x D 600 x H 1647	 (larger screens possible)
Suitable for	1 screen	
Presentation height (centre screen)	Min. 1282 mm - Max. 1476 mm	
Mounting interface	VESA 300 x 300, 400 x 200, 400 x 400, 600 x 200, 600 x 400 and L&S 5	
Inside cabinet dimensions in mm	W 584 x D 200	
Included	VCF-SL-CP , Camera mount VCF-SL-CM , Codec mount VCF-SL-UMP , Universal equipment mount	
Optional	VCF-SL-3U , 19 inch, 3U equipment mount	



Ref.	VCF-SL2-55	
Dimensions in mm	W 2070 x D 600 x H 1647	 +
Suitable for	2 screens (max. screen width 1270 mm)	
Presentation height (centre screen)	Min. 1252 mm - Max. 1538 mm	
Max. mounting range in mm	W x x H 446	
Inside cabinet dimensions in mm	W 584 x D 200	

Ref.	VCF-SL2-65	
Dimensions in mm	W 2310 x D 600 x H 1647	 +
Suitable for	2 screens (max. screen width 1450 mm)	
Presentation height (centre screen)	Min. 1252 mm - Max. 1538 mm	
Max. mounting range in mm	W x x H 446	
Inside cabinet dimensions in mm	W 584 x D 200	

Ref.	VCF-SL2-75	
Dimensions in mm	W 2515 x D 600 x H 1647	 +
Suitable for	2 screens (max. screen width 1700 mm)	
Presentation height (centre screen)	Min. 1252 mm - Max. 1538 mm	
Max. mounting range in mm	W x x H 446	
Inside cabinet dimensions in mm	W 584 x D 200	

CAMERA LIFT



Ref.	P5110	
Max. camera dimensions in mm	W 190 x D 250 x H 220	
Stroke in mm	320	
Camera shape	Round camera's	
Connectivity	Contact relay Optional wall switch & IR/RF remote	
Power supply	110-230 VAC 50-60 Hz/24 VDC	
Custom models available on request		

CAMERA LIFT SYSTEMS



Power supply:
110-230 VAC 50-60 Hz/24 VDC

Ref.	P5414	
Dimensions in mm	W 400 x D 200 x H 751-1426	
Max. camera dimensions in mm	W 245 x D 180 x H 155	
Stroke in mm	675	
Connectivity	Contact relay	

Ref.	P5466	
Dimensions in mm	W 360 x D 245 x H 778-1453	
Max. camera dimensions in mm	W 296 x D 180 x H 181	
Stroke in mm	675	
Connectivity	Contact relay	
Optional wall switch & IR/RF remote		

VIDEO CONFERENCE SOLUTIONS

ACCESSORIES

INTERNAL SOUNDBAR SYSTEM



Optional for video conference furniture VCF-SL1 & VCF-SL2



Ref.
Description
Max. power

LSS-SB20
mono internal soundbar
1 x 30 Watt RMS

LSS-SB40
stereo internal soundbar
2 x 20 Watt RMS

MOUNTING PLATE FOR VCF-SL1, LARGE & HEAVY SCREENS >60 Kg



+



or



632342

UFPRO mount

Brand related mount

MOUNTING CAMS FOR DIRECT VESA MOUNTING

FOR RECESSED MOUNTING HOLES



Ref.

392618
M6x13

392318
M8x13

390618
M10x13

392621
M6x35

392620
M8x35

MOUNTING EQUIPMENT FOR VCF-SL1, VCF-SL2, VCF-SL2 -XL



VCF-SL-CM
Universal mounting set for a codec
equipment

VCF-SL-3U
19 inch/3U mounting set

VCF-SL-UMP
Mounting plate for additional

CAMERA WALL MOUNT



Ref.

P6447



Projector

mounts

Mount any brand and type of projector to any Audipack system.

Being one of the first to offer professional projector presentation accessories, Audipack products are state-of-the-art and are proven high quality.

The Audipack range of projector accessories and system varies from standard products, such as ceiling mounts, lifts and housings, to custom-built stack frames and flight cases with integrated lift systems.



Audipack®









It's great to have solutions...

Mounts any **brands** and **type** of projector








With an Audipack projector mount, your projector is quickly and easily mounted to create a presentation solution. Audipack projector amounts are designed to precisely fit any brand or type of projector.

The interface makes it possible to swap projectors without the need to change the ceiling mount or lift. When necessary, switching the projector takes little time. Audipack designs and manufactures all mounts in-house and includes the manufacturers' recommendations in the product characteristics. The result is a perfect fit between mount and projector, ensuring the safest and most rigid product built.








QUATRO-FIX 1, 2 & 3

	Ref.	QFIX-1		
	Max. mounting range in mm	440		
	max. load	10-20 kg		
	Suitable for	Tube sets and products with ball-joint		
	Ref.	QFIX-2		
	Max. mounting range in mm	440		
	max. load	10-20 kg		
	Suitable for	Only for ceiling lifts		
	Ref.	QFIX-3		
	Max. mounting range in mm	100		
	max. load	20-30 kg		
	Suitable for	all purposes		

QUATRO-FIX 4 & 5

	Ref.	QFIX-4		
	Max. mounting range in mm	345 x 280		
	max. load	30 kg		
	Suitable for	large projector situations		
	Ref.	QFIX-5		
	mounting range in mm	min. 268 x 243 - max. 430 x 360		
	max. load	30 kg		
	Suitable for	large projector situations		

QUATRO-FIX 6 & 7

	Ref.	QFIX-6		
	mounting range in mm	min. 200 x 85 - max. 410 x 475		
	max. load	80 kg		
	Suitable for	large projector situations		
	Ref.	QFIX-7		
	Min - max mounting range in mm	200 x 85 - 620 - 735		
	Max. load	80 kg		
	Suitable for	large projector situations		

Ceiling mounts

for projectors

The projector is not only important element in a professional installation.

Features such as fast installation, easy adjustment and stability of any accessories are just as important.



Audipack®

It's great to have solutions...

Ultimate flexibility

with Audipack ceiling mounts



Quatro-Fix®, the allrounder

The Quatro-Fix projector mounts offers maximum flexibility to set up any projector up to 20kg within the most complex of installs.

The Quatro-Fix® ceiling mounts and the brand compatible mounts are equipped with a special newly designed ball joint that allows you to position the projector with minimal effort. The ball joint is designed to rotate from its own point of gravity. This results in a flexible and almost friction free adjustment capability.

UTS, for projector mounts and more.

Audipack also offers brand compatible projector mounts combined with the UTS (**U**niversal **T**ube **S**et) for any brand or type of projector, from stock. Brand compatible mounts are always a perfect fit and comply with manufacturers' installation guides and standards. For this type of ceiling mount an additional projector or camera mount is needed to complete the set.


UTS + brand related mount = the perfect solution




- ▲ **Rigid and safe construction**
- ▲ **Any configuration possible**
- ▲ **Very flexible**
- ▲ **Integrated cable ducts**



Angle adjustment



Perfect adjustment with telescopic feature



Cable passage



Cable passage

QUATRO-FIX

Max. load



20 kg
















10 kg



Mounting range in mm
440 in diameter



Angle adjustment in degrees 15° + 15°

Ref.	QFIX-0100			
Length in mm	100			
Tube diameter in mm	54			
Ref.	QFIX-0300			
Length in mm	300			
Tube diameter in mm	54			
Ref.	QFIX-0500T			
Length in mm	355-500			
Tube diameter in mm	54-60			
Ref.	QFIX-0700T			
Length in mm	450-700			
Tube diameter in mm	54-60			
Ref.	QFIX-1000T			
Length in mm	604-1000			
Tube diameter in mm	54-60			


QUATRO-FIX XL

Max. load



20 Kg.
















30 kg



Mounting range in mm
W336 x D 382


















Angle adjustment in degrees 15° + 15°

Ref.	QFIX3-0100			
Length in mm	100			
Tube diameter in mm	54			
Ref.	QFIX3-0300			
Length in mm	300			
Tube diameter in mm	54			
Ref.	QFIX3-0500T			
Length in mm	355-500			
Tube diameter in mm	54-60			
Ref.	QFIX3-0700T			
Length in mm	450-700			
Tube diameter in mm	54-60			
Ref.	QFIX3-1000T			
Length in mm	604-1000			
Tube diameter in mm	54-60			

UNIVERSAL TUBE SET



Angle adjustment in degrees 15° + 15°

Ref.	UTS-0100			
Length in mm	100			
Tube diameter in mm	54			
Ref.	UTS-0300			
Length in mm	300			
Tube diameter in mm	54			
Ref.	UTS-0500T			
Length in mm	355-500			
Tube diameter in mm	54-60			
Ref.	UTS-0700T			
Length in mm	450-700			
Tube diameter in mm	54-60			
Ref.	UTS-1000T			
Length in mm	604-1000			
Tube diameter in mm	54-60			

Quick Release,

the perfect **AV** solution ...

Look no further for a ceiling mount that allows the fast and easy exchange of projectors. The quick release ball joint allows swift and safe installation.



HEAVY DUTY PROJECTOR CEILING MOUNT



Ref.	390065
Length in mm	164
Tube diameter in mm	45
Angle adjustment in degrees	20° + 20°



Ref.	390061
Length in mm	697-937
Tube diameter in mm	45-50
Angle adjustment in degrees	20° + 20°



QUICK RELEASE PROJECTOR CEILING MOUNT



Ref.	392165
Length in mm	142
Tube diameter in mm	45
Angle adjustment in degrees	30° + 30°



Ref.	392161
Length in mm	675-915
Tube diameter in mm	45-50
Angle adjustment in degrees	30° + 30°





The **heavy duty** universal ceiling mount is a TÜV certified rigid and strong ceiling mount suited for suspending projectors up to 70 kg from the ceiling. The ceiling mount is standard equipped with the patented Audipack ball-joint, which features the unique possibility **to line out** the projector to the projection screen. De cable-outlets enable a neat and safe installation of all the necessary connections.



The **Quick Release** ceiling mounts are ergonomic solutions especially designed for rental and stage use. The special releasable ball joint allows the projector up to 50 kg to be **installed quickly without any tools**. The ingenious construction releases the ball joint adjustment and makes swapping and positioning the projector easy.



The **Quick Release Plus** projector ceiling mounts are ergonomic solutions designed for rental and stage use. The special releasable ball joint allows the projector up to 50 kg to be **installed quickly without any tools**. The ingenious construction releases the ball joint adjustment and makes swapping and positioning the projector easy.

The Plus version has an additional adjustment platform with **3 adjustment knobs**, with which the projector position can be adjusted highly accurate. Ideal for those who use more than 1 projector in one and the same set up!

QUICK RELEASE PLUS PROJECTOR CEILING MOUNT WITH 3D ADJUSTMENT

	Ref. 392365	
	Length in mm 193 Tube diameter in mm 45 Angle adjustment in degrees 30° + 30° Fine tune adjustment in degrees -3°, +3°	
	Ref. 392361	
	Length in mm 726-966 Tube diameter in mm 45-50 Angle adjustment in degrees 30° + 30° Fine tune adjustment in degrees -3°, +3°	

QUICK RELEASE PLUS + TRUSS MOUNT WITH 3D ADJUSTMENT & HORIZONTAL SHIFT

	Ref. 392667	
	Length in mm 303 Angle adjustment in degrees 30° + 30° Fine tune adjustment in degrees -3°, +3° Horizontal shift in mm 40	
	Ref. 392666	
	Length in mm 740 - 900 Angle adjustment in degrees 30° + 30° Fine tune adjustment in degrees -3°, +3° Horizontal shift in mm 40	
	Ref. 392665	
	Length in mm 740 - 900 Angle adjustment in degrees 30° + 30° Fine tune adjustment in degrees -3°, +3° Horizontal shift in mm 40	

Projector mount

for **vertical** positioning



An elegant and rigid solution for installing projectors to the ceiling, with the minimalistic design well known from the 800 series product line.

This mount is specially designed for projectors with a special lens that allow a vertical installation.

The ceiling mount is equipped with features to line out the projector to the projection screen. De cable management system in the tube enables a neat and safe installation of all the necessary connections.




The mounting interface has a square 90 mm pattern on which the projector can be mounted. This is possible with the 392618 cams, which are included with the projecto ceiling mounts.




- ▲ **Slim and minimalistic design**
- ▲ **Easy cable management**
- ▲ **Available in many sizes**
- ▲ **Adjustable in heigth**

CEILING MOUNT FOR VERTICAL PROJECTION



CUSTOM-HEIGHT

Ref.	PCM-800-1000	
Length in mm	1000	  
Tube	800 series with cable management	
Angle adjustment in degrees	-3° + 7°	
Mounting interface	L&S 4 - square pattern 90 mm	

Ref.	PCM-800-XXXX	
Length in mm	custom	  
Tube	800 series with cable management	
Angle adjustment in degrees	-3° + 7°	
Mounting interface	L&S 4 - square pattern 90 mm	

ACCESSORIES

PROJECTOR MOUNTS

Mount any brand and type of projector on any Audipack system with the Audipack projector mounts.

When universal mounts are not applicable for projectors, brand related models are available.




QFIX mounts



Brand related mounts



EXTENSION TUBES (ONLY SUITABLE FOR HEAVY DUTY AND QUICK RELEASE TUBE SETS)



Diameter 45 mm.



Ref.	390022	390066	390367	390210	390321	390211
Length in mm	750	1000	1250	1500	1750	2000
Length gain in mm	350	600	850	1100	1350	1600

EQUIPMENT CABINET



For above ceiling installation



Ref.	EC-5
Max. equipment dimensions in mm	W 350 x D 350 x H 100

CEILING MOUNTS

SHOCK ABSORBER FOR CEILING MOUNTS



Ref.
Suitable for

392193
390065, 390061, 392165, 392161, 392365,
392361, 392665, 392661

TRUSS MOUNTS



Ref.
Suitable for

TM-54
54 mm (Q-fix & UTS only)

TM-60 (Telescopic tube sets only)
60 mm (Q-fix & UTS only)

260140
All "39....." products

SEVERAL OPTIONS



Ref.
Type
Suitable for

390199
Manual rotation
All "39....." tube sets

392150
Construction clamp
All

399941
Stainless steel security cable

Truss mounts

for projectors

Audipack truss mounts, ideal for rental & staging

Audipack truss mounts offer flexible installation options and secure features



Safe and solid

truss mounting

Do you need easy and quick projector truss mounting? Use the Audipack truss mounts!

Audipack offers a wide range of truss mountable projector mounts and solutions. To address different applications, Audipack offers specific solutions, from a simple projector mount to sophisticated 3D adjustment features. The mounts allow a quick and safe installation to be performed every time.

The **UTC range** offers a universal but very flexible and well-designed mounting range for projectors up to 30kg. Light weight, tolerance free and with integrated ball joints for perfect screen alignment.

The **Quick release** product line is distinguished by its unique separable ball joint and is the safest way for installing projectors up to 52kg to trusses. After installing the tube set, just click the projector to the tube set - 'click and go'.

Align the projector to the screen with the ball joint or even with the optional 3D adjustment (**QR-plus**) or linear adjustment (**QR-plus+**); ideal for seamless projection.




- ▲ **Fine pitch, pixel on pixel adjustment**
- ▲ **Rigid and safe construction**
- ▲ **Any configuration possible**
- ▲ **Very flexible**
- ▲ **Integrated cable ducts**



399941
Stainless steel
security cable

Quick release, the perfect AV rental solution ...

Look no further for a ceiling mount that allows the fast and easy exchange of projectors. The quick release ball joint allows swift and safe installation. Especially designed for professional rental and stage use.



Perfect adjustment with
telescopic feature









Cable passage



Cable passage





TRUSS MOUNTS WITH STANDARD BALL JOINT



Ref.	UTC-0150B		
Length in mm	150		
Angle adjustment in degrees	15° + 15°		
Ref.	UTC-0300B		
Length in mm	300		
Angle adjustment in degrees	15° + 15°		
Ref.	UTC-1000TB		
Length in mm	604-1000		
Angle adjustment in degrees	15° + 15°		





QUICK RELEASE TRUSS MOUNT



Ref.	392167		
Length in mm	252		
Angle adjustment in degrees	30° + 30°		
Ref.	392166		
Length in mm	760-1000		
Angle adjustment in degrees	30° + 30°		

QUICK RELEASE PLUS TRUSS MOUNT WITH 3D ADJUSTMENT



Ref.	392367		
Length in mm	303		
Angle adjustment in degrees	30° + 30°		
Fine tune adjustment in degrees	-3°, +3°		
Ref.	392366		
Length in mm	811-1051		
Angle adjustment in degrees	30° + 30°		
Fine tune adjustment in degrees	-3°, +3°		

TRUSS MOUNTS

PROJECTOR TRUSS MOUNT 800 SERIES



Ref.

Length in mm
 Tube
 Angle adjustment in degrees
 Mounting interface
 Compatibility

PTCV-800-XXXX

custom
 800 series with cable management
 -3° + 7°
 L&S 4 - square pattern 90 mm
 Audipack projector mounts



CUSTOM-HEIGHT

The 392618, additional cams are required for mounting.

ACCESSORIES

PROJECTOR MOUNTS

Mount any brand and type of projector on any Audipack system with the Audipack projector mounts.

When universal mounts are not applicable for projectors, brand related models are available.

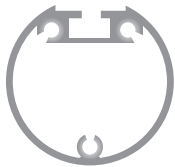


QFIX mounts



Brand related mounts

EXTENSION TUBES (SUITABLE FOR THE UTC)




Diameter 54 mm.



Ref.	ET-1000	ET-1500	ET-2000	ET-2500
Length in mm	1000	1500	2000	2500
Length gain in mm	940	1440	1940	2440

EXTENSION TUBES (ONLY SUITABLE FOR QUICK RELEASE TUBE SETS)



Diameter 45 mm.



Ref.	390022	390066	390367	390210	390321	390211
Length in mm	750	1000	1250	1500	1750	2000
Length gain in mm	350	600	850	1100	1350	1600



The BJ-PRO Ball-joints are heavy duty mounting solutions for installing projectors or equipment temporarily to trusses.

With the adjustable ball-joint the aiming direction of the projector can be adjusted and with the micro adjustment the projector can be aligned to the screen.

Installing the projector is easy, no tools needed! With the pre-installed Audipack bracket to the projector, the projector is installed and removed with the quick-release "¼ turn&lock" to the ball joint.

Safely store all your items in an Audipack flightcase.



BJ-PRO PROJECTOR TRUSS MOUNT



Ref. **BJ-PRO-BASIC single truss hook**

Height in mm	330
Angle adjustment in degrees	25° / 0° / 25°
Truss - diameter	50 mm



Ref. **BJ-PRO-1 single truss hook**

Height in mm	330
Angle adjustment in degrees	25° / 0° / 25°
Fine tune adjustment in degrees	5° / 0° / 5°
Truss - diameter	50 mm



Ref. **BJ-PRO-2 double truss hook**

Height in mm	330
Angle adjustment in degrees	25° / 0° / 25°
Fine tune adjustment in degrees	5° / 0° / 5°
Truss - diameter	50 mm



1 piece INT-1 is standard supplied with a ball-joint

TRUSS MOUNTS

BJ-PRO PROJECTOR TRUSS MOUNT**Ref. BJ-PRO-INT1**

Mounting interface 90 x 90 mm.

1 piece INT-1 is standard supplied with a ball-joint

**Ref. BJ-PRO-INT2**

Mounting interface 100 x 100 mm.

**QUATRO-FIX 4 & 5****Ref. QFIX-4**

Max. mounting range in mm. 345 x 280 mm.

Max. load 30 kg

Suitable for large projector situations

**Ref. QFIX-5**

Mounting range in mm. min. 268 x 243 - max. 430 x 360

Max. load 30 kg

Suitable for large projector situations

**QUATRO-FIX 6 & 7****Ref. QFIX-6**

Mounting range in mm. min. 200 x 85 - max. 410 x 475

Max. load 80 kg

Suitable for large projector situations

**Ref. QFIX-7**

Max. mounting range in mm. 200 x 85 - 620 - 735

Max. load 80 kg

Suitable for large projector situations



Short throw wall mounts

for projectors

The Audipack short throw wall mounts

are ideal to mount your projector directly on the wall or to an Audipack projection set up.



Audipack®

It's great to have solutions...

Easy installation with Audipack wall mounts

Audipack short throw wall mounts with universal projector mount is a most flexible yet durable solution.

Audipack short throw wall mounts have slim dimensions, a modern design and provide 100% tolerance free projector mounting. The easily accessible hidden cable ducts are ideal for hiding projector cabling and routing it to the wall.

The projector is mounted onto the famous Audipack Quatrofix, with a ball joint that allows for a rigid, steady projector mounting.

The short throw mount can be easily attached directly to the wall or onto a frame, whichever is the best solution for the projection screen.

- ▲ **Easy installation**
- ▲ **Rigid wall mounting**
- ▲ **Accurate projector adjustment**
- ▲ **Universal or brand related projector mounts**

SHORT THROW ARMS



Ref. PWM-ST0600

Adjustment range in mm 360-600
Max. mounting range in mm 440 in diameter



Ref. PWM-ST1200

Adjustment range in mm 960-1200
Max. mounting range in mm 440 in diameter



Ref. PWM-ST0800T

Adjustment range in mm 500-800
Max. mounting range in mm 440 in diameter



Ref. PWM-ST1500T

Adjustment range in mm 800-1500
Max. mounting range in mm 440 in diameter



Including Universal Quatro-Fix



WALL MOUNT



Ref. PWM-0450

Length in mm 450
See page for 123 for a projector mount, to mount your projector




Stack- and rigging frames

for projectors

The Audipack stack and rigging frames

a sturdy solution to meet your needs



Audipack®

www.audipack.com

It's great to have solutions...

A **NEW** view on **projector rigging and stacking**



The Audipack PSF stack frame series is the safest way for handling a projector in rental and staging applications.

Audipack has developed a special lightweight frame that fits the projector like a glove. The strong, aluminium, light weight construction gives a good grip for lifting, table installation or installing the frame and projector to a truss.

The projector is fitted to the bottom frame on adjustable axes, which allow the projector to be lined up to the screen with high accuracy. Multiple frames can be easily connected and stacked for high output projection. The PSF stack-frames are available in standard sizes, and are also available in custom sizes on request.

- ▲ **New and modern design**
- ▲ **Lightweight 50 mm tubular construction**
- ▲ **Easy to adapt to any projector brand and type**
- ▲ **Integrated fine tune 3D adjustment**
- ▲ **Rotating mounting points for flying installation**
- ▲ **T-Slot mounting in tubes for accessory installation**
- ▲ **5 times overload Safety factor**
- ▲ **Custom models available on request**



Visit www.audipack.com for product wizard and list of models

Optional:
 Double coupler truss clamp: **260210**
 Stainless steel security cable: **399941**

STACK FRAMES



Order explanation:

PSF-608525

- Height size of the projector in cm.
- Depth size of the projector in cm.
- Width size of the projector in cm.
- Projector Stack Frame

***Note:**

To order your stack frame make sure that your projector including cables and lens fits in the internal dimensions of the stack frame



Ref. Including extra space for max projector dimension	PSF-374418 W 370 x D 440 x H 180	PSF-465422 W 460 x D 540 x H 220	PSF-504216 W 500 x D 420 x H 160	PSF-504718 W 500 x D 470 x H 180	PSF-505218 W 500 x D 520 x H 180	PSF-505620 W 500 x D 560 x H 200
	PSF-547417 W 540 x D 740 x H 170	PSF-554422 W 550 x D 440 x H 220	PSF-578030 W 570 x D 800 x H 300	PSF-608525 W 600 x D 850 x H 250	PSF-655830 W 650 x D 580 x H 300	PSF-658530 W 650 x D 850 x H 300

STACK FRAMES CLASSIC

Custom sizes available on request



Ref. Max. projector dimensions in mm	P3478 W 320 x D 430 x H 170	P5348 W 400 x D 525 x H 235	P5217 W 500 x D 425 x H 160	P5343 W 520 x D 600 x H 255	P2895 W 570 x D 783 x H 243	P3723 W 570 x D 783 x H 293
Ref. Max. projector dimensions in mm	P3593 W 579 x D 641 x H 270	P3657 W 580 x D 860 x H 243	P5045 W 605 x D 565 x H 293	P5406 W 650 x D 860 x H 305	P5515 W 385 x D 1015 x H 385	

Projector housings



Projector housings, because your projector

must deliver under any circumstances ...

- ▲ **Protection of your projector**
- ▲ **Custom build**
- ▲ **Easy to install**
- ▲ **Easy access for service and maintenance**



General technical specifications:

- Constructed from light weight alloy aluminum
- Exchangeable HEPA filters
- Thermostatic controlled heating
- Thermostatic controlled ventilation
- Projector placed on drawer
- Air curtain heating (*Kryo*)
- Double roof (*Saharan* & optional for *Kryo*)
- Recirculating mini AC (*Saharan*)



The **Hurricane, Kryo or Saharan** housings are specially designed to install projectors in outdoor applications or in projector hostile environments.

The latest generations of Audipack housings are unique of it's kind and offer a perfect protective solution for any kind of projector.

Audipack offers 4 different builds each specified for a certain specific environment.

The **Hurricane** is a housing used in for applications such as outdoor, partially covered, no direct sunlight.

The **Kryo** housing is construction technical equal but has an enhanced temperature module to be used in general outdoor positions with very low temperatures and usage in snow, mountains etc.

The **Saharan** housing is suitable for outdoor projection in warm, dusty environments, not covered or shady environments with direct sunlight and high UV radiation.

The **Pollutio** housing is a special enclosure to protect and use projectors in production enironments and polluted air with dirt particles.

In general these 4 housing types are in basic all build equally but enhanced at specific parts to fit their application.





PROJECTOR OUTDOOR HOUSING HURRICANE

Ref.	POH-HXXXXXX
Application area	General outdoor, shady environments, preferabel under roof, dusty, wind
Max. temperature range	-20 up to +30 Celcius
Power consumption	Approx. 150 watt.



PROJECTOR OUTDOOR HOUSING SAHARAN

Ref.	POH-SXXXXXX
Application area	High temperatures, no shadow, high UV, dusty, wind
Max. temperature range	-20 up to +30> Celcius
Power consumption	Approx. 150 - 500 watt.



PROJECTOR OUTDOOR HOUSING KYRO

Ref.	POH-KXXXXXX
Application area	Low temperatures, yes / no shadow, high UV, snow, cold, dusty, wind
Max. temperature range	-30 up to +30 Celcius
Power consumption	Approx. 150 - 250 watt.



PROJECTOR HOUSINGS

**PROJECTOR INDOOR HOUSING POLLUTIO**

Ref.	POH-PXXXXXX
Application area	General indoor, shady environments, preferabel under roof, dusty, wind
Max. temperature range	0 up to +25 Celcius
Power consumption	Approx. 100 watt.



Silencing housings for projectors



An Audipack Silencer provides a sound insulating solution for noisy projectors.

Some high output projectors are accompanied with noise and make integrating these projectors in boardrooms or theatres almost impossible.

Audipack offers Silencers for almost all brands and type of projectors used in a broad array of applications.

All Audipack Silencers are custom made, made to order and based on the specific selected projector and lens configuration.

The projector is completely enclosed in the Silencer and internally supported with a thermostatic controlled ventilation to keep the projector functioning within manufacturers specifications.

Rental of fixed installation

The silencer is offered in a veneer furniture version and as well a rental flightcase version. Both models suitable for free standing and suspended applications.

Note:

The Silencer used surrounded ambient air to ventilate the projector.



Veneer ceiling installed Silencer



Easy service and acces

Projector housings,

to ensure branding and special effects




Projectors are more often used outdoors for branding and special effects on buildings and for events.

Audipack has a lot of experience in building protective housings. We custom-build them for many projector brands and types. Our technicians can tell you what is necessary in your situation.

Indoor events

Theaters, museums and many other events use projectors for projection of images and special effects. Audipack's Silencers ensures that visitors enjoy the show without disturbing noise.

All silencing projector housings are tested to check the noise reduction. You receive a full report of the testing results.



Ceiling lift systems

for projectors

Integration of projectors into the ceiling

For example, in a board room, home cinema, auditorium or conference hall

The interior finish looks more streamlined with the projector out of sight – and the equipment is more secure



The solution for **integrating** projectors in **ceilings**



The Audipack projector lift systems have a reputation as durable systems for lowering a projector from the ceiling.

These ceiling lift systems are the perfect solution for integrating projectors into ceilings in board rooms, home cinemas, auditoriums and conference halls. Not only does the interior look better but the projector is less prone to theft.

Well-made and safe, the Audipack ceiling lift system requires little maintenance. With each use, the lift moves precisely to its pre-set position, every time. You can be confident that the projected image will centre perfectly on the screen.

3rd service position (Various lift systems are supplied with this feature)
With the 3rd service position it is possible to let the projector run through the maximum length.

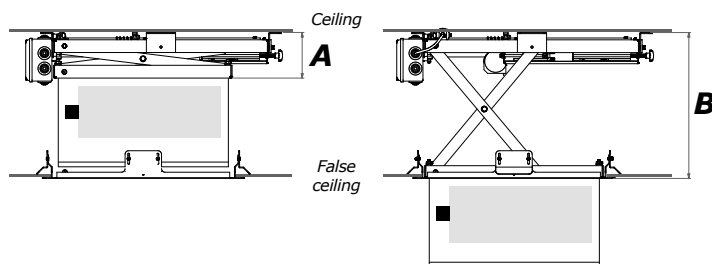
This length is determined by the number of scissors that the lift is provided.

1 - Stored position 2 - Presentation position 3 - Service position



- ▲ **Durable build**
- ▲ **Low maintenance**
- ▲ **Quick installation**
- ▲ **Low noise engine**

Technical information:



A) Construction height

distance from top to bottom of lift when fully retracted
(projector, projector mount and ceiling finishing mask not included)

B) Overall stroke

distance from top to bottom of lift when fully extended
(projector, projector mount and ceiling finishing mask not included)



Safety device



Accurate projector positioning



Ceiling finishing



Smooth finishing



PCL-X355 SCISSOR LIFT SYSTEMS *Movable frame dimensions: W 490 x D 490 mm*





Including white ceiling finishing mask

Power supply:

110-230 VAC 50-60 Hz/24 VDC

Ref.	PCL-X355-1	
Overall stroke in mm	370	 
Dimensions in mm	W 590 x D 490 x H 90	
Number of scissors	1	
Nett weight	11 Kg	
Connectivity	Contact relay Optional wall switch or IR/RF remote	

Ref.	PCL-X355-2	
Overall stroke in mm	700	 
Dimensions in mm	W 590 x D 490 x H 115	
Number of scissors	2	
Nett weight	13 Kg	
Connectivity	Contact relay Optional wall switch or IR/RF remote	

CEILING LIFT SYSTEMS

PCL-3050 SCISSOR LIFT SYSTEMS Movable frame dimensions: **W 450 x D 590 mm**

Very silent lift system



Including white ceiling finishing mask
Power supply: 230 VAC 50-60 Hz

Ref.	PCL-3050-1	
Overall stroke in mm	500	
Dimensions in mm	W 571 x D 707 x H 115	
Number of scissors	1	
Nett weight	26 Kg	
Connectivity	Contact relay Optional wall switch or IR/RF remote	
Ref.	PCL-3050-2	
Overall stroke in mm	985	
Dimensions in mm	W 571 x D 707 x H 170	
Number of scissors	2	
Nett weight	27 Kg	
Connectivity	Contact relay Optional wall switch or IR/RF remote	
Ref.	PCL-3050-3	
Overall stroke in mm	1445	
Dimensions in mm	W 571 x D 707 x H 200	
Number of scissors	3	
Nett weight	28 Kg	
Connectivity	Contact relay Optional wall switch or IR/RF remote	
Ref.	PCL-3050-4	
Overall stroke in mm	1910	
Dimensions in mm	W 571 x D 707 x H 240	
Number of scissors	4	
Nett weight	29 Kg	
Connectivity	Contact relay Optional wall switch or IR/RF remote	

PCL-5050 SCISSOR LIFT SYSTEMS Movable frame dimensions: **W 560 x D 560 mm**

Very silent lift system



**Fits directly
a standard 600x600
ceiling tile cut-out**



Including white ceiling finishing mask
Power supply: 230 VAC 50-60 Hz

Ref.	PCL-5050-1	
Overall stroke in mm	490	
Dimensions in mm	W 691 x D 688 x H 115	
Number of scissors	1	
Nett weight	25 Kg	
Connectivity	Contact relay Optional wall switch or IR/RF remote	
Ref.	PCL-5050-2	
Overall stroke in mm	900	
Dimensions in mm	W 691 x D 688 x H 155	
Number of scissors	2	
Nett weight	27,5 Kg	
Connectivity	Contact relay Optional wall switch or IR/RF remote	
Ref.	PCL-5050-3	
Overall stroke in mm	1350	
Dimensions in mm	W 691 x D 688 x H 200	
Number of scissors	3	
Nett weight	30 Kg	
Connectivity	Contact relay Optional wall switch or IR/RF remote	
Ref.	PCL-5050-4	
Overall stroke in mm	1800	
Dimensions in mm	W 691 x D 688 x H 230	
Number of scissors	4	
Nett weight	33,5 Kg	
Connectivity	Contact relay Optional wall switch or IR/RF remote	













PCL-5070 SCISSOR LIFT SYSTEMS Movable frame dimensions: **W 560 x D 700 mm**

Including
3rd service
position

Including white ceiling finishing maskPower supply: **230 VAC 50-60 Hz**

Connectivity: contact relay,





Optional: wall switch or IR/RF remote

Ref.	PCL-5070-1	 
Overall stroke in mm	550	
Built-in height	150	
Number of scissors	1	
Ref.	PCL-5070-2	 
Overall stroke in mm	1100	
Built-in height in mm	180	
Number of scissors	2	
Ref.	PCL-5070-3	 
Overall stroke in mm	1620	
Built-in height in mm	210	
Number of scissors	3	
Ref.	PCL-5070-4	 
Overall stroke in mm	2140	
Built-in height in mm	235	
Number of scissors	4	
Ref.	PCL-5070-5	 
Overall stroke in mm	2660	
Built-in height in mm	270	
Number of scissors	5	
Ref.	PCL-5070-6	 
Overall stroke in mm	3180	
Built-in height in mm	300	
Number of scissors	6	
Ref.	PCL-5070-7	 
Overall stroke in mm	3700	
Built-in height in mm	335	
Number of scissors	7	
Ref.	PCL-5070-8	 
Overall stroke in mm	4200	
Built-in height in mm	365	
Number of scissors	8	
Ref.	PCL-5070-9	 
Overall stroke in mm	4680	
Built-in height in mm	390	
Number of scissors	9	
Ref.	PCL-5070-10	 
Overall stroke in mm	5380	
Built-in height in mm	425	
Number of scissors	9	

1060 SCISSOR LIFT SYSTEMSMovable frame dimensions: **W 570 x D 900 mm**

Optional ceiling finishing mask,
Ref: **P3136 (CFM-1060)** see page 142

Power supply: **230 VAC 50-60 Hz**

Ref.	P1982	 
Overall stroke in mm	675	
Dimensions in mm	W 630 x D 1117 x H 110	
Number of scissors	1	
Nett weight	44 Kg	
Connectivity	Contact relay Optional wall switch or IR/RF remote	
Ref.	P3610	 
Overall stroke in mm	1200	
Dimensions in mm	W 630 x D 1117 x H 165	
Number of scissors	2	
Nett weight	45 Kg	
Connectivity	Contact relay Optional wall switch or IR/RF remote	

CEILING LIFT SYSTEMS

1070 SCISSOR LIFT SYSTEMSMovable frame dimensions: **W770 x D900 mm**Connectivity: Contact relay
Optional wall switch or IR/RF remoteIncluding 3rd service
positionOptional ceiling finishing mask,
Ref: P3733 (CFM-1070) see page 142Power supply: **230 VAC 50-60 Hz**

Ref.	P1983				
Overall stroke in mm	776				
Dimensions in mm	W770 x D1017 x H160				
Number of scissors	1	Nett weight	57 Kg		
Ref.	P3612				
Overall stroke in mm	1455				
Dimensions in mm	W770 x D1017 x H210				
Number of scissors	2	Nett weight	61 Kg		
Ref.	P3613				
Overall stroke in mm	2130				
Dimensions in mm	W770 x D1017 x H237				
Number of scissors	3	Nett weight	65 Kg		
Ref.	P3614				
Overall stroke in mm	2805				
Dimensions in mm	W770 x D1017 x H260				
Number of scissors	4	Nett weight	69 Kg		
Ref.	P3615				
Overall stroke in mm	3480				
Dimensions in mm	W770 x D1017 x H290				
Number of scissors	5	Nett weight	73 Kg		
Ref.	P3616				
Overall stroke in mm	4170				
Dimensions in mm	W770 x D1017 x H325				
Number of scissors	6	Nett weight	77 Kg		
Ref.	P3617				
Overall stroke in mm	4785				
Dimensions in mm	W770 x D1017 x H355				
Number of scissors	7	Nett weight	81 Kg		
Ref.	P3618				
Overall stroke in mm	5460				
Dimensions in mm	W770 x D1017 x H382				
Number of scissors	8	Nett weight	85 Kg		

1090 SCISSOR LIFT SYSTEMSMovable frame dimensions: **W 815 x D 1000 mm**Connectivity: Contact relay
Optional wall switch or IR/RF remoteIncluding 3rd service
positionOptional ceiling finishing mask,
Ref: P3732 (CFM-1090) see page 142Power supply: **230 VAC 50-60 Hz**



Ref.	P1984				
Overall stroke in mm	700				
Dimensions in mm	W 815 x D 1117 x H 185				
Number of scissors	1	Nett weight	67 Kg		
Ref.	P3602				
Overall stroke in mm	1522				
Dimensions in mm	W 815 x D 1117 x H 235				
Number of scissors	2	Nett weight	71 Kg		
Ref.	P3603				
Overall stroke in mm	2100				
Dimensions in mm	W 815 x D 1117 x H 255				
Number of scissors	3	Nett weight	75 Kg		
Ref.	P3604				
Overall stroke in mm	2800				
Dimensions in mm	W 815 x D 1117 x H 285				
Number of scissors	4	Nett weight	79 Kg		
Ref.	P3605				
Overall stroke in mm	3500				
Dimensions in mm	W 815 x D 1117 x H 315				
Number of scissors	5	Nett weight	83 Kg		
Ref.	P3606				
Overall stroke in mm	4200				
Dimensions in mm	W 815 x D 1117 x H 345				
Number of scissors	6	Nett weight	87 Kg		
Ref.	P3607				
Overall stroke in mm	4900				
Dimensions in mm	W 815 x D 1117 x H 375				
Number of scissors	7	Nett weight	91 Kg		
Ref.	P3608				
Overall stroke in mm	5600				
Dimensions in mm	W 815 x D 1117 x H 420				
Number of scissors	8	Nett weight	95 Kg		



SCISSOR LIFT WITH INTEGRATED ROTA-KIT

Movable frame dimensions: **W 700 x D 700 mm**



Power supply: **230 VAC 50-60 Hz**

Ref.	P3310		
Overall stroke in mm	1275		
Dimensions in mm	W 822 x D 811 x H 375		
Number of scissors	2		
Connectivity	Contact relay Optional wall switch or IR/RF remote		

Ref.	P5357		
Overall stroke in mm	2300		
Dimensions in mm	W 822 x D 811 x H 430		
Number of scissors	4		
Connectivity	Contact relay Optional wall switch or IR/RF remote		

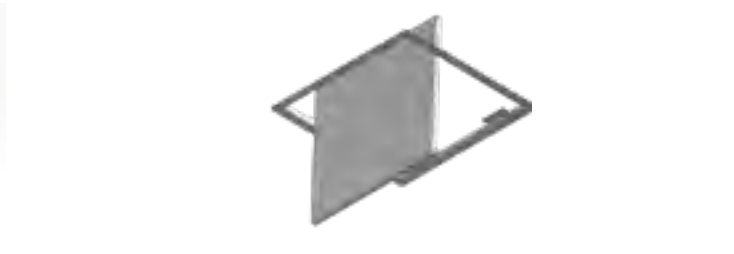
ACCESSORIES

SERVICE HATCHES

Internal hatch dimensions:
430 x 430 mm



Ref. **P1913**



P5066

SILENCER MOUNTING BRACKET



Ref.
Suitable for



P7010
1070 & 1090



P6491
1090

To install silencer housings to a ceiling lift, use these adapters see page 137 - 138B for silencers & housings.

CEILING FINISHING MASK



Ref.
Suitable for



P3136 (CFM-1060)
1060



P3733 (CFM-1070)
1070

P3732 (CFM-1090)
1090

CEILING LIFT SYSTEMS

CONNECTIVITY



Ref.
Description

260214
IR remote (internal)

260215
RF remote (internal)

261318
Wall switch

SHOCK ABSORBER, SET OF 4



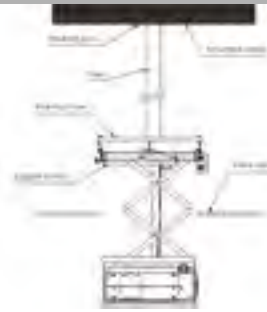
Absorbs disturbing vibrations caused by traffic, air conditioner systems etc. Only suitable for PCL lifts. For PCL-3050 and PCL-5050.



Ref.

P5547

SPACER FRAME



With large internal spacings between the structural ceiling and false ceiling, it is better to use a spacer frame to position your Audipack product just above the false ceiling.

Installing your product with long windings or rods ends up in an unstable and flexible set-up. Using the spacer frame prevents choosing large lift systems with long travels and saves costs at the end.

Pulley service lift systems

for projectors

Integrate a projector in the ceiling,

for example, in a board room, auditorium or conference hall.

These lift systems are especially designed to lower projectors from the ceiling for fast maintenance in a safe and controlled manner.



PULLEY SERVICE LIFT SYSTEMS

Bring projectors to service height**in 10 minutes...**

storage position



projection position



service position

Save time and money by using the Audipack pulley lift systems

These lift systems are especially designed to lower projectors from the ceiling for fast maintenance in a safe and controlled manner.

The projector receives power and data signals through special connectors, which are disconnected when it is lowered and which restore contact when the lift is fully retracted. You can even connect HD signals with the standard supplied connector sets.

Pulley lifts are equipped with safety hooks to secure the projector in the retracted position. The projector will return to this exact position in the ceiling thanks to four centring points on the lift, ensuring the correct position of the projected image.

All this contributes to a safer, more flexible way of presenting and servicing.

The combination lift systems are available as standard in two models, in different sizes and lifting capacities.

An Audipack projector mount is needed to fix the projector to the system.

Note:

For distribution HD signal use standard available

"long distance HDMI twisted pair extender" solutions!

- ▲ **Durable built**
- ▲ **Low maintance**
- ▲ **Quick installation**
- ▲ **Low noise engine**

Standard connector configuration**Top D-sub connector**

1-phase 230 V 16 A with 1 early make, late break ground pin

Middle & lower connector







6 coaxial contacts 75 Ohm

1 early make, late break ground pin

17 signal pins






















SERVICE LIFT SYSTEMS

	<p>Ref. P2687</p> <p>Dimensions in mm. W 400 x D 630 x H 225 Max. projector size in mm W 500 x D 600 Max. service stroke in mm 4000 Number of cables 2</p>	 
	<p>Ref. P2271</p> <p>Dimensions in mm. W 770 x D 980 x H 230 Max. projector size in mm W 650 x D 800 Max. service stroke in mm 6000 Number of cables 4</p> <p>Connectivity Contact relay</p>	 

Power supply: **230 VAC 50-60 Hz**

SERVICE AND SCISSOR COMBINATION LIFT SYSTEMS

<p>Connectivity: Contact relay Optional wall switch or IR/RF remote (not for service stroke)</p>   <p>Max. projector size W 500 x D 600 mm</p>	<p>Ref. P1678</p> <p>Dimensions in mm. W 762 x D 770 x H 265 Max. scissor stroke in mm 1070 Number of scissors 2 Max. service stroke in mm 4000 mm Number of cables 2</p>	 
	<p>Ref. P3802</p> <p>Dimensions in mm. W 762 x D 770 x H 305 Max. scissor stroke in mm 2085 Number of scissors 4 Max. service stroke in mm 4000 mm Number of cables 2</p>	 
	<p>Ref. P3804</p> <p>Dimensions in mm. W 762 x D 770 x H 385 Max. scissor stroke in mm 3100 Number of scissors 6 Max. service stroke in mm 4000 mm Number of cables 2</p>	 
<p>Connectivity: Contact relay Optional wall switch or IR/RF remote (not for service stroke)</p>  <p>Max. projector size W 650 x D 800 mm</p>	<p>Ref. P2685</p> <p>Dimensions in mm W 976 x D 770 x H 305 Max. scissor stroke in mm 700 Number of scissors 1 Max. service stroke in mm 6000 mm Number of cables 4</p>	 
	<p>Ref. P3806</p> <p>Dimensions in mm W 976 x D 770 x H 305 Max. scissor stroke in mm 1400 Number of scissors 2 Max. service stroke in mm 6000 mm Number of cables 4</p>	 
	<p>Ref. P3808</p> <p>Dimensions in mm W 976 x D 770 x H 305 Max. scissor stroke in mm 2800 Number of scissors 4 Max. service stroke in mm 6000 mm Number of cables 4</p>	 
	<p>Ref. P3810</p> <p>Dimensions in mm W 976 x D 770 x H 305 Max. scissor stroke in mm 4200 Number of scissors 6 Max. service stroke in mm 6000 mm Number of cables 4</p>	 
	<p>Ref. P3812</p> <p>Dimensions in mm W 976 x D 770 x H 305 Max. scissor stroke in mm 5600 Number of scissors 8 Max. service stroke in mm 6000 mm Number of cables 4</p>	 

Power supply: **230 VAC 50-60 Hz**

Mirror-Kit systems

for projectors

Mirror-Kit systems for projectors

For the integration of projectors in the ceiling,

for example in the board room, home cinema, auditorium or conference hall.

The interior finish looks more streamlined with the projector out of sight – and the noise is reduced



Integration of a projector

into the Ceiling...

or in a cabinet or table, so that the projector is out of sight and less audible!

The Mirror-Kit is a practical and durable solution for the integration of a projector into the ceiling. For example in a boardroom, home cinema, auditorium or conference hall.

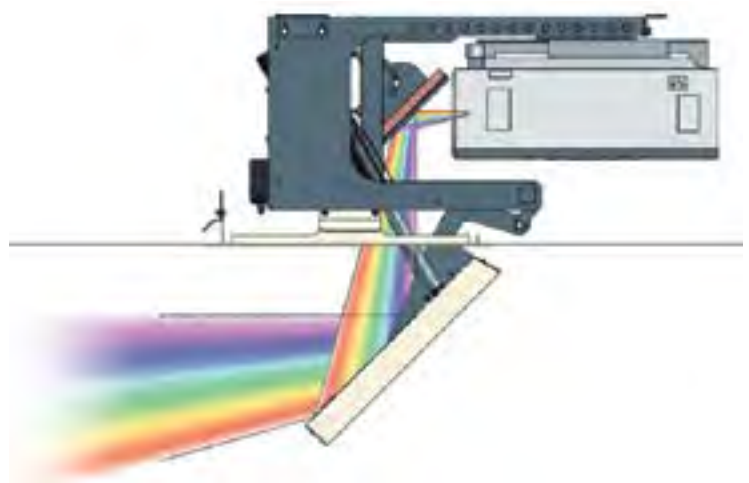
The projector is fixed permanently above the ceiling, resulting in less noise to detract from the presentation and invisibility of the projector.

Audipack Mirror-Kits are available in various dimensions and versions. They are available in dynamic (motorised) and static (non-motorised) versions.



How does it work


The Mirror-Kit works like a periscope. The projected image from the projector is deflected by two highly reflective mirrors onto the projection screen. The larger, lower mirror is motorised and can be activated by a general control system.



- ▲ **Motorized table and ceiling versions**
- ▲ **Static ceiling versions**
- ▲ **Quick installation**
- ▲ **Low noise engine**



Table Mirror-Kit versions available



Standard ceiling finishing











Special projection mirror

WIDE SCREEN MOTORIZED CEILING MIRROR-KITS





Power supply:

110-230 VAC 50-60 Hz/24 VDC

Ref.	MKT-150WS	
Dimensions in mm	W 620 x D 741 x H 368	 
Max. projector dimensions in mm	W 500 x D 600 x H 150	
Min. allowed lens ratio from approx.	1.3:1	
Nett weight	35 Kg	
Aspect ratio	4:3, 16:9, 16:10	
Connectivity	Contact relay, Optional: wall switch or IR/RF remote	
Ref.	MKT-200WS	
Dimensions in mm	W 660 x D 751x H 418	 
Max. projector dimensions in mm	W 500 x D 600 x H 200	
Min. allowed lens ratio from approx.	1.3:1	
Nett weight	37 Kg	
Aspect ratio	4:3, 16:9, 16:10	
Connectivity	Contact relay, Optional: wall switch or IR/RF remote	
Ref.	MKT-250WS	
Dimensions in mm	W 650 x D 751 x H 470	 
Max. projector dimensions in mm	W 550 x D 650 x H 250	
Min. allowed lens ratio from approx.	1.3:1	
Nett weight	26 Kg	
Aspect ratio	4:3, 16:9, 16:10	
Connectivity	Contact relay, Optional: wall switch or IR/RF remote	
Ref.	MKT-265WS	
Dimensions in mm	W 735 x D 1040 x H 500	 
Max. projector dimensions in mm	W 600 x D 650 x H 265	
Min. allowed lens ratio from approx.	1.3:1	
Nett weight	60 Kg	
Aspect ratio	4:3, 16:9, 16:10	
Connectivity	Contact relay, Optional: wall switch or IR/RF remote	



COMPACT MOTORIZED MIRROR-KIT





Ref.	MKT-C150	
Dimensions in mm	W 560 x D 790 x H 211	 
Max. projector dimensions in mm	W 465 x D 450 x H 150	
Min. allowed lens ratio from approx.	1.3:1	
Aspect ratio	4:3, 16:9, 16:10	
Connectivity	Contact relay Optional wall switch or IR/RF remote	

STATIC CEILING MIRROR-KITS (NON-MOTORIZED)



Ref.	MKT-S195	
Dimensions in mm	W 415 x D 555 x H 325	 
Mirror dimensions	Square W 300 x H 250	
Min. / Max. projector height in mm	95 / 195	
Max. allowed lens ratio from aprox.	1.3:1	
Nett weight	8 Kg	
Aspect ratio	4:3, 16:9, 16:10	



Ref.	P2883*	
Dimensions in mm	W 150 x D 150 x H 480	 
Mirror dimensions	Square W 250 x H 250	
Min. / Max. projector height in mm	95 / 200	
Nett weight	12 Kg	
Aspect ratio	4:3, 16:9, 16:10	

* The projector is mounted vertically and must be able to work in that position

MIRROR-KIT SYSTEMS

FLOOR PROJECTION UNIT



Ref.	P2817
Dimensions in mm	W 465 x D 250 x H 225-260
Mirror dimensions in mm	Square W 200 x H 200
Nett weight	10 Kg
Aspect ratio	4:3, 16:10
Max. lens offset in mm	90



To be used with the Audipack ceiling mounts **390061** and **390065**, page 127.

ACCESSORIES

PROJECTOR MOUNTS

Mount any brand and type of projector on any Audipack system with the Audipack projector mounts.



QFIX mounts



Brand related mounts

CONNECTIVITY



261436
External 1-channel RF remote set.



260214
IR remote control (*internal*)

260215
RF remote control (*internal*)



261318
Wall switch

SERVICE HATCHES

Internal hatch dimensions:
430 x 430 mm



Ref. P1913
Type Service hatch for normal ceilings


Ref. P5066
Type Service hatch for plastered ceilings

Pop up lift systems

for projectors

The Audipack projector Pop Up lift system

lets your projector pop up out of your desk, cabinet or table



Audipack®

It's great to have solutions...

Projector **Pop up** lift systems

for your **convenience**



Why not integrate your projector into the table and lift it from below when needed?

A projector is essential in any conference table boardroom or home cinema. However it's not always in use and can get in the way, or be tempting to steal, when not needed.

Audipack projector Pop Up lift systems are the easy to install solution for this problem. They are available in three different sizes and are fully positioning.

To control the system other than relays contact, please select from the below list.

Ref. 260214 (Internal IR remote control set)

Ref. 260215 (Internal RF remote control set)

Ref. 261318 (Wall switch)













PROJECTOR POP UP LIFT SYSTEMS



Power supply:

110-230 VAC 50-60 Hz/24 VDC

- ▲ **Plug & Play**
- ▲ **Low maintenance**
- ▲ **Quick installation**
- ▲ **Silent motor drive**

Ref.	M-1-400	 
Max. stroke in mm	400	
Projector platform in mm	W 400 x D 500	
Construction height in mm	155	
Number of scissors	1	
Ref.	M-1-500	 
Max. stroke in mm	500	
Projector platform in mm	W 400 x D 600	
Construction height in mm	150	
Number of scissors	1	
Ref.	M-2-900	 
Max. stroke in mm	900	
Projector platform in mm	W 400 x D 600	
Construction height in mm	250	
Number of scissors	2	
Ref.	M-1-750	 
Max. stroke in mm	750	
Projector platform in mm	W 450 x D 900	
Construction height in mm	180	
Ref.	M-1-1000	 
Max. stroke in mm	1000	
Projector platform in mm	W 600 x D 1200	
Construction height in mm	180	
Ref.	M-1-1200	 
Max. stroke in mm	1000	
Projector platform in mm	W 600 x D 1200	
Construction height in mm	180	

Liftomatic[®] rental systems

for projectors

Above the crowd - with the Audipack Liftomatic[®]



Ease of *transport*,

ease of *Presentation!*



Liftomatics are the ideal all-in-one solution for transporting, lifting and presenting.

The only effort required is to remove the lid and connect the Liftomatic to a power outlet. The integrated lift raises the projector to its presentation position.

Using the Liftomatic reduces the risk of personal injury and equipment damage, as well as the time needed for installation. The integrated electric platform tilt mechanism allows the projector to be lined up perfectly with the projection screen.

- ▲ **Anti pinching security device**
- ▲ **Electric platform angle adjustment**
- ▲ **Low maintenance**
- ▲ **Supplied with rigid brake/swivel castors**



Integrated stabilizer
(Liftomatic HE-3000)



Control panel

MANUAL LIFTOMATIC®



Ref.	HM-2000
Max. lift height in mm	2000
Platform size in mm	W 520 x D 1010
Number of scissors	2



Accessory compartment



Manual pump

LIFTOMATIC RENTAL SYSTEMS, ELECTRIC HYDRAULIC



Ref.	T-1900
Max. lift height in mm	2050
Platform size in mm	W 640 x D 1030
Stabilizers	no
Number of scissors	2
Angle adjustment	-2 to +10 degrees



Ref.	HE-2000
Max. lift height in mm	2250
Platform size in mm	W 720 x D 1290
Stabilizers	no
Number of scissors	2
Angle adjustment	-2 to +10 degrees



Ref.	HE-3000
Max. lift height in mm	3000
Platform size in mm	W 720 x D 1290
Stabilizers	yes
Number of scissors	3
Angle adjustment	-2 to +10 degrees



Rota-Kit®

rotates your projector

The Rota-Kit,

helps you position your projector in any direction with just one push of a button



Audipack®

Rotate your projector in every direction



Turn any room into a multi-functional space by rotating your projector.

Rota-Kit is an electric rotating system with 4 freely reprogrammable pre-set positions.

A contact control allows the projector to be rotated to one of the four preset positions, for flexibility of the projection direction.

The Rota-Kit comes in three standard versions, with different tube lengths.

- ▲ **Accurate repositioning**
- ▲ **Compact system dimensions**
- ▲ **Slow start and slow stop motion**
- ▲ **Available in several lengths**

ACCESSORIES

To control the system other than through relay contact:

Ref. 260214 (Internal IR remote control set, 2 positions)

Ref. 260215 (Internal RF remote control set, 2 positions)

Ref. 261227 (External IR remote control set, 4 positions)

Ref. 261228 (External RF remote control set, 4 positions)

Ref. P3630



Installation aid for accurate installation
Also suitable for metal supported ceilings

To install your projector to an Audipack product an additional projector mount is needed.

See "Projector mounts" section on page 121 for an overview of the available projector mounts.

ROTA-KIT

Connectivity: Contact relay, RS-232
Optional IR/RF remote



Power supply:

110-230 VAC 50-60 Hz/24 VDC

Ref.	PRK-250
Built-in height in mm	200
Tube length in mm	50
Dimensions in mm	W 373,3 x D 332 x H 250



Ref.	PRK-500
Built-in height in mm	200
Tube length in mm	300
Dimensions in mm	W 373,3 x D 332 x H 500



Ref.	PRK-750
Built-in height in mm	200
Tube length in mm	550
Dimensions in mm	W 373,3 x D 332 x H 750



ROTA-KIT XL



Ref.	PRK-500XL
Built-in height in mm	200
Tube length in mm	50
Dimensions in mm	W 424 x D 409 x H 500



Ref.	PRK-750XL
Built-in height in mm	200
Tube length in mm	300
Dimensions in mm	W 466 x D 409 x H 750



Transport- and Flightcases

Audipack specialises in manufacturing transport and flight cases for all kinds of products.

For rental and staging, endurance sports, events or personal use. Large flat panel, LED walls and other audio visual equipment, sales representative demo sets or professional racing teams. Anything is possible.



FLIGHTCASES
ROTERDAMSE
HOLLAND
Audipack TEL: +31 (0) 78 682 00 01



Audipack®

It's great to have solutions...

Audipack - the No.1

flightcase manufacturer

All Audipack flight cases are custom made and are available as a one off or series production.

Special features such as motorised or hydraulic lift systems and shock absorbers can be integrated into cases, which can even be made water resistant if required. All cases can be finished in specific colours with special graphics or logos to reinforce a corporate image.

The interior of a transport or flight case is one of the most important factors for the safe transport of your product. The ease of inserting and removing the item from the case is essential to its ergonomics. Audipack is an expert in creating advanced interiors. Audipack interiors are used in our own cases but can also be used in other case shells.

For the AV market Audipack has a vast range of case designs for all brands of flat panel, projectors, mixers and other equipment.

Flight and transport cases can be designed to your precise requirements, and to match other Audipack accessories. Audipack is unique in offering several different types of custom-made flight and transport cases.



Flightcase for 105 inch curved screen

Front loader flightcase for floor stands 700 and 900 series



PACKER®



The Packer is the top of the range in small, ultra-light, custom made portable cases. The perfect solution for transportation, presentation and demonstration of fragile or valuable products.

Max. load 8 kg
 Available as transport case
 Panel thickness 4 mm



TOPLINE®



The TOPLINE is a light and stylish case and offers the strength and durability normally associated with a conventional transport- and flightcase.

Max. load 35 kg
 Available as transport- and flightcase
 Panel thickness 7 mm



SOLID FRAME SF7



The SF7 also known as the Solid frame 7 is comparable with the construction method of the Topline Flightcase only suited with metal corner parts and finishings.

Max. load 35 kg
 Available as transport- and flightcase
 Panel thickness 7 mm



HEAVY DUTY FLIGHTCASES



This range of flightcases is mainly used in AV rental and pro-audio applications. From LED video walls to high end video camera's; the Audipack heavy duty flightcases stand for their job.


Available as transport- and flightcase
 Panel thickness 7-10-16-19 mm, depends on load




Type B	Type BK	Type E	Type K	Type KM
Hinged lid on top	Detachable lids on top, front and back	Detachable lid on top, low body	Detachable lids on front and back	Detachable lids on top, front and back
Type L	Type M	Type J	Type JM	Type T
Detachable lid on front with loading ramp	Detachable lid on top, high body	Detachable lid on front	Detachable lid on top and front	Detachable and dividable lid on top

Audipack flightcase colours, samples are available on request

Standard colours



Colours against additional costs



Smooth surface



Mandarine grain surface

The structure of the colour laminates is smooth.

Black and dark grey are available in smooth and mandarine grain versions.

There are several options for supporting corporate identities:

Screening

Audipack offers logo screening onto any size of case. The in-house silk screening process is incorporated into the manufacture of the case. A wide range of colour options, and 3-colour screening per image is available.



Engraving

An alternative way of displaying your company logo or safety symbols is engraving. With a CNC controlled production method, we can engrave directly onto the panels of the case. The advantage of this method is that the engraving is less prone to scratching. Engraving in a coloured finish is available.



Stickers


Audipack also offers custom vinyl stickers and digitally printed logos. Either supply us with the artwork or let us design it for you. From custom graphics to simple warning signs, we have the experience to design and apply with almost limitless design and colour options.



AV Furniture

Audipack has an in-house furniture department

creating everything that offers added value for boardrooms and interiors



Audipack®

It's great to have solutions...

Project line **AV furniture**

Audipack Project-Line furniture has been one of Audipack's specialism for many years.

The Project-Line furniture range is individually designed, exclusively for you. Ideal whether you are looking for a single unique item or decorating the interior of an entire studio. Available as individual pieces or as a series.

Audipack specialises in high-quality commercial, studio and office furniture and can supply boardroom tables, commercial furniture, product displays, lecture stands and much more.



Design, functionality and durability are the main benefits. All furniture is manufactured to your individual taste and style and your requirements are our priority. We will incorporate any suggestions, shapes or designs to meet our customer's expectations.

Combine different facilities and standard or customised Audipack products to create a plug and play product such as furniture with built-in flat panel lift, video conferencing systems, or hideaways.



Silent series

interpreter booths

The highest ISO standards and requirements as requested by users have resulted in the Audipack "Silent Series" interpreter booths. The Silent Series consists of three versions: Silent 6300, Silent 9600 and 9700 series. All versions are fully transportable in optional flightcases.



Audipack®

It's great to have solutions...

The **Silent Series** are

easy and quick to install

For effective interpretation, silence is required.

The best solution is an Audipack interpreter booth.

In developing these booths, Audipack has paid full attention to a number of requirements e.g. flexibility, weight, good looks, high-quality materials, ease of use and durability. The scratch resistant surface combined with anodised aluminium frame, gives an attractive and professional appearance.

The Silent Series are easy and fast to install.

One person can do the job.

All elements and panels are interchangeable, so there is no difficulty in adapting the construction to local conditions. Even the door can be placed on any side. The roof elements are connected to each other in the same way as the wall, resulting in a safe and solid construction.

Silent 9600 and 9700 series interpreter booths comply with the ISO 4043:2016 standard. Silent 6300 complies with ISO 4043:1998.

For more information, ask for our Silent Series brochure.

Please contact us for upgrade sets from ISO 4043 to ISO 4043:2016.



- ▲ **ISO 4043:2016 (latest version) approved**
- ▲ **Panoramic view windows**
- ▲ **Advanced cable management**
- ▲ **Quick installation**



9600 SILENT SERIES, ISO 4043:2016, INTERPRETER BOOTH

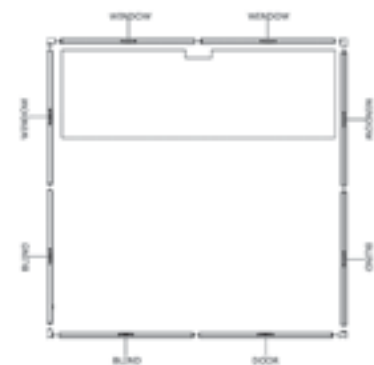
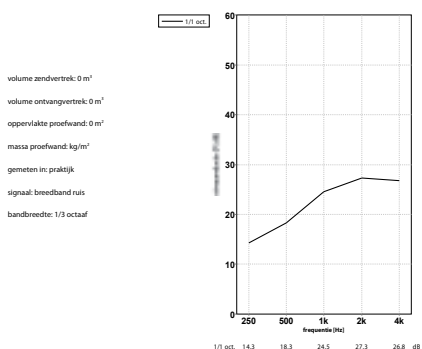


Ref.	P4600
External dimensions in mm	W 1682 x D 1682 x H 2041 excl. ventilation
Internal dimensions	W 1600 x D 1600 x H 2000
Weight incl. safety glass and table	210 Kg
Colour exterior	Light grey (approx. RAL 7042) Other colours available on request
Colour interior	Dark grey and white
Sound insulation capacity	Better than ISO 4043:2016
Number of booth parts incl. table	11
Table dimensions in mm	1600 x 500
Ventilation	Ventilation B2, detachable (height: 170 mm)
Lights	LED light*
Door	Option to either place the door at the left, right or at the back side of the cabin



* Also available with ventilation B and without LED light: **P4601**

Silent series sound insulation capacity



9700 SILENT SERIES, ISO 4043:2016, COMPACT IN TRANSPORT


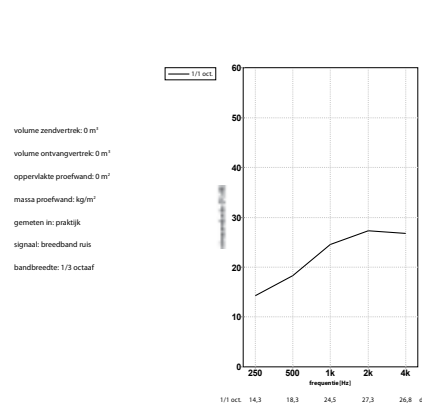


Ref.	P4602
External dimensions in mm	W 1682 x D 1682 x H 2041 excl. ventilation
Internal dimensions	W 1600 x D 1600 x H 2000
Weight incl. safety glass and table	210 Kg
Colour exterior	Light grey (approx. RAL 7042) Other colours available on request
Colour interior	Dark grey and white
Sound insulation capacity	Better than ISO 4043:2016
Number of booth parts incl. table	16
Table dimensions in mm	1600 x 500
Including floor	no
Ventilation	Ventilation B2, detachable (height: 170 mm)
Lights	LED light*
Door	Option to either place the door at the left, right or at the back side of the cabin



* Also available with ventilation B and without LED light: **P4603**

Silent series sound insulation capacity



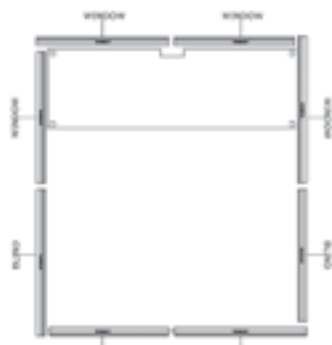
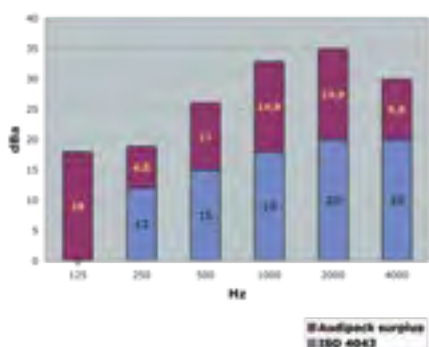
6300 SILENT SERIES, ISO 4043:1998




Ref.	P1483
External dimensions in mm	W 1720 x D 1720 x H 2280 incl. ventilation and adjustable feet
Internal dimensions	W 1600 x D 1600 x H 2000
Weight incl. safety glass and table	340 Kg
Colour	Light grey (approx. RAL 7042) Other colours available on request
Sound insulation capacity	Better than ISO 4043:1998 According to DIN 56924*
Number of booth parts incl. table and floor	13
Table dimensions in mm	1600 x 500
Including floor	yes
Ventilation	Included
Optional	Extension sets to 3 or 4 person booth
* DIN 56924 approved only when the optional double glass is mounted	



Silent series sound insulation capacity - ISO 4043:1998



Adjustable feet



Ventilation A



Rear view



Cable passage



9300 SILENT SERIES, 1 PERSON BOOTH

Ref.	P4019
Type	1 person booth
External dimensions in mm	W 814 x D 1682 x H 2041 excl. ventilation
Weight incl. safety glass and table	150 Kg

ACCESSORIES

FLIGHTCASES

Transport your interpreter booth nice and safe in a Audipack flightcase.



Ref.	5604+5887	15645	17495	8969
Description	6300 Set of 2	9600 Front loader	9300 1 person (P4019) Front loader	9700 Front loader (standing model)

ASSEMBLY AID



Ref.	P1866	P1769 trolley	Ref.	P6425 holder	P4624 CO² detector
-------------	--------------	----------------------	-------------	---------------------	--------------------------------------

For Silent 9300 / 9500 upgrade sets to ISO4043-16 see our website or contact the Audipack sales team.

Specials and Projects

Audipack, designing your special projects

With almost 30 years of experience, Audipack can offer AV project management and project or product consultancy. Our specialist knowledge of product implementation can find you the best solution for any situation.

We will make products especially for you!

Our wide range of modern machinery and skills are at your disposal to create any type of bespoke product or solution.



Audipack[®]

It's great to have solutions...

AV special project solutions




We will make products especially for you!

Our use of in-house electronics and production methods ensure that products are well built and reliable.


Audipack primarily uses self-designed electronic PCB's to ensure a high level of product control, from simple single motor drives to complex multi-directional products with safety features. We build in a way that allows external engineers to implement connection and control without the need for PLC (programmable logic controller) programming knowledge.

The basic elements of any Audipack solution are:

- ▲ ***Cost efficiency***
- ▲ ***Product durability***
- ▲ ***Top class components***
- ▲ ***User ergonomics***
- ▲ ***Preventing product complexity***
- ▲ ***Product design***
- ▲ ***Product quality***



1.5 Km seamless projection set-up



"An impressive project can only be made with impressive products"

For the city of Lyon, together with a French AV partner, Audipack has created a 1.5 Km seamless projection set-up with amongst 16K lumen projectors.

The specials designed outdoor housing not only protect the expensive and vulnerable projectors, but also protect them from external environmental influences. Together with special designed 3D adjustable ceiling mounts the housings are accurately installed for the best seamless result.

Not to forget the perfect service access for each projector. With a power drill activated drawer the projectors are pulled out under strict control; some projectors are installed under steep angles of more than 30 degrees in 2 or 3 axis.

Pedestrians, cyclists and public transportation travellers are being impressed with a fantastic engineered presentation with beautiful images and impressions.

Tamina canyon projection



Audipack and distributor Lang Baranday have advised and manufactured, special outdoor projector casings. The casings were used to install projectors in the Tamina canyon.

The Canyon is created by the water of the Tamina river by splitting the rocks for over 15.000 years. The canyon is a popular place where people can enjoy the Tamina water, which has a temperature of 36.5 degrees Celsius. The water is also being used for wellness purposes. The installed projectors create a unforgettable scene in the rock formation by projecting specials designed images on the rock walls. The purpose of the audio-visual enhancement is attract more visitors and to inform and show the visitors the history and the uses of the Tamina canyon.


Gamma, the largest paint and DIY specialist of the Netherlands



In collaboration with Audipack, Mood Media has transformed all Gamma retail shops into some of the most innovative specialists for paint advice and selection.

Gamma selected Mood Media for the implementation of, among other things, 2 x 2 video walls in all shops. These video walls are used to display commercial content, but also for true colour imaging of colours selected by clients.

For this, Audipack developed a quick to install system that can also easily bring two panels forward for easier access. The Audipack solution included cabinets for the entire video wall to turn the complete system into an easy to install plug-and-play solution.



Audipack keeps environment and its inhabitants in mind, reduces and minimizes on energy consumption, emissions and waste.

Creates durable and lasting products using environmental and personal friendly non toxic adhesive materials and coatings.

Manufacturing with recyclable products and materials, Resy packaging, RoHS compliant.



Product feature guide



Product available in black RAL 9005, grey RAL 9006 and White RAL 9016



Max. applicable load on product



Advised maximum applicable flat panel size



Product with angle adjustment



Product manufactured from Stainless steel and or in combination with Aluminum AlMg3



Product is possible controlled by RS-232 signal (Available from spring 2013)



Tools required



No tools required



Water resistant product or suitable for outdoor applications



Product with internal ventilation (possible thermostatic controlled)



Air conditioned product (possible thermostatic controlled)



Electric heated product (possible thermostatic controlled)



Lockable



Align



Quick release



Landscape and Portrait positioning



Industriestraat 2
2751 GT Moerkapelle
The Netherlands
Tel: +31 79 593 1671
Sales: audipack@audipack.com
Support: support@audipack.com
www.audipack.com

Your Audipack® dealer: