

# Your Future. On Display.

SAMSUNG SMART SIGNAGE SOLUTION

## ABOUT SAMSUNG ELECTRONICS CO., LTD.

Samsung Electronics Co., Ltd. inspires the world and shapes the future with transformative ideas and technologies. The company is redefining the worlds of TVs, smartphones, wearable devices, tablets, cameras, digital appliances, medical equipment, network systems, and semiconductor and LED solutions. For the latest news, please visit Samsung Newsroom at <http://news.samsung.com>

## SMART SIGNAGE

For more information about Samsung SMART Signage, visit [www.samsung.com/business](http://www.samsung.com/business) or [www.samsung.com/displaysolutions](http://www.samsung.com/displaysolutions)

Copyright © 2017 Samsung Electronics Co. Ltd. All rights reserved. Samsung is a registered trademark of Samsung Electronics Co. Ltd. Specifications and designs are subject to change without notice. Non-metric weights and measurements are approximate. All data were deemed correct at time of creation. Samsung is not liable for errors or omissions. All brand, product, service names and logos are trademarks and/or registered trademarks of their respective owners and are hereby recognized and acknowledged.

Samsung Electronics Co., Ltd.  
416, Maetan 3-dong, Yeongtong-gu  
Suwon-si, Gyeonggi-do 443-772, Korea

2017-02

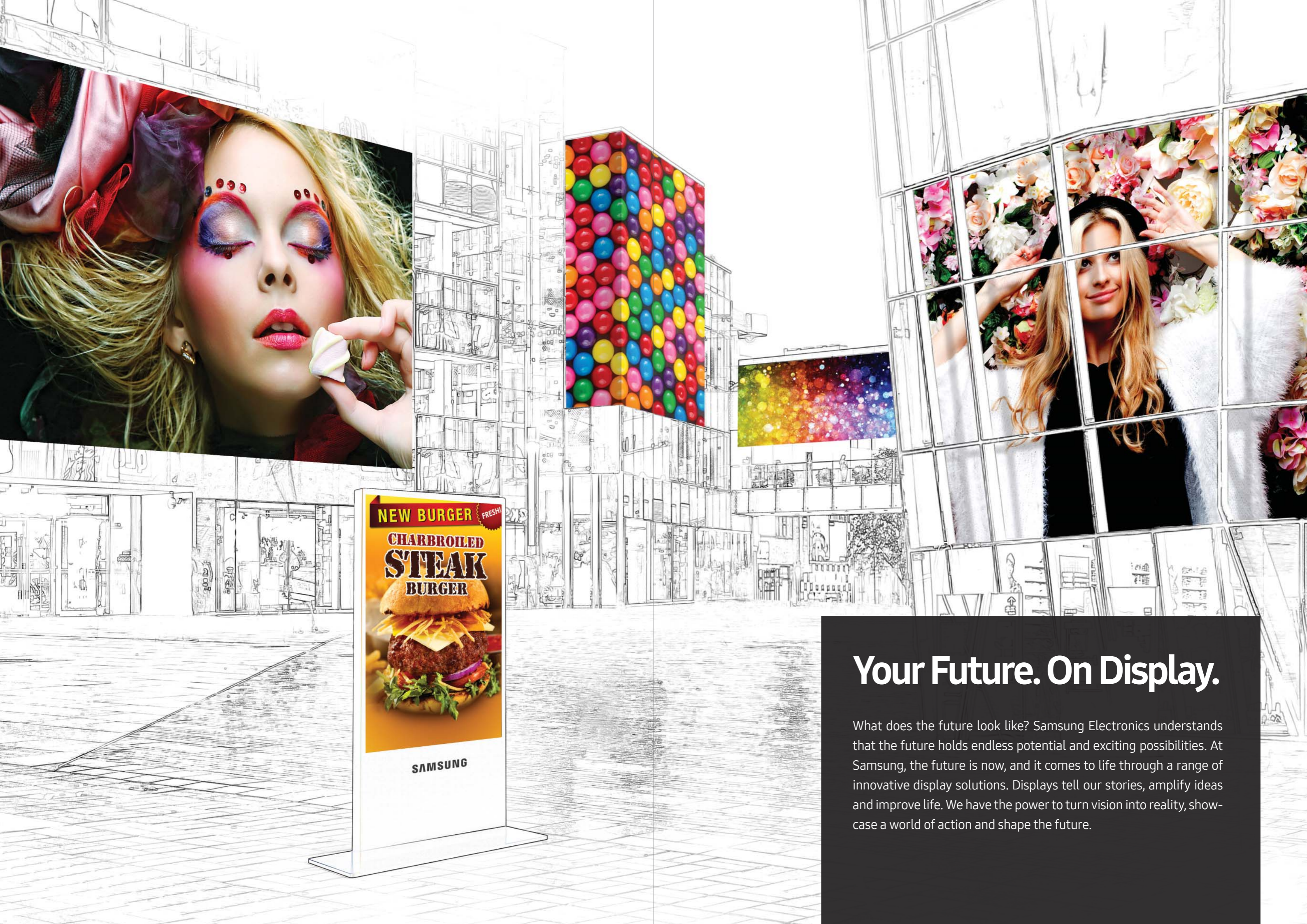


Scan this code with your smartphone  
to download the Samsung Display Solutions Mobile App.



SAMSUNG DISPLAY SOLUTION

SAMSUNG



**NEW BURGER** FRESH!  
**CHARBROILED STEAK BURGER**



**SAMSUNG**

## Your Future. On Display.

What does the future look like? Samsung Electronics understands that the future holds endless potential and exciting possibilities. At Samsung, the future is now, and it comes to life through a range of innovative display solutions. Displays tell our stories, amplify ideas and improve life. We have the power to turn vision into reality, showcase a world of action and shape the future.




LED



OUTDOOR



VIDEO WALL



E-BOARD

## Versatile Technologies. On Display.

Samsung's wide-ranging SMART Signage lineup elevates the conventional viewing experience through realistic and compelling content. Backed by best-in-class picture quality, these displays bring creative ideas to life, and enable businesses in any space to deliver refreshing content that engages, informs and entertains. By removing common communication barriers, Samsung's SMART Signage invites customers to become a part of their environment, rather than simply be a passer-by.

Durable and reliably designed to match the needs of any business, Samsung's SMART Signage is the ideal showcase for any business or customer vision, and the foundation for a future that is bigger, bolder and brighter.



LED

## Brilliant Imagination. On Display.


Inspire bright and bold creativity through immersive LED signage

As indoor and outdoor environments become more crowded, more businesses are turning to versatile LED displays to capture customer attention.

Samsung's SMART LED Signage combines best-in-class picture quality with a reliable design to empower future-thinking businesses to reach the next level. Our LED displays align color calibration, video processing and content creation tools to produce more brilliant visual expression. With assistance from Samsung's dedicated support team, users can achieve a seamless, uninterrupted viewing experience customized for their unique visions and ideas.

Samsung's SMART LED Signage –  
Fostering imagination through more impactful and realistic viewing.

# LED-FINE PIXEL PITCH



**LED HDR**

Real-time optimization for perfect content presentation

**ADVANCED GRAYSCALE**

Accurate color display at low grayscale levels

**MULTI-GAMUT**

Detailed and customized color presentation

**PERFECT CALIBRATION**

Fine-tuning for consistent and uniform content delivery

**SLIM AND LIGHT DESIGN**

A compact design for flexible installation

**FULL-FRONT AND REAR ACCESS**

Neat, catwalk-free installation for quick-turn maintenance

**UHD S-BOX COMPATIBILITY**

Simpler and more cost-efficient UHD content delivery


**MAGICINFO**

A centralized platform for convenient and intuitive content management

## SPECIFICATIONS | LED-FINE PIXEL PITCH

SERIES	IF015H	IF020H	IF025H	
Physical Parameter	Pixel Pitch	1.5 mm	2.0 mm	2.5 mm
	Pixel Configuration	1 Red, 1 Green, 1 Blue	1 Red, 1 Green, 1 Blue	1 Red, 1 Green, 1 Blue
	Pixel Density	444,444 m <sup>2</sup> / 41,290 ft <sup>2</sup>	250,000 m <sup>2</sup> / 23,225 ft <sup>2</sup>	160,000 m <sup>2</sup> / 14,864 ft <sup>2</sup>
	Cabinet/Module Configuration (LxH)	320 x 360 pixels	240x270 pixels	192x216 pixels
	Diode Type	Surface Mount Device (SMD)	Surface Mount Device (SMD)	Surface Mount Device (SMD)
	Dimensions (LxHxD)	480 x 540 x 65 mm (per cabinet)	480x540x65 mm (per cabinet)	480x540x65 mm (per cabinet)
	Weight	TBD	TBD	TBD
Optical Parameter	Max Brightness (After Calibration)	800 nit	1,200nit	1,200 nit
	Peak Brightness	TBD	TBD	TBD
	Contrast Ratio	TBD	TBD	TBD
	Dynamic Contrast Ratio	TBD	TBD	TBD
	Viewing angle - Horizontal	160°	160°	160°
	Viewing angle - Vertical	TBD	TBD	TBD
	Bit Depth	14.5bit per Color	14.5bit per Color	14.5bit per Color
	Color Wavelength	Red: 630nm, Green: 530nm, Blue: 468nm	Red: 630nm, Green: 530nm, Blue: 468nm	Red: 630nm, Green: 530nm, Blue: 468nm
	Color temperature - Default	6,500K	6,500K	6,500K
	Color temperature - Adjustable	2,800 - 10,000K	2,800 - 10,000K	2,800 - 10,000K
Electrical Parameter	Color Gamut	100% NTSC	100% NTSC	100% NTSC
	Color Mode Setting	Adobe RGB/ s RGB / LED Natural mode	Adobe RGB/ s RGB / LED Natural mode	Adobe RGB/ s RGB / LED Natural mode
	Video Rate	50/60 Hz	50/60 Hz	50/60 Hz
	Input Power Range	100~240 VAC, 50/60 Hz	100~240 VAC, 50/60 Hz	100~240 VAC, 50/60 Hz
	Power consumption - Max(W/m <sup>2</sup> )	TBD	TBD	TBD
	Power consumption - Typical(W/m <sup>2</sup> )	TBD	TBD	TBD
	Heat generation - Max(BTU/SF)	TBD	TBD	TBD
	Heat generation - Average (BTU/SF)	TBD	TBD	TBD
	Refresh rate	TBD	TBD	TBD
	Operation Conditions	Working Temperature	0°C~40°C (32°F to 104°F)	0°C~40°C (32°F to 104°F)
IP Rating		IP20	IP20	IP20
LED Lifetime		100,000 hours	100,000 hours	100,000 hours
Certification	Certification	EMC Class A, Safety 60950	EMC Class A, Safety 60950	EMC Class A, Safety 60950
Test	Earthquake Test	gr-63-core 5.4.1 earthquake test zone 4 level	gr-63-core 5.4.1 earthquake test zone 4 level	gr-63-core 5.4.1 earthquake test zone 4 level
Service	Service	Front Service and/or Rear Service	Front Service and/or Rear Service	Front Service and/or Rear Service
Package	Box Dimension (LxHxD)	TBD	TBD	TBD
	Box Volume (m <sup>3</sup> )	TBD	TBD	TBD
	Package Weight	TBD	TBD	TBD

# LED-INDOOR



## EXCELLENT PICTURE QUALITY

Crisp and clear video content with high refresh rate and superior contrast



## TWO-STEP CALIBRATION

Consistent and accurate color presentation through specialized two-step tuning




## CUSTOMIZABLE DESIGN

Engineered to meet specific customer needs



## END-TO-END PROJECT MANAGEMENT

Centralized customer support for every stage of implementation



## PROACTIVE MAINTENANCE


Detect and prevent potential performance errors to ensure continuous performance.

# SPECIFICATIONS | LED - INDOOR

SERIES	IPS030	IPS040	IPS059	IPS060	IPS080	IPS100	IPS110	IPS120	IPS160	
Physical Parameter	Pixel Pitch	3.175mm (.125") centers	4.1275mm (.1625") centers	5.9944mm (.236") centers	6.35mm (.25") centers	8.255mm (.325") centers	10.32mm (.400") centers	10.16mm (.400") centers	12.7mm (.5") centers	16.51mm (.65") centers
	Pixel Configuration	1 Red, 1 Green, 1 Blue	1 Red, 1 Green, 1 Blue	1 Red, 1 Green, 1 Blue	1 Red, 1 Green, 1 Blue	1 Red, 1 Green, 1 Blue	1 Red, 1 Green, 1 Blue	1 Red, 1 Green, 1 Blue	1 Red, 1 Green, 1 Blue	1 Red, 1 Green, 1 Blue
	Pixel Density	99,200 m <sup>2</sup> / 9,216 ft <sup>2</sup>	58,698 m <sup>2</sup> / 5,453 ft <sup>2</sup>	27,830 m <sup>2</sup> / 2,586 ft <sup>2</sup>	24,800 m <sup>2</sup> / 2,304 ft <sup>2</sup>	14,675 m <sup>2</sup> / 1,363 ft <sup>2</sup>	9,688 m <sup>2</sup> / 900 ft <sup>2</sup>	9,688 m <sup>2</sup> / 900 ft <sup>2</sup>	6,200 m <sup>2</sup> / 576 ft <sup>2</sup>	3,669 m <sup>2</sup> / 341 ft <sup>2</sup>
	Diode Density	297,600 m <sup>2</sup> / 27,648 ft <sup>2</sup>	176,094 m <sup>2</sup> / 16,359 ft <sup>2</sup>	83,490 m <sup>2</sup> / 7,758 ft <sup>2</sup>	74,400 m <sup>2</sup> / 6,912 ft <sup>2</sup>	44,025 m <sup>2</sup> / 4,089 ft <sup>2</sup>	29,064 m <sup>2</sup> / 2,700 ft <sup>2</sup>	29,064 m <sup>2</sup> / 2,700 ft <sup>2</sup>	18,600 m <sup>2</sup> / 1,728 ft <sup>2</sup>	11,007 m <sup>2</sup> / 1,023 ft <sup>2</sup>
	Module Configuration (LxH)	64x72 pixels	64x72 pixels	32x36 pixels	32x36 pixels	32x36 pixels	32x16 pixels	16x16 pixels	16x16 pixels	16x16 pixels
	Diode Type	Surface Mount Device (SMD)	Surface Mount Device (SMD)	Surface Mount Device (SMD)	Surface Mount Device (SMD)	Surface Mount Device (SMD)	Surface Mount Device (SMD)	Surface Mount Device (SMD)	Surface Mount Device (SMD)	Surface Mount Device (SMD)
	Dimensions (LxH) (per module)	203x229 mm	264x297 mm	192x216 mm	203x229 mm	264x297 mm	330x165 mm	165x165 mm	203x203 mm	264x264 mm
	Weight (per module)	0.34kg	0.52kg	0.31kg	0.32kg	0.50kg	0.27kg	0.27kg	0.27kg	0.44kg
	Cabinet Construction	All aluminum construction	All aluminum construction	All aluminum construction	All aluminum construction	All aluminum construction	All aluminum construction	All aluminum construction	All aluminum construction	All aluminum construction
Optical Parameter	Brightness	2,000 nit	2,000 nit	2,000 nit	2,000 nit	2,000 nit	2,000 nit	2,000 nit	2,000 nit	2,000 nit
	Contrast Ratio	6,000:1	15,000:1	11,000:1	11,500:1	8,000:1	8,000:1	19,000:1	13,000:1	13,000:1
	Viewing angle - Horizontal	160° (+/- 80°)	160° (+/- 80°)	160° (+/- 80°)	160° (+/- 80°)	160° (+/- 80°)	160° (+/- 80°)	160° (+/- 80°)	160° (+/- 80°)	160° (+/- 80°)
	Viewing angle - Vertical	160° (+/- 80°)	160° (+/- 80°)	160° (+/- 80°)	160° (+/- 80°)	160° (+/- 80°)	160° (+/- 80°)	160° (+/- 80°)	160° (+/- 80°)	160° (+/- 80°)
	Number of colors	281 trillion colors	281 trillion colors	281 trillion colors	281 trillion colors	281 trillion colors	281 trillion colors	281 trillion colors	281 trillion colors	281 trillion colors
	Gray Scale Intensity	65,536 levels of red, green, and blue	65,536 levels of red, green, and blue	65,536 levels of red, green, and blue	65,536 levels of red, green, and blue	65,536 levels of red, green, and blue	65,536 levels of red, green, and blue	65,536 levels of red, green, and blue	65,536 levels of red, green, and blue	65,536 levels of red, green, and blue
	Color temperature - Default	6,500K	6,500K	6,500K	6,500K	6,500K	6,500K	6,500K	6,500K	6,500K
	Color temperature - Adjustable	4,500 - 9,000K	4,500 - 9,000K	4,500 - 9,000K	4,500 - 9,000K	4,500 - 9,000K	4,500 - 9,000K	4,500 - 9,000K	4,500 - 9,000K	4,500 - 9,000K
	Input Power Range	120/240 volts, 50/60 Hz	120/240 volts, 50/60 Hz	120/240 volts, 50/60 Hz	120/240 volts, 50/60 Hz	120/240 volts, 50/60 Hz	120/240 volts, 50/60 Hz	120/240 volts, 50/60 Hz	120/240 volts, 50/60 Hz	120/240 volts, 50/60 Hz
Electrical Parameter	Power consumption - Max	892.8 (W/m <sup>2</sup> ) / 82.9 (W/ft <sup>2</sup> )	528.3 (W/m <sup>2</sup> ) / 49.1 (W/ft <sup>2</sup> )	571 (W/m <sup>2</sup> ) / 53 (W/ft <sup>2</sup> )	570 (W/m <sup>2</sup> ) / 53 (W/ft <sup>2</sup> )	543 (W/m <sup>2</sup> ) / 50.4 (W/ft <sup>2</sup> )	494 (W/m <sup>2</sup> ) / 45.9 (W/ft <sup>2</sup> )	494 (W/m <sup>2</sup> ) / 45.9 (W/ft <sup>2</sup> )	490 (W/m <sup>2</sup> ) / 45.5 (W/ft <sup>2</sup> )	474 (W/m <sup>2</sup> ) / 44.1 (W/ft <sup>2</sup> )
	Power consumption - Typical	223.2 (W/m <sup>2</sup> ) / 20.7 (W/ft <sup>2</sup> )	132 (W/m <sup>2</sup> ) / 12.3 (W/ft <sup>2</sup> )	133 (W/m <sup>2</sup> ) / 13.2 (W/ft <sup>2</sup> )	142 (W/m <sup>2</sup> ) / 13.2 (W/ft <sup>2</sup> )	190 (W/m <sup>2</sup> ) / 17.5 (W/ft <sup>2</sup> )	123.5 (W/m <sup>2</sup> ) / 11.5 (W/ft <sup>2</sup> )	123.5 (W/m <sup>2</sup> ) / 11.5 (W/ft <sup>2</sup> )	143 (W/m <sup>2</sup> ) / 13.2 (W/ft <sup>2</sup> )	142 (W/m <sup>2</sup> ) / 13.2 (W/ft <sup>2</sup> )
	Refresh rate	10,500hz	10,500hz	49,920hz	10,500hz	49,920hz	49,920hz	49,920hz	49,920hz	49,920hz
Operation Conditions	Working Temperature	-32°C to 55°C (-30°F to 131°F)	-32°C to 55°C (-30°F to 131°F)	-32°C to 55°C (-30°F to 131°F)	-32°C to 55°C (-30°F to 131°F)	-32°C to 55°C (-30°F to 131°F)	-32°C to 55°C (-30°F to 131°F)	-32°C to 55°C (-30°F to 131°F)	-32°C to 55°C (-30°F to 131°F)	-32°C to 55°C (-30°F to 131°F)
	Cooling	Quiet running vent fans	Quiet running vent fans	Quiet running vent fans	Quiet running vent fans	Quiet running vent fans	Quiet running vent fans	Quiet running vent fans	Quiet running vent fans	Quiet running vent fans
	IP Rating	IP50	IP50	IP50	IP50	IP50	IP50	IP50	IP50	IP50
Certification	Certification	CE, UL / ULC listed	CE, UL / ULC listed	CE, UL / ULC listed	CE, UL / ULC listed	CE, UL / ULC listed	CE, UL / ULC listed	CE, UL / ULC listed	CE, UL / ULC listed	CE, UL / ULC listed
	Service	Front Service and/or Rear Service	Front Service and/or Rear Service	Front Service and/or Rear Service	Front Service and/or Rear Service	Front Service and/or Rear Service	Front Service and/or Rear Service	Front Service and/or Rear Service	Front Service and/or Rear Service	Front Service and/or Rear Service

SERIES	IPE030	IPE040	IPE060	
Physical Parameter	Pixel Pitch	3.175mm (.125") centers	4.1275mm (.1625") centers	6.35mm (.25") centers
	Pixel Configuration	1 Red, 1 Green, 1 Blue	1 Red, 1 Green, 1 Blue	1 Red, 1 Green, 1 Blue
	Pixel Density	99,200 m <sup>2</sup> / 9,216 ft <sup>2</sup>	58,698 m <sup>2</sup> / 5,453 ft <sup>2</sup>	24,800 m <sup>2</sup> / 2,304 ft <sup>2</sup>
	Diode Density	297,600 m <sup>2</sup> / 27,648 ft <sup>2</sup>	176,094 m <sup>2</sup> / 16,359 ft <sup>2</sup>	74,400 m <sup>2</sup> / 6,912 ft <sup>2</sup>
	Module Configuration (LxH)	64x72 pixels	64x72 pixels	32x36 pixels
	Diode Type	Surface Mount Device (SMD)	Surface Mount Device (SMD)	Surface Mount Device (SMD)
	Dimensions (LxH) (per module)	203x229 mm	264x297 mm	203x229 mm
	Weight (per module)	0.34kg	0.52kg	0.32kg
	Cabinet Construction	All aluminum construction	All aluminum construction	All aluminum construction
Optical Parameter	Brightness	2,000 nit	1,800 nit	1,400 nit
	Contrast Ratio	6,000:1	13,500:1	8,000:1
	Viewing angle - Horizontal	160° (+/- 80°)	160° (+/- 80°)	160° (+/- 80°)
	Viewing angle - Vertical	160° (+/- 80°)	160° (+/- 80°)	160° (+/- 80°)
	Number of colors	281 trillion colors	281 trillion colors	281 trillion colors
	Gray Scale Intensity	65,536 levels of red, green, and blue	65,536 levels of red, green, and blue	65,536 levels of red, green, and blue
	Color temperature - Default	6,500K	6,500K	6,500K
	Color temperature - Adjustable	4,500 - 9,000K	4,500 - 9,000K	4,500 - 9,000K
	Input Power Range	120/240 volts, 50/60 Hz	120/240 volts, 50/60 Hz	120/240 volts, 50/60 Hz
Electrical Parameter	Power consumption - Max	892.8 (W/m <sup>2</sup> ) / 82.9 (W/ft <sup>2</sup> )	660.4 (W/m <sup>2</sup> ) / 61.3 (W/ft <sup>2</sup> )	644 (W/m <sup>2</sup> ) / 59.8 (W/ft <sup>2</sup> )
	Power consumption - Typical	223.2 (W/m <sup>2</sup> ) / 20.7 (W/ft <sup>2</sup> )	165 (W/m <sup>2</sup> ) / 15.3 (W/ft <sup>2</sup> )	161 (W/m <sup>2</sup> ) / 14.9 (W/ft <sup>2</sup> )
	Refresh rate	10,500hz	10,500hz	10,500hz
Operation Conditions	Working Temperature	-32°C to 55°C (-30°F to 131°F)	-32°C to 55°C (-30°F to 131°F)	-32°C to 55°C (-30°F to 131°F)
	Cooling	Quiet running vent fans	Quiet running vent fans	Quiet running vent fans
	IP Rating	IP50	IP50	IP50
Certification	Certification	CE, UL / ULC listed	CE, UL / ULC listed	CE, UL / ULC listed
	Service	Front Service and/or Rear Service	Front Service and/or Rear Service	Front Service and/or Rear Service

# LED-OUTDOOR



## CUSTOM LED (XPS)

Customizable Design  
Ultra-High Refresh Rate  
Cabinet Design Deters Light Interference  
Two-Step Pixel-by-Pixel Calibration



## LED IN A BOX (XB)

All-In-One Signage Package  
Uni-Body Aluminum Cabinet  
Banner Content Management Solution  
Easy way to Create, Schedule and Monitor Content



## SPORT PERIMETER (XR100F)

High Brightness & Refresh Rate  
Wide Viewing Angle  
Top Protection Cushion  
Soft Rubber Mask for Safety



### A VERSATILE OUTDOOR SOLUTION

Accommodates the demands of any outdoor environment and customer base



### HIGH BRIGHTNESS

Engage viewers with excellent content visibility



### UNWAVERING RELIABILITY

Environmentally tested to ensure long-lasting performance

# SPECIFICATIONS | LED-OUTDOOR

SERIES	XPS060	XPS080	XPS100	XPS110	XPS120	XPS150	XPS160	XPS200	XPS250		
Physical Parameter	Pixel Pitch	6.35mm (.25") centers	8.255mm (.325") centers	10.32mm (.40625") centers	10.32mm (.40625") centers	12.7mm (.5") centers	16.5mm (.65") centers	16.5mm (.65") centers	20.6mm (.8125") centers	25.4mm (1.0") centers	
	Pixel Configuration	1 Red, 1 Green, 1 Blue	1 Red, 1 Green, 1 Blue	1 Red, 1 Green, 1 Blue	1 Red, 1 Green, 1 Blue	1 Red, 1 Green, 1 Blue	1 Red, 1 Green, 1 Blue	1 Red, 1 Green, 1 Blue	1 Red, 1 Green, 1 Blue	1 Red, 1 Green, 1 Blue	
	Pixel Density	24,800 m <sup>2</sup> / 2,313 ft <sup>2</sup>	14,675 m <sup>2</sup> / 1,363 ft <sup>2</sup>	9,392 m <sup>2</sup> / 876 ft <sup>2</sup>	9,392 m <sup>2</sup> / 876 ft <sup>2</sup>	6,200 m <sup>2</sup> / 576 ft <sup>2</sup>	3,669 m <sup>2</sup> / 344 ft <sup>2</sup>	3,669 m <sup>2</sup> / 344 ft <sup>2</sup>	2,350 m <sup>2</sup> / 218 ft <sup>2</sup>	1,550 m <sup>2</sup> / 144 ft <sup>2</sup>	
	Diode Density	74,400 m <sup>2</sup> / 6,939 ft <sup>2</sup>	44,025 m <sup>2</sup> / 4,089 ft <sup>2</sup>	28,176 m <sup>2</sup> / 2,628 ft <sup>2</sup>	28,176 m <sup>2</sup> / 2,628 ft <sup>2</sup>	18,600 m <sup>2</sup> / 1,728 ft <sup>2</sup>	11,007 m <sup>2</sup> / 1,032 ft <sup>2</sup>	11,007 m <sup>2</sup> / 1,032 ft <sup>2</sup>	7,050 m <sup>2</sup> / 654 ft <sup>2</sup>	4,652 m <sup>2</sup> / 432 ft <sup>2</sup>	
	Module Configuration (LxH)	32x32 pixels	32x36 pixels	32x16 pixels	16x16 pixels	16x16 pixels	16x16 pixels	16x16 pixels	16x8 pixels	16x8 pixels	
	Diode Type	Surface Mount Device (SMD)	Surface Mount Device (SMD)	Surface Mount Device (SMD)	Surface Mount Device (SMD)	Surface Mount Device (SMD)	Surface Mount Device (SMD)	Discrete lamp	Discrete lamp	Discrete lamp	
	Dimensions (LxH) (per module)	203x203 mm	264x297 mm	330x165 mm	165x165 mm	203x203 mm	264x264 mm	264x264 mm	330x165 mm	406x203 mm	
	Weight (per module)	0.54kg	1.0kg	0.69kg	0.69kg	0.61kg	0.95kg	1.16kg	0.95kg	1.38kg	
	Cabinet Construction	All aluminum construction	All aluminum construction	All aluminum construction	All aluminum construction	All aluminum construction	All aluminum construction	All aluminum construction	All aluminum construction	All aluminum construction	
	Optical Parameter	Brightness	9,000 nit	9,000 nit	9,000 nit	9,000 nit	9,000 nit	7,500 nit	9,000 nit	9,000 nit	7,500 nit
Contrast Ratio		11,000:1	11,000:1	13,000:1	13,000:1	18,000:1	21,000:1	11,000:1	12,000:1	12,000:1	
Viewing angle - Horizontal		160° (+/- 80°)	160° (+/- 80°)	160° (+/- 80°)	160° (+/- 80°)	160° (+/- 80°)	160° (+/- 80°)	160° (+/- 80°)	160° (+/- 80°)	160° (+/- 80°)	
Viewing angle - Vertical		95° (+40/- 55°)	101° (+38.5/- 62.5°)	65° (+15/- 50°)	65° (+15/- 50°)	72° (+16°/- 56°)	75° (+17°/- 52°)	77° (+25°/- 52°)	59° (+17°/- 42°)	76° (+23°/- 53°)	
Number of colors		281 trillion colors	281 trillion colors	281 trillion colors	281 trillion colors	281 trillion colors	281 trillion colors	281 trillion colors	281 trillion colors	281 trillion colors	
Gray Scale Intensity		65,536 levels of red, green, and blue	65,536 levels of red, green, and blue	65,536 levels of red, green, and blue	65,536 levels of red, green, and blue	65,536 levels of red, green, and blue	65,536 levels of red, green, and blue	65,536 levels of red, green, and blue	65,536 levels of red, green, and blue	65,536 levels of red, green, and blue	
Color temperature - Default		6,500K	6,500K	6,500K	6,500K	6,500K	6,500K	6,500K	6,500K	6,500K	
Color temperature - Adjustable		4,500 - 9,000K	4,500 - 9,000K	4,500 - 9,000K	4,500 - 9,000K	4,500 - 9,000K	4,500 - 9,000K	4,500 - 9,000K	4,500 - 9,000K	4,500 - 9,000K	
Electrical Parameter		Input Power Range	120/240 volts, 50/60 Hz	120/240 volts, 50/60 Hz	120/240 volts, 50/60 Hz	120/240 volts, 50/60 Hz	120/240 volts, 50/60 Hz	120/240 volts, 50/60 Hz	120/240 volts, 50/60 Hz	120/240 volts, 50/60 Hz	120/240 volts, 50/60 Hz
		Power consumption - Max	992 (W/m <sup>2</sup> ) / 92.5 (W/ft <sup>2</sup> )	704 (W/m <sup>2</sup> ) / 65 (W/ft <sup>2</sup> )	714 (W/m <sup>2</sup> ) / 66 (W/ft <sup>2</sup> )	714 (W/m <sup>2</sup> ) / 66 (W/ft <sup>2</sup> )	806 (W/m <sup>2</sup> ) / 74.9 (W/ft <sup>2</sup> )	624 (W/m <sup>2</sup> ) / 58.5 (W/ft <sup>2</sup> )	348 (W/m <sup>2</sup> ) / 32.7 (W/ft <sup>2</sup> )	329 (W/m <sup>2</sup> ) / 30.5 (W/ft <sup>2</sup> )	318 (W/m <sup>2</sup> ) / 29.5 (W/ft <sup>2</sup> )
	Power consumption - Typical	248 (W/m <sup>2</sup> ) / 23.1 (W/ft <sup>2</sup> )	176 (W/m <sup>2</sup> ) / 16.4 (W/ft <sup>2</sup> )	179 (W/m <sup>2</sup> ) / 16.6 (W/ft <sup>2</sup> )	179 (W/m <sup>2</sup> ) / 16.6 (W/ft <sup>2</sup> )	202 (W/m <sup>2</sup> ) / 18.7 (W/ft <sup>2</sup> )	156 (W/m <sup>2</sup> ) / 14.6 (W/ft <sup>2</sup> )	183 (W/m <sup>2</sup> ) / 17.2 (W/ft <sup>2</sup> )	169 (W/m <sup>2</sup> ) / 15.7 (W/ft <sup>2</sup> )	169 (W/m <sup>2</sup> ) / 15.7 (W/ft <sup>2</sup> )	
	Refresh rate	49,920hz	49,920hz	49,920hz	49,920hz	49,920hz	49,920hz	24,960hz	49,920hz	24,960hz	
Operation Conditions	Working Temperature	-40°C to 55°C (-40°F to 131°F)	-40°C to 55°C (-40°F to 131°F)	-40°C to 55°C (-40°F to 131°F)	-40°C to 55°C (-40°F to 131°F)	-40°C to 55°C (-40°F to 131°F)	-40°C to 55°C (-40°F to 131°F)	-40°C to 55°C (-40°F to 131°F)	-40°C to 55°C (-40°F to 131°F)	-40°C to 55°C (-40°F to 131°F)	
	Cooling	Quiet running vent fans	Quiet running vent fans	Quiet running vent fans	Quiet running vent fans	Quiet running vent fans	Quiet running vent fans	Quiet running vent fans	Quiet running vent fans	Quiet running vent fans	
	IP Rating	IP54	IP54	IP54	IP54	IP54	IP54	IP54	IP54	IP54	
Certification	LED Lifetime	100,000 hours	100,000 hours	100,000 hours	100,000 hours	100,000 hours	100,000 hours	100,000 hours	100,000 hours	100,000 hours	
	Certification	CE, UL / ULC listed	CE, UL / ULC listed	CE, UL / ULC listed	CE, UL / ULC listed	CE, UL / ULC listed	CE, UL / ULC listed	CE, UL / ULC listed	CE, UL / ULC listed	CE, UL / ULC listed	
Service	Service	Front Service and/or Rear Service	Front Service and/or Rear Service	Front Service and/or Rear Service	Front Service and/or Rear Service	Front Service and/or Rear Service	Front Service and/or Rear Service	Front Service and/or Rear Service	Front Service and/or Rear Service		

SERIES	XR100F		
Physical Parameter	Pixel Pitch	10.0 mm	
	Pixel Configuration	1 Red, 1 Green, 1 Blue	
	Pixel Density	10,000 m <sup>2</sup> / 929 ft <sup>2</sup>	
	Diode Density	30,000 m <sup>2</sup> / 2,787 ft <sup>2</sup>	
	Cabinet Configuration (LxH)	128 x 96 pixels	
	Diode Type	SMD3535	
	Dimensions (LxH)	1280x960x160 (per cabinet)	
	Weight	54.5kg (per cabinet)	
	Cabinet Construction	Aluminum	
	Optical Parameter	Brightness (after Cal.)	6,750 nit
Contrast Ratio		3,000:1	
Viewing angle - Horizontal		150°	
Viewing angle - Vertical		110°	
Number of colors		4.4 trillion colors	
Gray Scale Intensity (Bit-depth)		14bit	
Color temperature - Default		6,500K	
Color temperature - Adjustable		2800 - 16000K	
Electrical Parameter		Input Power Range	100-240 VAC, 50/60 Hz
		Power consumption - Max	750 (W/m <sup>2</sup> ) / 70 (W/ft <sup>2</sup> )
	Power consumption - Typical	263 (W/m <sup>2</sup> ) / 24.4 (W/ft <sup>2</sup> )	
	Refresh rate	3,268hz	
Operation Conditions	Working Temperature	-30°C to 60°C (-22°F to 140°F)	
	Cooling	Self (+Cab be Changed to Fan)	
	IP Rating	IP65 front/IP55 rear	
	LED Lifetime	50,000 hours	
Certification	Certification	TBD	
Service	Service	Rear Service	



## OUTDOOR

# Boundless Communication. On Display.

Empower end-to-end outdoor interaction through an all-encompassing signage alternative

While outdoor environments offer unprecedented opportunities for businesses to expand messaging and interact with target audiences, they require versatile displays resistant to weather and vandalism – among other factors – to make this communication possible.

Samsung's outdoor signage helps businesses overcome these interaction obstacles and improve critical engagement. An IP56-certified weather-proof design maintains content visibility in all conditions. The powerful, all-in-one Samsung SMART Signage Platform similarly reduces implementation hassle and minimizes cabling needs by integrating critical media player and power box components.

Samsung's Outdoor SMART Signage –  
Enabling continuous communication at any time and location.



# OUTDOOR



## OHF (OUTDOOR)

- All-Encompassing Design
- Ultra Slim Depth
- 5mm Tempered Magic Glass (IK10)
- IP56 Ingress Protection



## OMF (SEMI-OUTDOOR)

- Window and Kit Types
- Ultra Slim Depth
- Wireless Management
- Noiseless Solution



### HIGH BRIGHTNESS

Deliver content that pops through amplified visual detail



### ALL-IN-ONE CONFIGURATION

Embedded power box simplifies installation and maintenance



### CONTINUOUS VISIBILITY

Reinforced design accommodates polarized sunglasses without interference



### SSSP 4.0

Deliver content more efficiently through powerful, integrated Tizen operating system

## SPECIFICATIONS | OUTDOOR

SERIES	OUTDOOR			SEMI-OUTDOOR	
	OHF			OMF-W	OMF-K
Size	46"/55"	75"	85"	46"/55"	46"/55"
Resolution	1920x1080 (16:9)	1920x1080 (16:9)	3840x2160 (16:9)	1920x1080 (16:9)	1920x1080 (16:9)
Brightness(Typ.)	2,500 cd/m <sup>2</sup>	2,500 cd/m <sup>2</sup>	2,500 cd/m <sup>2</sup>	2,500 cd/m <sup>2</sup>	2,500 cd/m <sup>2</sup>
Contrast Ratio	5,000:1		3000:1	5,000:1	
Viewing Angle(H/V)	178/178	178/178	178/178	178/178	178/178
Response Time (G-to-G)	6ms	6ms	8ms	6ms	6ms
Display Colors	8 bit - 16.7M	8 bit - 16.7M	8 bit - 16.7M	8 bit - 16.7M	8 bit - 16.7M
Color Gamut	72%	72%	72%	72%	72%
Operation Hour	24/7	24/7	24/7	24/7	24/7
Input	RGB	No		Display Port 1.2	
	VIDEO	HDMI 1.4 (2), HDBaseT(LAN Common)		HDMI 1.4 (2) @UHD 30Hz, HDBaseT	
	HDCP	HDCP 2.2		HDCP 1.4	
	USB	USB 2.0		USB 2.0	
Output	RGB	No		DP1.2	
	AUDIO	Stereo Mini Jack		Stereo Mini Jack	
External Control	RS232C (In/Out), RJ45(In/Out), HDBaseT			RS232C (In/Out), RJ45(In/Out), HDBaseT	
External Sensor	No			Detachable Type (IR, Ambient)	
Power Type	Internal			Internal	
Power Supply	AC 100 - 240 V~ (+/- 10 %), 50/60 Hz			AC 100 - 240 V~ (+/- 10 %), 50/60 Hz	
Protection Glass	Yes (5T Tempered Glass)			No	
Bezel Width (mm)	24.9mm	59.8 mm	62 mm	24.6 mm	14.5 mm
Operating Temperature	-30°C~ 50°C			-30°C~ 50°C	
Humidity	10~80%			10~80%	
Feature	Highlight	Outdoor Signage with Built-in MagicInfo Player S4, SSSP 4.0		Semi-Outdoor (Window/Kit types) with Built-in MagicInfo Player S4, SSSP 4.0	
	H/W	Power-box Integrated, WiFi(Back side usage only)	Heat Exchanger, IP56 Certified		WiFi(Back side usage only), Polarized Sun Glasses Viewable in any direction, HD Base T for Long Distance Installalling, Portrait /Landscape Installation Support, Lamp Error Detection, Auto Brightness Control with Ambient Brightness Sensor, Temperature Sensor, RJ45 MDC, Clock Battery(80hrs Clock Keeping)
		IP56 Certified for Simple Enclosure Outdoor, Protection Glass(IK-10 Level, Anti Graffiti, Infrared Reduce), Polarized Sun Glasses Viewable in any direction, HD Base T for Long Distance Installalling, Portrait /Landscape Installation Support, Lamp Error Detection, Auto Brightness Control with Ambient Brightness Sensor, Temperature Sensor, RJ45 MDC, Auto Source Switching & Recovery, Clock Battery(80hrs Clock Keeping), Kensington Lock			
S/W	RJ45 MDC, Auto Source Switching & Recovery		RJ45 MDC, Auto Source Switching & Recovery		



## VIDEO WALL

# Bigger Vision. On Display.

Deliver a viewing experience that resonates through vivid large-format video wall content

As businesses upgrade their outdated static and analog signage, video walls have emerged as a bigger and better avenue to bring business visions to life.

Samsung's video walls elevate the conventional viewing experience in any business setting through a superior large-format content presentation. Advanced calibration and superior panel technology ensure content is delivered to widespread audiences clearly and with accurate color representation. A slim, narrow-bezel design additionally expands the viewing screen while supporting a range of static and animated content formats.

Samsung's Video Walls –  
Differentiating the consumer experience through enhanced large-screen content sharing.

# VIDEO WALL



## UDE-A

Specialized Daisy Chain  
Ultra Narrow Bezel  
Slim & Light Design



## UDE-B

Powerful and Versatile  
Ultra Narrow Bezel  
Light Weight



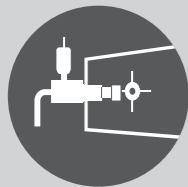
## UHF-E

Premium Video Wall  
The World's Thinnest Bezel (1.7mm)  
Enhanced 4K Picture Image



## UHF5

Ultra Compact Design  
Thin Depth  
Super Narrow Bezel  
ADA Compliant



### ADVANCED FACTORY CALIBRATION

Achieve color and  
brightness uniformity  
at faster speed



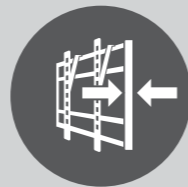
### UHD PICTURE QUALITY

Deliver an enthralling  
and cinematic visual  
experience



### NON-GLARE PANEL

Produce a clear  
image under  
ambient light



### SLIM DESIGN WALL- MOUNT

Easily stabilize  
video walls in any  
configuration

## SPECIFICATIONS | VIDEO WALL

SERIES		UHF-E	UDE-A	UDE-B	UHF5
Size		55"	46", 55"	46"/55"	46"
Resolution		1920x1080	1920x1080	1920x1080	1920x1080
Brightness		Max 700 cd/m <sup>2</sup>	Max 700 cd/m <sup>2</sup>	Max 500 cd/m <sup>2</sup>	Max 700 cd/m <sup>2</sup>
Contrast Ratio		4000:1	4000:1	3500:1	4000:1
Viewing Angle(H/V)		178/178			
Response Time (G-to-G)		8ms			
Display Colors		8 bit - 16.7M			
Color Gamut		72%			
Operation Hour		24/7			
Haze		25% (Outer Haze 23%)		44% (Outer Haze 11%)	25% (Outer Haze 23%)
Input	RGB	Analog D-SUB, DVI-D, Display Port 1.2			DVI-D, Display Port 1.2
	VIDEO	HDMI 2.0 (2)			
	HDCP	HDCP 2.2			
	AUDIO	Stereo mini Jack			
	USB	Only F/W upgrade			
Output	RGB	DP1.2(Loop-out)			
	AUDIO	Stereo mini Jack			
External Control		RS232C(in/out), RJ45			
External Sensor		Detachable type(IR, Ambient)		Detachable type(IR)	
Power Type		Internal			
Power Supply		AC 100 - 240 V~ (+/- 10 %), 50/60 Hz			
VESA Mount		600x400 (mm)	600x400 (mm)	600x400 (mm)	400x400 (mm)
Bezel Width (mm)		1.15mm(U/L), 0.55mm(R/B)	2.3mm(U/L), 1.2mm(R/B)	2.3mm(U/L), 1.2mm(R/B)	3.4mm(U/L), 2.0mm(R/B)
Media Player		SBB(Slide In) Signage player box	SBB(Slide In) Signage player box	SBB(Slide In), Signage player box	SBB, Signage player box
Operating Temperature		0°C~40°C	0°C~40°C	0°C~40°C	0°C~40°C
Humidity		10~80%	10~80%	10~80%	10~80%
Feature	Highlight	Premium video wall solution with the world's thinnest bezel design, enhanced 4K picture quality	Specialized daisy chained video wall solution with ultra narrow bezel and light design for UHD content display	Affordable, powerful and versatile video wall solution with ultra narrow bezel for various business needs	Thinnest depth, super narrow bezel and light weight video wall solution that meets the ADA regulations
	H/W	Temperature Sensor, Pivot Display, Image Rotation, Video Wall(15x15(OSD)), Button Lock, Clock Battery(80hrs Clock Keeping)			
	S/W	ACM Support(Advanced Color Management), Auto Source Switching & Recovery, RS232C/RJ45 MDC, Plug and Play (DDC2B), Video Wall Daisy Chain(10x10), DP1.2 Digital Daisy Chain(Supporting UHD Resolution, HDCP support), Smart F/W update			



E-BOARD

# Idea Sharing. On Display.

Inspire more productive meetings through seamless collaboration and interactive knowledge sharing

To ensure deep message resonance, today's meeting and class rooms require versatile, easy-to-adopt technologies more capable than their long-trusted analog boards and projectors.

Samsung's all-in-one e-Boards transform business and education venues into collaborative idea sharing environments. Easy to install and maintain, these interactive displays alleviate the operational frustrations and high costs often associated with outdated in-room technologies. Through intuitive touch-screen interaction and single-source content sharing, meeting leaders and participants can enjoy more meaningful and convenient discussion.

Samsung's e-Boards –  
Driving more interactive, collaborative and productive meetings.

# E-BOARD

## SPECIFICATIONS | E-BOARD



### DME-BR

Infrared Touch  
Simplified Connectivity  
Intuitive Hand Touch/Drawing



### DME-BC

Capacitive Touch  
Borderless Slim Design  
10 Point Touch/Drawing  
Sunlight/Dust Resistant



#### SPECIALIZED TOUCH TECHNOLOGY

Customized for unique collaboration needs



#### ALL-IN-ONE SOLUTION

Streamline meetings through touch-screen displays and integrated content management tools



#### VERSATILE CONNECTIVITY

Seamless auto-switching between touch-screen and external sources

SERIES	DME-BR			DME-BC
Size	65"	75"	82"	65"
Brightness(Typ.)	380nit (with touch glass)	380nit (with touch glass)	430nit (with touch glass)	380nit (with touch glass)
Contrast Ratio(Typ.)	4000:1	5000:1	5000:1	4000:1
Viewing Angle(H/V)	178:178	178:178	178:178	178:178
Response Time (G-to-G)	6ms	4ms	8ms	6ms
Display Colors	10bit Dithering - 1.07Billion	10bit Dithering - 1.07Billion	10bit Dithering - 1.07Billion	10bit Dithering - 1.07Billion
Color Gamut	72%	72%	68%	72%
Operation Hour	24/7	24/7	24/7	24/7
Haze	2%	2%	2%	2% (Panel), 15% (Glass)
Speaker Type	Built in Speaker (10W + 10W)	Built in Speaker (10W + 10W)	Built in Speaker (10W + 10W)	Built in Speaker (10W + 10W)
Input	RGB	Analog D-SUB, DVI-D, Display Port 1.2	Analog D-SUB, DVI-D, Display Port 1.2	Analog D-SUB, DVI-D, Display Port 1.2
	VIDEO	Rear: HDMI 1.4 (2) / HDCP 1.4 Front Connectivity Box: HDMI 1.4 Component (CVBS Common)	Rear: HDMI 1.4 (2) / HDCP 1.4 Front Tray Box: HDMI 1.4 Component (CVBS Common)	Rear: HDMI 1.4 (2) / HDCP 1.4 Front Tray Box: HDMI 1.4 Component (CVBS Common)
	HDCP	HDCP 1.4	HDCP 1.4	HDCP 1.4
	AUDIO	Stereo mini Jack	Stereo mini Jack	Stereo mini Jack
	USB	Rear: USB 2.0 X 1, Touch in X 1, Front Tray Box: USB 2.0 X 2, Touch out (USB Upstream)	Rear: USB 2.0 X 1, Touch in X 1, Front Tray Box: USB 2.0 X 2, Touch out (USB Upstream)	Rear: USB 2.0 X 1, Touch in X 1, Front Tray Box: USB 2.0 X 2, Touch out (USB Upstream)
Output	AUDIO	Stereo mini Jack	Stereo mini Jack	Stereo mini Jack
External Control	RS232C(in/out) thru stereo jack, RJ45	RS232C(in/out) thru stereo jack, RJ45	RS232C(in/out) thru stereo jack, RJ45	RS232C(in/out) thru stereo jack, RJ45
External Sensor	IR, Ambient Light	IR, Ambient Light	IR, Ambient Light	IR, Ambient Light
Power Type	Internal	Internal	Internal	Internal
Power Supply	AC 100 - 240 V~ (+/- 10%), 50/60 Hz	AC 100 - 240 V~ (+/- 10%), 50/60 Hz	AC 100 - 240 V~ (+/- 10%), 50/60 Hz	AC 100 - 240 V~ (+/- 10%), 50/60 Hz
Dimension (mm)	Set	1535.3 x 910.4 x 76.6	1756.1 X 1034.1 X 74.1 (handle 109.1)	1911.8 X 1121.7 X 140 (178 Handle)
	Package	1665 X 1040 X 250	1895 x 1122 x 301	2069 X 1280 X 513
Weight (kg)	Set	46.1	59	78.2
	Package	54.1	69	94.6
VESA Mount	400x400 (mm)	400x400 (mm)	600x400 (mm)	400x400 (mm)
Stand Type	Foot Stand (Optional)	Foot Stand (Optional)	Foot Stand (Optional)	Foot Stand (Optional)
Bezel Width (mm)	39.9	39.9	39.9	27.0(U) / 27.8(LR) / 32.4(D)
Operating Temperature	0°C~ 40°C	0°C~ 40°C	0°C~ 40°C	0°C~ 40°C
Humidity	10~80%	10~80%	10~80%	10~80%
Feature	Highlight	Infra red Touch, Slim & Light Signage with Built-in MagicInfo Player S3, MagicIWB S2, SSSP 3.0		
	H/W	Super Clear Coating, Temperature Sensor, Clock Battery(80hrs Clock Keeping), WiFi Module Embedded, Front Tray Box		
	S/W	Magic Clone(to USB), Auto Source Switching & Recovery, RS232C/RJ45 MDC, Plug and Play, PIP/PBP, Image Rotation, Button Lock, Built In MagicInfo Player S3, MagicIWB S+R58:S582, Magic Presenter, USB Auto Switching, Firmware Update by Network, LFD New Home Screen, Predefined Template for Vertical Usage, Multi Channel, Mobile Control, Event Schedule, Backup Player, MagicPresenter		



RETAIL



HYPERMARKET



QSR



CORPORATE



HOSPITALITY



TRANSPORTATION



EDUCATION



ENTERTAINMENT


# Multi-Market Engagement. On Display.

As marketplaces become increasingly crowded, businesses need something unique to stand out among the clutter. Even the slightest color or content presentation variation can make the difference in inspiring customer action.

Samsung's SMART Signage lineup offers all-encompassing, ready-made solutions for any business in any market looking for new and exciting ways to impress customers and improve efficiency. These displays accommodate customers' demands for clear, real-time information that aids their decision-making, with neighboring graphics and visuals further telling business' unique stories. Additionally, businesses can replace traditional print and static promotional materials with interactive content that creates a more memorable and differentiated experience.

Whether for a shopping center looking to promote its latest sales or an airport looking to keep travelers up-to-date on flight schedules, Samsung's SMART Signage is the ideal solution to enhance communications and transform customer service.

# RETAIL



## Dynamic Showcasing. On Display.

Generate a more welcoming and informative retail experience through stylish, retail-friendly signage

In an increasingly crowded marketplace, it can be challenging for retailers to distinguish themselves and capture customers' attention. As a result, fashion stores require innovative and interactive solutions to reinforce their brand, attract new audiences and, ultimately, drive sales.

Samsung's all-in-one signage enables fashion retailers to offer a true end-to-end customer experience, from an inviting entrance to a seamless checkout. These versatile displays provide crystal-clear picture quality to help customers visualize their purchases, while simultaneously offering real-time product and special offer details. Fashion retailers in turn can foster a memorable in-store environment that drives more informed shopping and improves customer service and loyalty, all while adding sophistication and ambience that suits their unique store and brand identities.



Samsung Display Solutions – for an inviting and modern customer experience.

# UHD SIGNAGE



## QMD

- Slim & Light Design
- Multiple Connectivity
- FHD 4 PBP Support

## QMD-BR

- All-in-One Display
- IR Touch
- Slim Design
- FHD 4 PBP Support

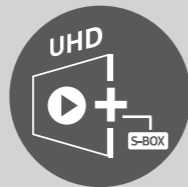
## QMF

- Full Size Availability
- Non-Glare Panel
- Seamless Design
- Various Connectivity



### LIFELIKE IMAGE PRESENTATION

Make high-detail visuals visible with the smallest details for a hyper-realistic and immersive visual experiences.



### UHD SBB SUPPORT

Empower UHD streaming through SBB compatibility



### PIVOT MODE SUPPORT

Customize installation to fit location aesthetics

## SPECIFICATIONS | UHD SIGNAGE

SERIES		QMD-BR	QMD	QMF	
Size		85"	85"	49" / 55" / 65"	75" / 98"
Resolution		3840x2160(16:9)	3840x2160(16:9)	3840x2160 (16:9)	3840x2160 (16:9)
Brightness(Typ.)		430cd/m <sup>2</sup> (With Touch Glass)	500cd/m <sup>2</sup>	500cd/m <sup>2</sup>	500cd/m <sup>2</sup>
Contrast Ratio (Typ.)		5000:1		4,000:1	
Viewing Angle(H/V)		178/178		178/178	
Response Time (G-to-G)		6ms(Typ.)		8ms(Typ.)	
Display Colors		16.7M(True Display)		16.7M(True Display)	
Color Gamut		72%		72%	
Operation Hour		16/7		24/7	
Haze		2%		25%	
Speaker Type		Built in Speaker (15W + 15W)		Built in Speaker (10W + 10W)	
Input	RGB	D-Sub, DVI-D, Display Port 1.2 (2), Display Port 1.1 (1)		DVI-I(D-Sub Common), Display Port 1.2 (2) → Support UHD 60hz	
	VIDEO	HDMI 1.4 (3)		HDMI 1.4 (4)	
	HDCP	HDCP1.4 (→ support UHD 30hz)		HDCP1.4 (→ support UHD 30hz)	
	AUDIO	Stereo mini Jack, RGB, DVI, HDMI		Stereo mini Jack, RGB, DVI, HDMI	
	USB	USB (S/W update only)		USB (S/W update only)	
Output	AUDIO	Stereo Mini Jack		Stereo Mini Jack	
External Control		RS232C(in/out), RJ45		RS232C(in/out), RJ45	
External Sensor		IR		IR	
Power Type		Internal		Internal	
Power Supply		AC 100 - 240 V~ (+/- 10 %), 50/60 Hz		AC 100 - 240 V~ (+/- 10 %), 50/60 Hz	
VESA Mount		600x400mm		400x400mm	600x400mm / 900x600mm
Protection Glass		Yes	No	No	
Stand Type		Foot Stand (Optional)		Foot Stand (Optional)	
Media Player		SBB		SBB	
Operating Temperature		0°C~ 40°C		0°C~ 40°C	
Humidity		10~80%		10~80%	
Feature	Highlight	All-in-one Touch UHD Smart Signage		UHD Smart Signage	
	H/W	Temperature Sensor, Clock Battery(80hrs Clock Keeping), Built in Speaker(15W 2ch), Video Wall(15x15(OSD))		Temperature Sensor, Pivot Display, Clock Battery(80hrs Clock Keeping), Built in Speaker(15W 2ch), Video Wall(15x15(OSD))	
	S/W	FHD 4 PBP Support (2/3/4 PBP), Auto Source Switching & Recovery, LFD Home UI, Button Lock, DDC CI, DHCP with RJ45 MDC, Urgent Message by MDC, Hot key option, Plug&Play (Initial Setting)		FHD 4 PBP Support (2/3/4 PBP), Auto Source Switching & Recovery, LFD Home UI, Button Lock, DHCP with RJ45 MDC, Hot key option, Plug&Play (Initial Setting)	



# HYPERMARKET



## Efficient Engagement. On Display.

Drive wide-ranging purchase intent through real-time customer engagement

The large store size and product variety and volume of the modern hypermarket can make successful customer interaction a challenge. Customers' wide-ranging needs make it more difficult for retailers to provide a personalized and informative experience. Likewise, hypermarkets require multiple durable store-wide displays to reinforce product brands and showcase content during potentially long business hours.

Samsung's retail-facing display technologies transform the hypermarket into a dynamic and fun shopping venue loaded with valuable real-time customer information. Brilliant signage helps customers navigate potentially-crowded store floors while continuously exposing them to special offers and promotions. Retailers also can quickly adjust and deploy content throughout the aisle via touch-interactive displays and electronic shelf labels. As a result, Samsung's all-in-one hypermarket-ready solutions provide centralized management of an entire store-wide display network for more efficient and resourceful operations.

Samsung Display Solutions – for captivating content that efficiently drives business growth in large retail stores.



# SMALL SIGNAGE / ELECTRONIC SHELF LABEL (ESL)



**DBE**

Embedded PoE+ Module  
(Optional)  
Capacitive Touch (Optional)



**DBD**

Capacitive Touch (Optional)  
Embedded Wifi Module



**ESL B&W LINEUP**

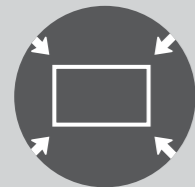
**ESL COLOR LINEUP**



**GATEWAY**



**REMOTE  
CONTROLLER**



**COMPACT-SIZED DISPLAY**

Easily fit in any business environments



**EXCELLENT VISIBILITY**

Amplify product details through a compact and brilliant design



**CENTRALIZED MANAGEMENT**

Create, deploy and schedule content from anywhere through a single, centralized platform



**CUSTOMIZED RETAIL SOLUTIONS**

Improve ambience and reinforce branding through customizable aisle displays

**SPECIFICATIONS** | SMALL SIGNAGE / ELECTRONIC SHELF LABEL (ESL)

SERIES	DBE			DBD		
Size	10" (Touch)	10" (PoE+)	10" (Touch & PoE+)	10"	22"	22" (Touch)
Resolution	1280X800	1280X800	1280X800	1280X800	1920X1080	1920X1080
Brightness(Typ.)	400 cd/m <sup>2</sup>	450 cd/m <sup>2</sup>	400 cd/m <sup>2</sup>	450 cd/m <sup>2</sup>	250 cd/m <sup>2</sup>	220 cd/m <sup>2</sup>
Contrast Ratio	900:1	900:1	900:1	900:1	1000:1	1000:1
Viewing Angle(H/V)	178:178			178:178		
Response Time (G-to-G)	30ms			30ms	14ms	
Display Colors	16.7M			16.7M		
Color Gamut	50%			50%	72%	
Operation Hour	16/7			16/7		
Haze	2%	2%	2%	2%	2%	
Speaker Type	Built-in (5W x 1)	No	No	Built-in (1W x 1)	Built-in (1W x 2)	
Input	RGB	N/A	N/A	N/A	N/A	Analog D-SUB
	VIDEO	HDMI1.4	HDMI1.4	HDMI1.4	HDMI1.4	HDMI1.4
	HDCP	HDCP1.4	HDCP1.4	HDCP1.4	HDCP1.4	HDCP1.4
	AUDIO	N/A	N/A	N/A	N/A	Stereo mini Jack
Output	USB	USB 2.0 x 2	USB 2.0 x 1	USB 2.0 x 1	USB 2.0 x 1	USB 2.0 x 2    USB 2.0 x 3
	AUDIO	Stereo mini Jack	Stereo mini Jack	Stereo mini Jack	N/A	Internal
External Control	RS232C(in) thru stereo jack, RJ45			AC 100 - 240 V~ (+/- 10 %), 50/60 Hz		
Power Type	Adapter			Adapter	Stereo mini Jack	
Power Supply	AC 100 - 240 V~ (+/- 10 %), 50/60 Hz	PoE+ (30W) or AC 100 - 240 V~ (+/- 10 %), 50/60 Hz		AC 100 - 240 V~ (+/- 10 %), 50/60 Hz		
VESA Mount	75x75mm			50x50mm	100x100mm	
Special	Built-in Wifi Module SD Card Slot Capacitive Touch (5 point/ 2 drawing)	Embedded module PoE+ SD Card Slot	Embedded module PoE+ Capacitive Touch (5 point/ 2 drawing) SD Card Slot	Built-in Wifi Module SD Card Slot	Built-in Wifi Module	Protection Glass (0.7mm) Capacitive Touch (10 point/ 2 drawing) Built-in Wifi Module
	Operating Temperature			0°C~ 40°C		
Humidity			10~80%			
Feature	H/W	Temperature Sensor, Portrait Installation Support, Button Lock, Clock Battery(80hrs Clock Keeping)				
	S/W	Magic Clone(to USB), Auto Source Switching & Recovery, RS232C/RJ45 MDC, Plug and Play (DDC2B), PIP/PBP, Smart Scheduling, Smart F/W update				

| ESL

SIZE	1.6"	2.2"	2.9"	4.2"	6.0"	7.4"
Dimensions (mm)	43x36x12	64x36x12	84.22x41.12x11.83	103.5x87.5x14.5	134.4x109.5x14.2	181x123x15.5
Operating Temp.	0 - 40°C					
Technology	Full Graphic E-ink Display					
Data Rate	250 Kbps / 2 Mbps					
Coverage	Radius 20m (Line of Sight)					
Battery Life Time	Over 5 years					
Optional	NFC (Color model only)					

| GATEWAY

Dimensions (mm)	215x215x44
Coverage	Radius 20m (Line of Sight)
Powervoltage	5V
Communication Protocol	RF 2.4GHz
Operating Temp.	0 - 60°C

| REMOTE CONTROLLER

Dimensions (mm)	39.2x84.7x13.5
Function	<ul style="list-style-type: none"> <li>• Tag Wake-up</li> <li>• Page Up/Down</li> </ul>
Working Range	2cm
Communication Protocol	RF 2.4GHz
Operating Temp.	0 - 40°C

# QSR

## Inviting Foodservice. On Display.

Improve customer service and build brand loyalty through brilliant interactive content

The quick service restaurant (QSR) landscape presents consumers with a variety of choices – not just in where they want to eat, but also in what they want to eat. For QSRs, this means added pressure to capture indecisive customers' attention through appealing menu offerings and excellent service, both inside and at the drive-thru.

Samsung's QSR-ready displays accelerate customer service while cultivating a vibrant and exciting restaurant brand image. These all-in-one displays enable operators to showcase, and quickly update, menu content that includes an appealing mix of clear images and text. Through detail-rich content, restaurants can answer customers' questions before they reach the register and improve turnaround times as a result. QSRs with drive-thru operations additionally can trust Samsung's outdoor displays to reliably showcase menu and promotional content without weather or lighting interference.

Samsung Display Solutions – for the right combination of performance and interaction.



# MAINSTREAM SIGNAGE



## PMF-BC

Touch glass  
Built-in IR  
Slim & Light Design  
MagicInfo Player S4



## PHF

High Brightness  
Built-in IR  
Slim & Light Design  
IP5X Certified  
MagicInfo Player S4



## PMF

Built-In IR  
Slim & Light Design  
IP5X Certified  
MagicInfo Player S4



## DME/DBE

All Size Availability  
MagicInfo Player S3



## DCE/DCE-M

Slim & Light Design  
MagicInfo Lite



## EDE

Light Weight  
USB Player



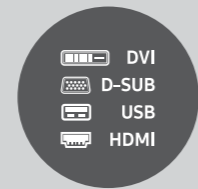
### SLIM DESIGN

Maintain customer attention with a slim- depth, narrow-bezel design



### VARIOUS SIZE AVAILABILITY

Satisfy all usage requirements in different businesses



### FLEXIBLE CONNECTIVITY

Multi-device compatibility for various implementation scenarios



### COST EFFECTIVE

All-in-one displays reduce overall operational expenses

# SPECIFICATIONS | MAINSTREAM SIGNAGE

SERIES	EDE	DCE	DCE-M	DBE	DME	PMF	PHF	PMF-BC	
Size	65" / 75"	32" / 40" / 55"	32" / 40" / 55"	32" / 40" / 55"	32" / 40" / 55" / 55" / 65" / 75" / 82"	32" / 43" / 49" / 55"	43" / 49" / 55"	32" / 55"	
Resolution	1920x1080 (16:9)	1920x1080 (16:9)	1920x1080 (16:9)	1920x1080 (16:9)	1920x1080 (16:9)	1920x1080 (16:9)	1920x1080 (16:9)	1920x1080 (16:9)	
Brightness(Typ.)	400nit	350nit	40"/55": 450 cd/m <sup>2</sup> 32": 400 cd/m <sup>2</sup>	350nit	82": 500cd/m <sup>2</sup> 40"/55"/65"/75": 450 cd/m <sup>2</sup> 32": 400 cd/m <sup>2</sup>	43"/49"/55": 500 cd/m <sup>2</sup> 32": 400 cd/m <sup>2</sup>	700cd/m <sup>2</sup>	300cd/m <sup>2</sup> (32") 400cd/m <sup>2</sup> (55") (with Touch Glass)	
Contrast Ratio(Typ.)	4,000:1 (65")/ 5000:1 (75")	5000:1	5000:1	5000:1	5000:1 (All) 4000:1 (65")	5000:1 (32")/ 3000:1 (43")/ 4000:1 (49"/55")	3000:1 (43")/ 4000:1 (49"/55")	5000:1 (32")/ 4000:1 (55")	
Viewing Angle(H/V)	178:178	178:178	178:178	178:178	178:178	178:178	178:178	178:178	
Response Time(G-to-G)	6ms	8ms	8ms	8ms	8ms	8ms	8ms	8ms	
Display Colors	10bit Dithering - 1.07Billion	16.7 M	10bit Dithering - 1.07Billion	16.7 M	10bit Dithering - 1.07Billion	10bit Dithering - 1.07Billion	10bit Dithering - 1.07Billion	10bit Dithering - 1.07Billion	
Color Gamut	70%	72%	72%	72%	72%	72%	72%	72%	
Operation Hour	16/7	16/7	24/7	16/7	24/7	43"/49"/55": 24/7 32": 16/7	24/7	24/7	
Haze	2%	2%	2%	2%	2%	32": 2% / 43": 44% / 49"/55": 25%	43": 44% 49"/55": 25%	Glass 15%	
Speaker Type	Built-in (10W x 2)	40"/55": Built-in (10W X 2) 32": Built-in (10W X 1)	All: Built-in (10W X 2) 32": Built-in (10W X 1)	40"/55": Built-in (10W X 2) 32": Built-in (10W X 1)	All: Built-in (10W X 2) 32": Built-in (10W X 1)	Built-in (10W x 2)	Built-in (10W x 2)	Built-in (10W x 2)	
Input	RGB	Analog D-SUB, DVI-D	D-SUB, DVI-D	D-SUB, DVI-D	Analog D-SUB, DVI-D(HDMI Common)	Analog D-SUB, DVI-D(HDMI Common)	DVI-I(D-Sub Common), Display Port 1.2 (2)	DVI-I(D-Sub Common), Display Port 1.2 (2)	DVI-I(D-Sub Common), Display Port 1.2 (2)
	VIDEO	CVBS, Component, HDMI	HDMI 1.4 (2), Component (CVBS Common)	HDMI 1.4 (2) / HDCP1.4, Component (CVBS Common)	HDMI 1.4, Component (CVBS Common)	HDMI 1.4 / HDCP1.4, Component (CVBS Common)	HDMI 2.0 (2) / HDCP 2.2	HDMI 2.0 (2) / HDCP 2.2	HDMI 2.0 (2)
	HDCP	N/A	HDCP 1.4	HDCP 1.4	HDCP 1.4	HDCP 1.4	HDCP 2.2	HDCP 2.2	HDCP 2.2
	AUDIO	Stereo mini Jack	Stereo Mini Jack, RGB/DVI/HDMI/CVBS/Component Audio(Common)	Stereo Mini Jack, RGB/DVI/HDMI/CVBS	Stereo mini Jack	Stereo mini Jack	Stereo mini Jack, RGB/DVI/HDMI	Stereo mini Jack, RGB/DVI/HDMI	Stereo mini Jack, RGB/DVI/HDMI
	USB	USB 2.0 x 1	USB 2.0 x 1	USB 2.0 x 1	USB 2.0 x 1	USB 2.0 x 1	USB 2.0 x 2	USB 2.0 x 2	USB 2.0 x 2 (1 Used for Touch)
Output	RGB	No	No	No	No	DP1.2(Loop-out) (except 32")	DP1.2(Loop-out)	DP1.2(Loop-out)	DP1.2(Loop-out)
	AUDIO	Stereo mini Jack	Stereo Mini Jack	Stereo Mini Jack	Stereo mini Jack	Stereo mini Jack	Stereo mini Jack	Stereo mini Jack	Stereo mini Jack
	USB	No	No	No	No	No	No	No	USB Type-B (Touch Sensor Data)
External Control	RS232C(in/out) thru stereo jack	RS232C(in) thru stereo jack, RJ45	RS232C(in) thru stereo jack, RJ45	RS232C(in/out) thru stereo jack, RJ45	RS232C(in/out) thru stereo jack, RJ45	RS232C(in/out) thru Stereo Jack, RJ45	RS232C(in/out) thru Stereo Jack, RJ45	RS232C(in/out) thru Stereo Jack, RJ45	
Sensor	IR (external)	IR (external)	IR (external)	IR, Ambient Light (external)	IR, Ambient Light (external)	Center IR (built-in)	Center IR (built-in)	Center IR (built-in)	
Tuner	No	Yes(only for NA/KR)	Yes(only for NA/KR)	Yes(only for NA/KR)	Yes(only for NA/KR)	Yes(only for NA)	N/A	Yes(only for NA)	
Power Type	Internal								
Power Supply	AC100 - 240 V - (+/- 10 %), 50/60 Hz								
VESA Mount	400x400mm	200x200mm	32"/40": 200x200mm 55": 400x400mm	200x200mm	32"/40": 200x200mm 55"/65"/75": 400x400mm 82": 600x400mm	32"/43": 200x200mm 49"/55": 400x400mm	43": 200x200mm 400x400mm	32": 200x200mm 55": 400x400mm	
Protection Glass	No	No	No	No	No	No	No	3.2T Semi-Tempered Touch Glass	
Stand Type	Foot Stand (Optional)								
Media Player	SBB	40"/55": SBB 32" SBB (Not attachable)	40"/55": SBB 32": SBB(Not Attachable)	40"/55": SBB 32" SBB (Not attachable)	65"/75"/82": SBB, PIM 40"/55": SBB 32": SBB (Not Attachable)	43"/49"/55": SBB 32": SBB (Not attachable)	SBB	SBB	
Operating Temperature	0°C-40°C	0°C-40°C	0°C-40°C	0°C-40°C	0°C-40°C	0°C-40°C	0°C-40°C	0°C-40°C	
Humidity	10-80%	10-80%	10-80%	10-80%	10-80%	10-80%	10-80%	10-80%	
Certificate	No	No	No	No	No	No	IP5x	IP5x	
Feature	Highlight	Light Weight Signage, USB Player	Slim & Light Design, Built-in MagicInfo Lite	Slim & Light Design, Built-in MagicInfo Player S3, SSSP 3.0	High Durability, Slim & Light Design, Built-in MagicInfo S4, SSSP 4.0	Slim & Light Design, Built-in MagicInfo S4, SSSP 4.0, Cap-Touch			
	H/W	Built in Speakers, PIP/PBP	Super Clear Coating, Temperature Sensor, Pivot Display, Button Lock, Clock Battery(168hrs Clock Keeping), Built in Speaker(s)	Super Clear Coating, Temperature Sensor, Pivot Display, Clock Battery(168hrs Clock Keeping), Built in Speaker(s), WiFi Module Embedded, SD Card Slot	Non Glare Panel (43"/49"/55"), Temperature Sensor, Video Wall(15x15(OSD)), Video Wall Daisy Chain(16), Pivot Display, Clock Battery(168hrs Clock Keeping), Built in Speaker(10W x 2), WiFi Module Embedded, Center IR				
	S/W	USB Player	Auto Source Switching & Recovery, RS232C/RJ45 MDC Plug and Play (DDC/CB), Built in MagicInfo Lite, Firmware Update by Network	Magic Clone(to USB), Auto Source Switching & Recovery, RS232C/RJ45 MDC Plug and Play, PIP/PBP, Image Rotation, Built in MagicInfo Player S3, Firmware Update by Network, LFD New Home Screen, Predefined Template for Vertical Usage, Multi Channel, Mobile Control, Event Schedule, Backup Player, PC-less Touch, MagicPresenter	Magic Clone(to USB), Auto Source Switching & Recovery, RS232C/RJ45 MDC Plug and Play, PIP/PBP, Image Rotation, Button Lock, DP1.2 Digital Daisy Chain(HDCP Support), Firmware Update by Network, New Home Screen, PC-less VideoWall(external source only), Multi Channel, Mobile Control, Event Schedule, Backup Player				

# CORPORATE



## Versatile Collaboration. On Display.

Facilitate interactive knowledge sharing while streamlining business communication

Regardless of a business' size or operations, corporate communications can prove challenging. Businesses need advanced, digital tools to improve interaction and idea exchange while simultaneously ensuring the same goals, vision and direction are emphasized among both employees and outside stakeholders.

Samsung's corporate-facing digital displays provide the reliability, quality and inviting design necessary to streamline collaborative communication. LCD and LED displays provide a clear and attractive central source to inform, engage and entertain internal staff members as well as visitors, guests and other external audiences. Additionally, Samsung's interactive e-Board displays simplify meeting operations while inviting participants to upload and share content from personal devices. The result is an open workplace that encourages participation while removing traditional collaboration barriers.



Samsung Display Solutions - for impactful and efficient knowledge exchange.

# MAGICINFO™ SOLUTION



## MAGICINFO SERVER (NETWORK MANAGEMENT)

The network-based MagicInfo Server enables easy content display across all signage offerings, including standalone, outdoor, video wall and LED displays.

## MAGICINFO EXPRESS (LOCAL MANAGEMENT)

Create, schedule and showcase business content from anywhere through PC (Windows®/ Mac®), tablet (Android™/iOS™) and smartphone (Android/ iOS) compatibility.



## CERTIFIED TIZEN APP™ WITH NEW FUNCTIONALITY

Upgraded embedded MagicInfo Player S4 enhances ease-of-use and local content management capability that has been optimized for the consumer in mind, whether it is connected to MagicInfo server or not.



## SIMPLE, MODERN AND UNIFIED USER INTERFACE

Newly designed and upgraded MagicInfo server software with content creator enables users to build and share content quickly and efficiently through an intuitive, mobile-friendly interface.



## POWERFUL PC-FREE CONTENT DISPLAY

Embedded MagicInfo software navigates and displays a range of dynamic content, including high-resolution images and text boxes, through an embedded centralized, cost-efficient solution without requirement for additional PC.



### CENTRALIZED MANAGEMENT

Manage display networks through a single remote location



### UPGRADED USER INTERFACE


Enhanced ease of use and intuitive management



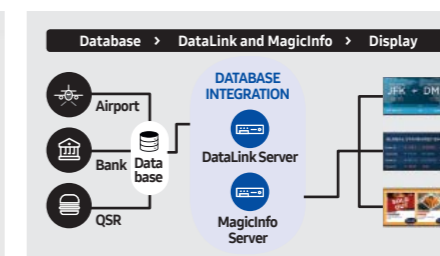
### POWERFUL GRAPHIC ENGINE

Ensure seamless transitions and dynamic content display

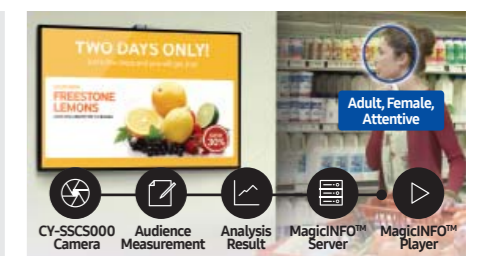
## VALUE-ADDED SOLUTIONS FOR VARIOUS BUSINESS



**Backup Player** ensures that vital content remains running should a display temporarily malfunction.



**DataLink** allows SMART Signage displays to showcase real-time content through remote database access.



**Audience Measurement** leverages integrated cameras to harvest customer recognition data, particularly ages and genders.

# HOSPITALITY

## Refined Engagement. On Display.

Deliver a personalized, content-rich guest experience in any hotel environment

Hotel guests expect seamless access to a range of engaging real-time content from the minute they enter the building. From lobby information that directs and educates to customized in-room media consumption, guests seek a personalized experience that guides their stay while creating the familiar feel of home.

Samsung's hospitality displays equip hotel operators with a range of convenient and intuitive tools to manage and deploy guest-friendly content throughout the facility. Through clear and attractive lobby and in-room displays, hotels can keep guests informed of on-site events, services and amenities while simultaneously providing convenient weather and news updates. An easy-to-install, yet refined design accommodates even the most luxurious settings while enabling hotels to reinforce their brand image.

Samsung Display Solutions –  
for a sophisticated, content-rich hotel experience that resonates with guests.



# MIRROR DISPLAY



## SPECIFICATIONS | MIRROR DISPLAY

SERIES		MLE	
Size	32"	55"	
Resolution	1920x1080 (16:9)	1920x1080 (16:9)	
Brightness(Typ.)	300nit	400nit	
Contrast Ratio(Typ.)	3500:1	3500:1	
Viewing Angle(H/V)	178:178	178:178	
Response Time(G-to-G)	8ms	6ms	
Display Colors	10bit Dithering - 1.07Billion	10bit Dithering - 1.07Billion	
Color Gamut	0.72	0.72	
Operation Hour	24/7	24/7	
Speaker Type	Built in Speaker(10W x1)	Built in Speaker(10W + 10W)	
Input	RGB	DP1	DP1
	VIDEO	HDMI1.4 / HDCP1.4 Component(CVBS Common)	HDMI1.4, HDMI2.1.4(except KR, NA) / HDCP1.4 Component(CVBS Common)
	HDCP	HDCP1.4	HDCP1.4
	AUDIO	Stereo Mini Jack, DVI Audio(Common)	Stereo Mini Jack, DVI Audio(Common)
	USB	USB 2.0 x 2	USB 2.0 x 2
Input	RGB	DP1.2(Loop-out)	DP1.2(Loop-out)
	AUDIO	Stereo mini Jack	Stereo mini Jack
External Control	RS232C(in/out) thru stereo jack, RJ45	RS232C(in/out) thru stereo jack, RJ45	
External Sensor	IR, Proximity Sensor	IR, Proximity Sensor	
Power Type	Internal	Internal	
Power Supply	AC 100 - 240 V~ (+/- 10 %), 50/60 Hz	AC 100 - 240 V~ (+/- 10 %), 50/60 Hz	
Dimension (mm)	Set	740.2 X 433.5 X 57.4	1249.2 X 720.0 X 57.4
	Package	817 X 503 X 146	1380 X 860 X 215
Weight (kg)	Set	7.9	25.5
	Package	9.8	29
VESA Mount	200x200mm	400x400mm	
Protection Glass	Yes	Yes	
Stand Type	Foot Stand (Optional)	Foot Stand (Optional)	
Media Player Option Type	Embedded, SBB(Not Attachable)	Embedded, SBB(Attachable)	
Bezel Width (mm)	1mm(Black Printing Line 20.4mm)	1mm(Black Printing Line 49.3mm)	
Operating Temperature	0°C~ 40°C	0°C~ 40°C	
Humidity	10~80%	10~80%	
Feature	Highlight	Slim & Light Signage with Built-in MagicInfo S3, SSSP 3.0	Slim & Light Signage with Built-in MagicInfo S3, SSSP 3.0
	H/W	Super Clear Coating, Temperature Sensor, Video Wall(15x15), Pivot Display, Clock Battery(168hrs Clock Keeping), Built in Speaker(10W x1), WiFi Module Embedded	Super Clear Coating, Temperature Sensor, Video Wall(15x15), Pivot Display, Clock Battery(168hrs Clock Keeping), Built in Speaker(10W x1), WiFi Module Embedded
	S/W	Magic Clone(to USB), Auto Source Switching & Recovery, RS232C/RJ45 MDC, Plug and Play, PIP/PBP, Image Rotation, Button Lock, DP1.2 Digital Daisy Chain(HDCP Support), Built In MagicInfo Player S3, Firmware Update by Network, LFD New Home Screen, PC-less VideoWall, Predefined Template for Vertical Usage, Multi Channel, Mobile Control, Event Schedule, Backup Player, PC-less Touch, MagicPresenter	Magic Clone(to USB), Auto Source Switching & Recovery, RS232C/RJ45 MDC, Plug and Play, PIP/PBP, Image Rotation, Button Lock, DP1.2 Digital Daisy Chain(HDCP Support), Built In MagicInfo Player S3, Firmware Update by Network, LFD New Home Screen, PC-less VideoWall, Predefined Template for Vertical Usage, Multi Channel, Mobile Control, Event Schedule, Backup Player, PC-less Touch, MagicPresenter



### INTUITIVE TRANSITION

Built-in proximity sensor empowers smooth mirror and content transitions



### VIVID PICTURE QUALITY

Industry-best reflectivity(55%) and transmittance (90%) create a true mirror effect and optimize content clarity



### SEAMLESS DESIGN

Elegant, bezel-free design keeps customers focused on your content



### CONVENIENT CONTENT MANAGEMENT

Built-in Wi-Fi and mobile-device compatibility for intuitive content management



# TRANSPORTATION



## Seamless Navigation. On Display.

Enhance customer service through access to clear, up-to-the-minute travel information



Whether by land, air or sea, travelers require real-time information to successfully stay on schedule and navigate their pre-transportation needs. From arrival through departure, these passengers rely on transportation operators to clearly communicate vital updates while ultimately minimizing travel stress.

Samsung's versatile displays equip travel terminals with a large-format content hub passengers can trust. These cutting-edge LED and LCD displays clearly feature travel schedules and departure locations, and empower transportation teams to better address customer questions. Operators additionally can quickly update content across single displays or display groups through a centralized platform. As customers expect accessible information upon arrival, Samsung's travel-friendly displays are durably designed for ongoing, uninterrupted performance in outdoor booths and check-in areas.



Samsung Display Solutions – for a more enjoyable, hassle-free travel experience.

# STRETCHED DISPLAY



## STRETCHED RESOLUTION

Wide 16:4.5 displays deliver vibrant content even in tight spaces



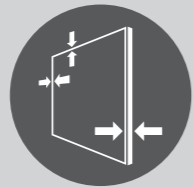
## 24/7 OPERATION

Ongoing performance for transportation, retail and other high-demand venues



## AN UNPARALLELED VISUAL EXPERIENCE

High brightness and non-glare panel adjust image clarity to match various lighting conditions



## VIEWER-FRIENDLY DESIGN

Slim depth and narrow bezel maximize content space for added viewer engagement



## PIVOT MODE

Arrange displays in portrait or landscape format for optimal presentation

## SPECIFICATIONS | STRETCHED DISPLAY

SERIES		SHF
Size		37"
Resolution		1920x540 (16:4.5)
Brightness(Typ.)		700nit
Contrast Ratio(Typ.)		4000:1
Viewing Angle(H/V)		178:178
Response Time (G-to-G)		16ms
Display Colors		8bit - 16.7M
Color Gamut		72%
Operation Hour		24/7
Haze		44%
Speaker Type		N/A
Input	RGB	DVI-I, Display Port 1.2
	VIDEO	HDMI 1.4 (1)
	HDCP	HDCP 2.2
	AUDIO	Stereo mini Jack
	USB	USB 2.0 x1
Input	RGB	DP1.2(Loop-out)
	AUDIO	Stereo mini Jack
External Control		RS232C(in/out) thru Stereo mini Jack, RJ45
External Sensor		IR
Power Type		Internal
Power Supply		AC 100 - 240 V~ (+/- 10 %), 50/60 Hz
Dimension (mm)	Set	915.8 x 281.1 x 39.9
	Package	1102 X 122 X 369
Weight (kg)	Set	6.6kg
	Package	8.5kg
VESA Mount		400x200mm
Protection Glass		N/A
Stand Type		Foot Stand (Optional)
Bezel Width (mm)		5.7 (Side), 12 (Top/Bottom)
Operating Temperature		0°C~ 40°C
Humidity		10~80%
Key		Slim & Light LFD with Built-in MagicInfo Player S3, SSSP 3.0
Feature	H/W	USB Plug and Play, Tilting and Portrait Install support, Daisy Chains, Shock and Vibration certificated(IEC 61373)
	S/W	Magic Clone(to USB), RS232 MDC, , Video Wall, Smart Scheduling, Auto Source Switching, Internal Media Player

# EDUCATION


## Interactive Learning. On Display.

Transform the classroom environment into an interactive and collaborative learning hub

In any classroom environment, teachers must develop new strategies and tactics to keep students focused. To achieve this goal, these agile teachers must make lessons personalized, engaging and relatable – a task made infinitely more difficult by outdated projectors, chalk and analog boards, and other legacy classroom technologies.

Samsung's education-ready displays create a differentiated and lively classroom setting that inspires teachers, motivates students and impresses parents. These displays allow teachers to supplement lessons with a realm of brilliant image and video content, while touchscreen interactivity invites more students to participate. Through an all-in-one, low-maintenance design, teachers can simply walk in, turn on the display and start their class.

Samsung Display Solutions – for an enhanced, futuristic learning environment.



# MAGICIWB (INTERACTIVE WHITE BOARD) SOLUTION

## MAGICIWB S2

- Included as part of e-Board touch Solution package
- Save space and cost with embedded System-on-Chip (SoC) media player



### ENHANCE MEETING COLLABORATION THROUGH USER-FRIENDLY INTERACTIVE WHITE BOARD SOFTWARE

MagicIWB S2 and MagicIWB agent drive seamless communication across physical and virtual presentation-oriented meetings through PC-less touch interaction.



### ACCESS, UPDATE AND SHARE VITAL MEETING CONTENT AT ANY TIME AND LOCATION

MagicIWB S2 elevates standard presentations into engaging and collaborative discussions through the incorporation of easy-to-use features, interactive visuals and real-time editing capabilities.

## MAGICIWB I2

- Optional for advanced e-Board Solutions
- Deliver an interactive, collaborative experience in meeting rooms and classrooms



### REMOVE LEARNING BOUNDARIES THROUGH STREAMLINED CONTENT ACCESS

The MagicIWB I2 platform's device compatibility and education-specific tools inspire open exchange and collaboration, as well as instruction efficiency.



### INSPIRE CLASS COLLABORATION AND INTERACTION THROUGH REAL-TIME CONTENT MANAGEMENT

Samsung's MagicIWB I2 software boosts presentation quality and resonance through advanced content compatibility and usability.

# ENTERTAINMENT




## Immersive Engagement. On Display.

Elevate traditional theater materials into modern, interactive information centers



Evolving technologies have forced theater operators to evolve to better serve the needs of digital-savvy guests who demand access to a range of brilliant and captivating content to guide both their immediate and future show decisions. In turn, promotional posters, ticketing channels and directories have become more interactive and captivating.

Samsung's entertainment-specific display solutions inspire a next-level theater experience that resonates with customers while simplifying operations for management teams. Compatible with both outdoor and indoor gathering spaces, Samsung's theater-ready signage enables convenient promotion of and access to multiple shows within a single location, backed by brilliant imagery, color and video content. Movie operators in turn can capitalize on this captive consumer audience by integrating advertising that emphasizes theater amenities and special offers.

Samsung Display Solutions – for next-level visual promotion and interaction.

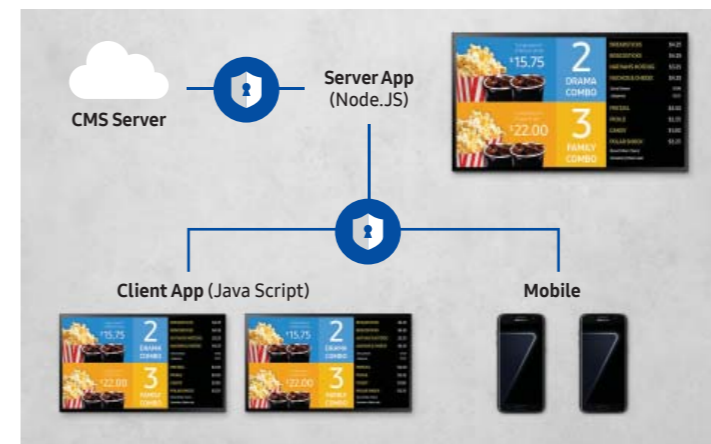


# SAMSUNG SMART SIGNAGE PLATFORM 4.0 POWERED BY TIZEN™ OS



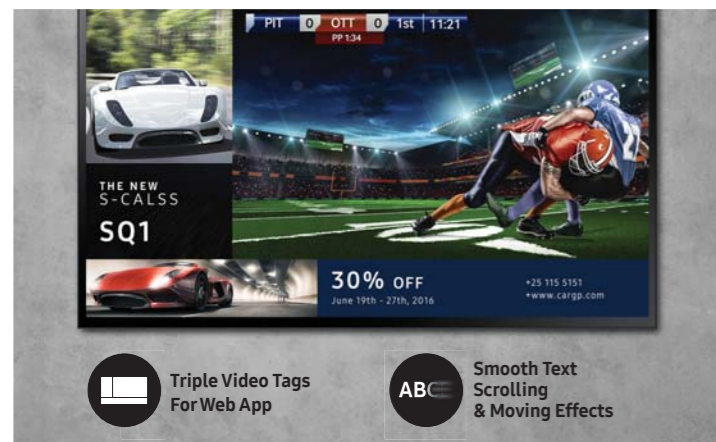
## INTUITIVE APPLICATION DEVELOPMENT

The SSSP 4.0 offers customizable JavaScript APIs for fast web application development and deployment directly within the Tizen OS.



## SCALABLE AND SECURE

A holistic architecture reinforces a safe exchange of information across SSSP 4.0 programs and servers, a vital advantage for confidentiality-reliant industries such as finance, government and IoT.



## DYNAMIC CONTENT PRESENTATION

The SSSP 4.0 uses a powerful graphics engine to showcase scrolling text, simultaneous video clips and other animated content without interruption. PC-free touch navigation further allows users to scroll through and select menu, application and Web browser options.



## CENTRALIZED REMOTE MANAGEMENT

Users can manage and adjust individual displays or display groups from any location via the SSSP 4.0's central remote server. Open API further synchronizes content management solutions for a complete, controllable view into overall operations.