



LIVE SOUND

sound culture

RCF

ENG 2013

art 3series

Active and passive speakers for live sound reinforcement and stage monitoring as well as distributed sound systems for clubs and music venues.

All models are equipped with extremely high quality compression drivers and can be used as main PA system or for monitoring applications offering unparalleled performance in both fixed installation and live situations.

■ Portable PA

■ A/V Presentations

■ Rental



Woofers and Compression Drivers are precision built in our factory, taking advantage of RCF's superior moulding, assembly technologies and a wealth of professional knowledge and experience dedicated to achieving extremely high standards.

The ART Series bass reflex cabinets are moulded in a special polypropylene composite material, which provides superior weight stiffness and excellent low frequency damping.

3 series



A rugged pole mount has been provided to deploy the speakers on stands or on subwoofers.



TRANSDUCERS

ART 3 Series are equipped with large voice coil woofers capable of delivering superior bass control, combined with excellent mid-bass voice presence. To provide high frequencies is a new 1.5" mylar diaphragm compression driver, specifically designed to integrate seamlessly with mould horn flare and to provide a smooth and even frequency response.

800 W

XLR IN/OUT **JACK IN**

VDE CONN.

POLE MOUNT CAP

15" WOOFER
129 dB
1" C DRIVER

ART 315-A

12" WOOFER
128 dB
1" C DRIVER

ART 312-A

10" WOOFER
127 dB
1" C DRIVER

ART 310-A

STATE OF THE ART

When in 1996 we moved into the forefront of active speakers technology with the ART Series, we put into this speakers the results of years of experience in plastic cabinet design, setting a new standard for portable active loudspeakers.

STAGE MONITOR CONFIGURATION

Thanks to the cabinets shape, the ART 3 series are equally at ease as FOH speakers or on the floor as a monitor.

art 7series

All the Art 7 Series is equipped with a newly designed professional digital amplifier. Class D advanced technology, integrated heat-sink for best thermal dissipation. ART 725-A models are equipped with ND651, a new specifically developed high power 2" neodymium compression driver. The large sized constant directivity horn is designed to offer a precise 90° x 60° directivity. The mid high frequencies are transparent, accurate and free from distortion.

■ Rental

■ Live concerts

■ Stage monitoring

The ART 7 Series design looks aggressive whilst retaining familiar ART ergonomics and is the result of extensive combined functional and acoustic research. Every detail of the cabinets, from moulding to the final texture, have been carefully studied to offer the maximum reliability and strength for an intensive use on the road.



The two-way models cabinets are moulded in a special polypropylene composite material and are designed to dampen down vibrations even at maximum volume settings. The reflex porting has been resized to offer a better efficiency and all models are equipped with ergonomically designed forged aluminium handles with rubber handgrips for a better portability.

The new cabinet shape allows every ART 7 Series speaker to be used in standard configuration as well as in stage monitor mode.



7 series

At the bottom of the speakers a rugged pole mount has been provided to deploy the speakers on stands or on subwoofers.



POWERFUL DIGITAL AMPLIFIERS

The result of the digital amplifiers is a very high output, extremely low distortion and an incredibly natural sound. Each amplifier presents both XLR/Jack (Combo) balanced inputs, XLR output link, volume and a switchable EQ Mode (Flat/Boost). The amplifier features a solid mechanical aluminium structure, which not only stabilizes the amplifier during transportation, but also assists in heat dissipation.



SUB SERIES

RCF introduces a new line of subwoofers which are suitable for all the speakers of its Professional live sound products offering the maximum flexibility to tailor a PA system to your needs. Featuring strong Baltic birch construction, high quality mechanics, superior acoustic design and premium RCF Precision low frequency transducers, the new SUB Series represents the perfect complement for any portable sound reinforcement system. Since the first subwoofers were introduced to the market in the 1960s the reproduction of sounds has developed to become more focused on the bass area and sets a new dimension for this.

■ Live sound

■ Clubs

■ Theaters



The subwoofer is dedicated to the reproduction of low pitched audio frequencies and since today is more or less universal in sound reinforcement systems in night clubs, concert venues and all applications where you need "deep punch"

2x18" WOOFER
141 dB

SUB 8006-AS

18" WOOFER
136 dB

SUB 8004-AS

5000 W
2500 W

XLR IN/OUT
POWERCON CONNECTOR
POLE MOUNT CAP

TWO POSITIONS

The SUB 8004-AS is equipped with feet, rotatable logo and side mounted M20 insert, to be used in vertical or horizontal position.

In order to create the ideal solution for different applications, thanks to the integrated mechanics SUB 8006-AS and SUB 8004-AS are designed to be stand alone or coupled, in multiple configuration with one or more HDL 20-A modules.

18" WOOFER
134 dB
POWERCON CONNECTOR

4PRO 8003-AS

15" WOOFER
131 dB
VDE CONN.

ART 905-AS

18" WOOFER
132 dB
VDE CONN.

SUB 718-AS

15" WOOFER
130 dB
VDE CONN.

SUB 705-AS

2000 W
1400 W

XLR IN/OUT **JACK COMBO**
POLE MOUNT CAP

4PRO SERIES

A complete line of speakers appreciated all over the world thanks to the superior quality, flexibility and reliability. With the new generation models, RCF has taken the original concept of a powered, portable speaker, with onboard amplification, active crossovers and time-correction and updated it, making the design more compact with digital onboard amplifiers and DSP. These are contained in a highly-professional Baltic birch ply enclosure, finished in textured black epoxy paint, with a full grille in the front.

■ Clubs

■ DJs

■ Playback music



Thanks to RCF highest manufacturing standards and innovations, these speakers are equipped with extraordinary dynamic woofers, which deliver excellent linearity, good efficiency and high power handling capabilities. RCF's state of the art components are the key of 4Pro Series speakers, capable to generate the greatest sound quality and definition ever imagined in loudspeakers history.

The 4PRO 5031-A is a self-powered, lightweight two-way full bandwidth loudspeaker system equipped with two 15" woofers and a 1.7" voice coil diaphragm, compression driver mounted to a constant directivity horn.

The 4PRO 3031-A is a perfect two-way active bass reflex loudspeaker for live sound situations where extra vocal punch and extremely accurate high frequency response is needed.

The 4PRO 2031-A is a two-way active bass reflex loudspeaker offering exceptional full range and accurate reproduction.

The 4PRO 1031-A is a two-way active bass reflex loudspeaker offering extraordinary compact size, high output and vocal fidelity.



Since its introduction into the market, the 4PRO Series has become highly attractive for professional bands and musicians, clubs and live concert venues that desire to use compact high-performance loudspeakers.



PLYWOOD CABINETS

Our wood shop requires very high standard suppliers. Only the best plywood is used to produce our loudspeakers and a rigorous testing procedure is operated before starting the cutting process to ensure a perfect, high-quality and road proof cabinet.



NX SERIES

The NX Series is a 'modular system' of innovative active loudspeakers specifically designed to be the everyday tool for rental companies and professional musicians. The NX range comprises line array modules, a sound column, two-way monitors suitable both for PA systems and monitoring applications and a high power subwoofer. We developed a state of the art digital amplification topology to perfectly match the transducers in each model, the result is a perfectly optimized loudspeaker series, which provides high-end audio coverage even at extreme sound pressure levels, unmatched reliability and acoustic compatibility across the whole series.

■ Live Sound

■ Club systems

At the core of NXL 24-A design is the new ND 640 compression driver loaded from a waveguide to a constant directivity 100° x 30° horn.



NX L23-A

12" NEO
WOOFER

1500 W

133 dB

3x1" NEO
C.DRIVER

XLR
IN/OUT

JACK
COMBO

POWERCON
CONNECTOR

POLE
MOUNT CAP

NX L24-A

1400 W

XLR
IN/OUT

JACK
IN

POWERCON
CONNECTOR

POLE
MOUNT CAP

4x6" NEO
WOOFER

131 dB

2" NEO
C.DRIVER

NX L24-A shown on top of SUB 8004-AS

NX S21-A is a dedicated subwoofer for NX L23-A

NX S21-A

2000 W

21" NEO
WOOFER

135 dB

XLR
IN/OUT

JACK
COMBO

POWERCON
CONNECTOR

POLE
MOUNT CAP



1400 W

XLR
IN/OUT

JACK
COMBO

POWERCON
CONNECTOR

POLE
MOUNT CAP

800 W

15" NEO
WOOFER

130 dB

1" NEO
C.DRIVER

12" NEO
WOOFER

129 dB

1" NEO
C.DRIVER

10" NEO
WOOFER

127 dB

1" NEO
C.DRIVER



COAXIAL

COAXIAL

COAXIAL

NX 15-SMA

NX 12-SMA

NX 10-SMA

COAXIAL TRANSDUCERS



All the NX Stage Monitors are provided with coaxial transducers which define excellent linearity and high efficiency. The RCF Coaxial Transducers radiate a coherent single spherical wave front with perfect dispersion control. The design is powered from a large sized single neodymium ring magnet which provides an extremely high flux density and BL factor.



The concept of these speakers derives from the touring industry, bringing in a compact cabinet all the experience of RCF professional sound. The vocals are natural, the sound is clear at longer distances, the SPL power is stable at very high levels.

■ Corporate events

■ DJs

The careful acoustic design, no compromise transducers and a unique composite cabinet, make HDL 20-A and HDL 10-A the preferred tools of many professionals. Perfect in live sound reinforcement and reliable installed situations.



HDL18-AS

2000 W



- XLR IN/OUT
- JACK COMBO
- POWERCON CONNECTOR
- 18" WOOFER
- 135 dB

- 2x10" WOOFER
- 135 dB
- 2" C.DRIVER

- 2x8" WOOFER
- 133 dB
- 2" C.DRIVER

1400 W

- XLR IN/OUT
- JACK COMBO
- POWERCON CONNECTOR

HDL 20-A

HDL 10-A

1400 W

- XLR IN/OUT
- JACK IN
- POWERCON CONNECTOR
- POLE MOUNT CAP

- 12" WOOFER
- 131 dB
- 2" C.DRIVER



HD 32-A

1200 W

- XLR IN/OUT
- JACK IN
- VDE CONN.
- POLE MOUNT CAP

- 12" WOOFER
- 130 dB
- 1" C.DRIVER



HD 12-A

- 10" WOOFER
- 129 dB
- 1" C.DRIVER
































HD 10-A

SUPERIOR COMPRESSION DRIVERS

At the core of HDL 20-A, HDL 10-A and HD 32-A designs is the new ND840 compression driver. The 2.5" or 3.0" voice coil designs allow a crossover point as low as 800Hz and therefore almost all of the vocal range can be produced by the driver. This allows even better coverage, dispersion control and superior efficiency.

SPECIFICATIONS

PRODUCT	Type	Total Power	Max SPL	Coverage	High Frequency	Low Frequency	Dimensions (H x W x D)	Weight
HDL 20-A		1400 W Peak 700 W RMS	135 dB	100° x 15° max	2° 3.0° v.c.	2 x 10" 2.5° v.c.	294 x 705 x 445 mm 11.5" x 27.7" x 17.5"	29 Kg 65.93 lbs
HDL 10-A		1400 W Peak 700 W RMS	133 dB	100° x 15° max	2° 2.5° v.c.	2 x 8" 2.5° v.c.	294 x 569 x 434 mm 11.58" x 22.40" x 17.09"	25.4 Kg 55.99 lbs
HDL 18-AS		2000 W Peak 1000 W RMS	135 dB	-	-	18" 4.0° v.c.	511.5 x 700 x 620 mm 20.1" x 27.5" x 24.4"	48.4 Kg 106.7 lbs
HD 32-A		1400 W Peak 700 W RMS	131 dB	90° x 60°	2° 3.0° v.c.	12" 2.5° v.c.	647 x 380 x 380 mm 25.47" x 14.96" x 14.96"	18.6 Kg 41.00 lbs
HD 12-A		1200 W Peak 600 W RMS	130 dB	90° x 60°	12" 1.7° v.c.	12" 3.0° v.c.	647 x 380 x 380 mm 25.4" x 14.9" x 14.9"	16.7 Kg 36.81 lbs
HD 10-A		1200 W Peak 600 W RMS	129 dB	90° x 70°	10" 1.7° v.c.	10" 2.5° v.c.	527 x 303 x 302.5 mm 20.7" x 11.9" x 11.9"	13.9 Kg 30.64 lbs
NX 15-SMA		1400 W Peak 700 W RMS	130 dB	60° x 60°	1" neo 1.7° v.c.	15" neo 2.5° v.c.	362 x 650 x 468 mm 14.25" x 25.99" x 18.42"	19.8 Kg 43.65 lbs
NX 12-SMA		1400 W Peak 700 W RMS	129 dB	60° x 60°	1" neo 1.7° v.c.	12" neo 2.5° v.c.	324 x 550 x 417 mm 12.7" x 21.6" x 16.4"	16.5 Kg 36.3 lbs
NX 10-SMA		800 W Peak 400 W RMS	127 dB	60° x 60°	1" neo 1.7° v.c.	10" neo 2.5° v.c.	324 x 450 x 417 mm 12.7" x 17.7" x 16.4"	14.5 Kg 31.96 lbs
NX L23-A		1500 W Peak 750 W RMS	133 dB	100° x 15° max	3 x 1" neo 1.75° v.c.	12" neo 3.5° v.c.	346 x 659 x 415 mm 13.62" x 25.94" x 16.33"	28.5 Kg 62.83 lbs
NX L24-A		1400 W Peak 700 W RMS	131 dB	120° x 30°	2" neo 2.5° v.c.	4 x 6" 1.5° v.c.	1056 x 201 x 274 mm 41.58" x 7.9" x 10.79"	26.4 Kg 58.8 lbs
NX S21-A		2000 W Peak 1000 W RMS	135 dB	-	-	21" neo 4.5° v.c.	750 x 660 x 700 mm 29.52" x 25.98" x 27.55"	53.2 Kg 117.28 lbs
4PRO 5031-A		1200 W Peak 600 W RMS	132 dB	90° x 60°	1" 1.7° v.c.	2 x 15" 2.5° v.c.	1094 x 430 x 430 mm 43.07" x 16.92" x 16.92"	39.7 Kg 87.52 lbs
4PRO 3031-A		1200 W Peak 600 W RMS	130 dB	90° x 60°	1" 1.7° v.c.	15" 2.5° v.c.	708 x 430 x 430 mm 27.87" x 16.92" x 16.92"	27.5 Kg 60.62 lbs
4PRO 2031-A		1200 W Peak 600 W RMS	129 dB	90° x 60°	1" 1.7° v.c.	12" 2.5° v.c.	627 x 380 x 380 mm 24.68" x 14.96" x 14.96"	22.2 Kg 48.94 lbs
4PRO 1031-A		800 W Peak 400 W RMS	127 dB	90° x 60°	1" 1.4° v.c.	10" 2.0° v.c.	539 x 320 x 320 mm 21.22" x 12.59" x 12.59"	16.7 Kg 36.81 lbs
ART 725-A MKII		1500 W Peak 750 W RMS	131 dB	90° x 60°	2" neo 2.5° v.c.	15" 3.0° v.c.	708 x 437 x 389 mm 27.87" x 17.2" x 15.31"	24.6 Kg 54.23 lbs
ART 715-A MKII		1400 W Peak 700 W RMS	130 dB	90° x 60°	1" 1.7° v.c.	15" 3.0° v.c.	708 x 437 x 389 mm 27.87" x 17.2" x 15.31"	19.4 Kg 42.76 lbs
ART 712-A MKII		1400 W Peak 700 W RMS	129 dB	90° x 60°	1" 1.7° v.c.	12" 3.0° v.c.	637 x 384 x 363 mm 25" x 15.1" x 14.2"	17.7 Kg 39 lbs
ART 710-A MKII		1400 W Peak 700 W RMS	129 dB	90° x 70°	1" 1.7° v.c.	10" 2.5° v.c.	549 x 340 x 304 mm 21.6" x 13.3" x 11.9"	14 Kg 30.86 lbs
ART 315-A MKIII		800 W Peak 400 W RMS	129 dB	90° x 60°	1" 1.4° v.c.	15" 2.5° v.c.	680 x 405 x 345 mm 26.67" x 15.94" x 13.58"	19 Kg 41.8 lbs
ART 312-A MKIII		800 W Peak 400 W RMS	128 dB	90° x 60°	1" 1.4° v.c.	12" 2.5° v.c.	680 x 405 x 345 mm 26.67" x 15.94" x 13.58"	17.4 Kg 38.28 lbs
ART 310-A MKIII		800 W Peak 400 W RMS	127 dB	90° x 70°	1" 1.4° v.c.	10" 2.0° v.c.	537 x 337 x 315 mm 21.14" x 13.26" x 12.4"	12.6 Kg 27.77 lbs
SUB 8006-AS		5000 W Peak 2500 W RMS	141 dB	-	-	2 x 18" 4.0° v.c.	709 x 1109 x 700 mm 27.91" x 43.66" x 27.55"	90 Kg 198.41 lbs
SUB 8004-AS		2500 W Peak 1250 W RMS	136 dB	-	-	18" 4.0° v.c.	700 x 557.5 x 700 mm 27.55" x 21.95" x 27.56"	51 Kg 112.20 lbs
4PRO 8003-AS		2000 W Peak 1000 W RMS	134 dB	-	-	18" 4.0° v.c.	700 x 520 x 700 mm 27.56" x 20.47" x 27.56"	49 Kg 108.02 lbs
SUB 718-AS		1400 W Peak 700 W RMS	132 dB	-	-	18" 4.0° v.c.	650 x 504 x 650 mm 25.5" x 19.84" x 25.5"	40.4 Kg 89.06 lbs
ART 905-AS		2000 W Peak 1000 W RMS	131 dB	-	-	15" 3.0° v.c.	600 x 445 x 600 mm 23.62" x 17.51" x 23.62"	31.8 Kg 70.10 lbs
SUB 705-AS		1400 W Peak 700 W RMS	130 dB	-	-	15" 3.0° v.c.	600 x 445 x 573 mm 23.62" x 17.51" x 22.55"	32.2 Kg 70.98 lbs

