



KIVA

VARIABLE CURVATURE WST® ENCLOSURE


The **KIVA** is the main element of a modular WST® line source with variable curvature.

The KIVA loudspeaker enclosure is based on a 2-way passive design with a nominal impedance of 8 ohms. It features two 6.5" speakers in a bass-reflex tuned enclosure and a 1.5" diaphragm compression driver coupled to a DOSC® waveguide. The transducers are implemented in a V-shape configuration. The cabinet is made of a unique composite material with remarkable acoustic properties, very similar to the ones of the Baltic birch plywood, and with the added benefit of a high immunity to moisture. A 3-point rigging system is integrated into the cabinet.

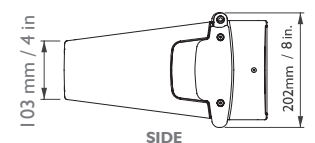
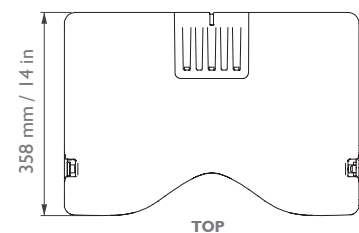
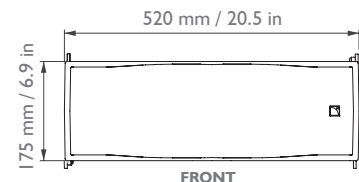
The KIVA operates over the nominal frequency range of 80 Hz to 20 kHz. This response can be extended down to 50 Hz with the dedicated KILO extension or 40 Hz with the SB15m subwoofer. The DOSC® HF waveguide generates a symmetric horizontal coverage of 100°.

The KIVA rigging system allows vertically assembling the enclosures with various inter-enclosure angles, up to 15°, therefore constituting a line array with variable curvature. The combination of the coplanar symmetry and the DOSC® waveguide in the HF region ensure a perfect acoustic coupling between the elements of an array. The WST® (Wavefront Sculpture Technology) criteria are fulfilled, so that such an array can be qualified as a true line source. Any WST® line source provides a smooth tonal response and a coverage that is free of secondary lobes over the entire frequency range.

The KIVA is driven and amplified by the LA4 or the LA8 controller. These ensure linearization, protection, and optimization for the loudspeaker system.



Usable bandwidth (-10 dB)	80 Hz – 20 kHz ([KIVA] preset)	
SPL Maximum¹	130 dB ([KIVA] preset)	
Coverage angle (-6 dB)	Horizontal 100° (from 500 Hz) Vertical: depends on the number of elements and array curvature	
Transducers	LF: 2 × 6.5" weather resistant, bass-reflex HF: 1 × 1.5" diaphragm compression driver, DOSC® waveguide	
Nominal impedance	8 Ω	
RMS power handling	120 W	
Connectors	IN: 1 × 4-point SpeakON®	LINK: 1 × 4-point SpeakON®
Rigging components²	Captive 3-point rigging system Inter-enclosure angles: 0, 1, 2, 3, 4, 5, 7.5, 10, 12.5 or 15°	
Physical data	W x H/h x D	520 mm x 175/103 mm x 358 mm 20.5 in x 6.9/4 in x 14.1 in
	Weight (net)	13 kg / 28.7 lb
	Cabinet	Composite sandwich structure
	Back plate	ZAMAC
	Finish	Grey brown RAL 8019® or Pure white RAL 9010® Custom RAL code on special order
	Front	Plastic grill Airnet® acoustically neutral fabric
	Rigging components	High grade steel with anti-corrosion coating



¹ Peak level at 1 m under free field conditions using 10 dB crest factor pink noise with specified preset.

² Mechanical data and limits for installation are specified in SOUNDVISION software which is designed to help with L-ACOUSTICS® product implementation.