




## Editio

Welkom bij de 2020-editie van de B-Tech AV Mounts-productcatalogus. Deze 2020-catalogus geeft u een duidelijk beeld van alle belangrijke B-Tech-producten.

B-Tech is een van de marktleiders op het gebied van AV-montageoplossingen en het is niet onopgemerkt gebleven dat het System X assortiment de nieuwe industriestandaard is geworden voor het monteren van meerdere schermen. Schermen en andere AV-apparatuur zijn een onderdeel van de wereld om ons heen zodat er een groeiende vraag is naar hoogwaardige bevestigingsystemen. De bekroonde professionele producten van B-Tech zijn overal te vinden de wereld in alle soorten openbare en commerciële omgevingen.

Nieuwe producten omvatten het Designer-assortiment van AV-trolleys, de Mode-AL Premium Range, aanvullende System X-oplossingen, en veel meer.

Het Bekafun team



# CATALOGUE HIGHLIGHTS

## NEW FOR 2020



PG.62

Floor stands designed for use with LG 130" All-in-One Screen



PG.75

Back-to-Back kiosks designed for LG 88" Ultra-Stretch Display



PG.76

The latest range of Premium Designer Trolleys



PG.92

B-Tech's Mode-AL range of high-end UC and VC solutions



PG.100

New range of AV storage accessories



PG.103

**BT7866**  
Adjustable VC Camera Shelf



PG.126

**BT9910** - XL Heavy Duty Universal Flat Screen Wall Mount with Tilt



PG.166

**BT8390-VESA400MAF & MAP**  
Updated and Improved design

# PRODUCT INFORMATION KEYS

Product pages feature easy to use, quick reference icons which highlight the key technical information for every product. Below is an explanation of the different icons used throughout the B-Tech catalogue.



Weight Limit



Tilt Range



Swivel Range



Rotation



Yaw Range



Roll Range



Micro-Adjustment



Configure as Required



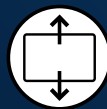
Recommended Max Screen Size



Max VESA<sup>®</sup> Size



Post Installation Screen Alignment



Height Adjustment



Compatible with B-Tech Accessory Collars



Compatible with System X



fullmotionmounts

GUIDE ONLY - LARGER SCREENS MAY FIT MOUNT IF WITHIN THE WEIGHT LIMIT

REFERS TO THE FIXING PATTERN ON REAR OF SCREEN

SCREEN CAN BE LATERAL ADJUSTED AFTER BEING MOUNTED

EASY HEIGHT ADJUSTMENT

USE COLLARS TO A MOUNT TO A 850MM OR 960MM POLE

SYSTEM X IS A PREMIUM RANGE OF COMPONENTS WHICH FIT TO VERTICAL COLUMNS & HORIZONTAL RAILS

FULL MOTION MOUNTS DESIGNED TO ALLOW THE USER TO ACHIEVE OPTIMUM SCREEN POSITIONING



Black



Chrome



White



Silver



Zinc

COLOUR ICONS ARE SHOWN WHEN A PRODUCT IS AVAILABLE WITH MORE THAN ONE COLOUR OPTION



# CONTENTS

## ABOUT B-TECH AV MOUNTS

PG. 2

Welcome to the B-Tech Catalogue	3
Catalogue Highlights	4
Contents	5
B-Tech Facilities Worldwide	6-7
Markets B-Tech Operate In & Installation Examples	8-9
B-Tech's Design & Manufacturing Ethos	10-11
Connect with B-Tech Online	12-13
Global Trade Shows & Exhibition Schedule	14-15
B-Tech Product Types: <b>Off-the-Shelf</b> or <b>Component</b>	16
Key Product Ranges: <b>System X</b> & <b>System 2</b>	17
Acquisition of Mode-AL Display Engineering	18-19

## COMPLETE MOUNTING SOLUTIONS

PG. 20

Quick Ref. Guide: Multi-Screen Videowall Mounts	22-23
Quick Ref. Guide: Flat Screen Floor Stands	24-25
Quick Ref. Guide: Flat Screen Wall Mounts	26-27
Quick Ref. Guide: Ceiling/Desk/Projector/Speaker/Furniture	28-29

## VIDEOWALLS & MENU BOARD MOUNTS

PG. 30

Menu Board Mounting Systems	32-33
Videowall Mounting Systems: Wall, Floor & Ceiling Mounts	34-55

## DIRECT VIEW LED MOUNTING SOLUTIONS

PG. 56

Direct View LED Videowall Mounts & Stands	58-61
Screen Specific Direct View LED Videowall Stands	62-63

## SPECIALIST MOUNTS & KIOSKS FOR DIGITAL SIGNAGE

PG. 64

Pop-Out Digital Signage Wall Mounts	66-67
Ultra-Stretch Signage & Portrait Mounts	68-69
Digital Signage Kiosks	70-72
Screen Specific Ultra-Stretch Digital Signage Kiosks	73-75

## TROLLEYS & FLOOR STANDS

PG. 76

Designer Flat Screen Trolleys	78-83
XL & Heavy Duty Flat Screen Trolleys	84-85
Premium Floor Stands	86-87

## UNIFIED COMMUNICATIONS & VIDEO CONFERENCING

PG. 88

<b>System X</b> Video Conferencing Trolleys & Floor Stands	90-91
<b>Mode-AL</b> Displays, Floor Stands & Trolleys	92-97
<b>Mode-AL</b> Video Conferencing Displays	98-99
Media Storage and Accessory Shelves	100-105
Customisable Mounting Solutions for Broadcast Media	106-107

## PREMIUM AV FURNITURE

PG. 108

Premium Flat Screen Floor Stands & Cabinets	110 - 111
---	-----------

## FLAT SCREEN WALL MOUNTS

PG. 112

Small Flat Screen Wall Mounts	114-115
Medium Flat Screen Wall Mounts	116-119
Large Flat Screen Wall Mounts	120-121
Extra-Large Flat Screen Wall Mounts	122-127
Height Adjustable Mounts	128-129
Medical Wall Mounts	130
Interface Adaptors	131

## FLAT SCREEN CEILING MOUNTS

PG. 132

Small / Medium Flat Screen Ceiling Mounts	134
Large / Extra-Large Flat Screen Ceiling Mounts	135-137

## FLAT SCREEN DESK MOUNTS

PG. 138

Pole Mounted Flat Screen Desk Mount	139
Premium Flat Screen Desk Mounts	140-141
Full Motion Flat Screen Desk Mounts	142-143

## PROJECTOR MOUNTS

PG. 144

Stackable Extra-Large Projector Cages	145
Heavy Duty Projector Ceiling Mounts	146-147
Projector Ceiling Mounts	148-149

## SPEAKER MOUNTS

PG. 150

Speaker Wall Mounts	152
Soundbar Mount	152
Speaker Floor Stands	153

## COMPONENTS RANGE OVERVIEW

PG. 154

## SYSTEM X COMPONENTS

PG. 156

Quick Ref. Guide: <b>System X</b> Mounting Guide	158-159
Quick Ref. Guide: <b>System X</b> with <b>System 2</b> Mounting Guide	160-161
Mounting Rails & Support Columns	162-163
Interface Arms	164-167
Rail Mounting Brackets & Accessories	168-169
Floor Bases & Accessories	170-171

## SYSTEM 2 COMPONENTS

PG. 172

Quick Ref. Guide: <b>System 2</b> Mounting Guide	174-175
<b>System 2</b> Quick Start Guides for Common Requirements	176-179
Ceiling Pole & Wall Mounts	180-181
Specialist Pole Mounts	182-185
Pole Mounting Interfaces for Screens & CCTV Cameras	186
Pole Mounting Interfaces for Projector Mounts	187

## FLOOR STAND COMPONENTS

PG. 188


Quick Ref. Guide: Custom Flat Screen Floor Stands	190-191
Floor Stand Bases	192-193
Ø60mm Poles & Accessory Collars	194

## INDEX

PG. 195

# MARKETS & INSTALLATIONS


**BROADCAST**



**SPORTS STADIA**



**RETAIL**





**HEALTH CARE**




**GOVERNMENT**

**CONTROL ROOMS**



**HOSPITALITY & LEISURE**





Screens and other AV equipment are such integral parts of the world around us that almost all vertical markets operating in public spaces now benefit from quality mounting solutions. B-Tech's award winning professional products can be found installed across the globe in all types of public and commercial environments.





# B-TECH PRODUCT TYPES

B-Tech's comprehensive range of solutions can be broken down into two main categories; **off the shelf solutions**, which contain everything you need to mount your product, and **component parts**, which are ordered individually to accessorise a complete solution or to custom build something to a specific requirement. Off-the-shelf products can be found in the first part of the catalogue and component parts are at the back of the catalogue.

## OFF THE SHELF RANGES

SEE PAGE 20 TO VIEW THE RANGE

**Off the shelf products** are available for all types of AV equipment and cater for the majority of normal mounting requirements. These products are designed to be as convenient as possible, for the end-user/integrator to install but also for distributors and resellers to stock and sell.

### TROLLEYS & FLOOR STANDS



### FLAT SCREEN WALL & CEILING MOUNTS



### PROJECTOR & SPEAKER MOUNTS



### VIDEOWALL WALL MOUNTS & STANDS



FOR QUICK REFERENCE GUIDES SHOWING ALL CORE OFF-THE-SHELF PRODUCTS  
SEE PAGE 22-29

## COMPONENT RANGES

SEE PAGE 154 TO VIEW THE RANGE

### CEILING MOUNTS & ACCESSORY COLLARS



### FLOOR BASES



### POLES & COLUMNS



### MOUNTING INTERFACES



**Component parts** are individual products which fit together like a giant Meccano set. This allows custom mounting solutions to be built in an almost endless number of configurations. The bulk of our components fall under the **System X** & **System 2** brand names and can be used independently or together. See the opposite page for more info about these ranges.

# KEY B-TECH PRODUCT BRANDS

## PREMIUM MOUNTING SOLUTIONS FOR MULTI-SCREEN APPLICATIONS

**System X** is one of the key ranges in B-Tech's portfolio of products. Launched primarily as a highly configurable range for the installation of multi-screen equipment, such as menu boards and videowalls, the range has since expanded with System X technology now found in a number of different B-Tech products.

The range itself is a **component based system** which can be ordered in individual parts, or for user convenience we have created over 30 standard **'off the shelf'** products covering the most common requirements. Most of these can be ordered in multiple different configurations for a total number of solutions well into the thousands.

*The System X configuration tool makes it easy to configure and order System X solutions, no matter what your requirement. More info about this can found on the relevant System X product pages.*

SYSTEM X™



Products pages with this icon indicate that a product is compatible with the System X Range

Example of how System X components fit together to form a complete solution

## COMPONENT SYSTEM BASED AROUND THE USE OF Ø50MM POLES

The **System 2 Range** is a **component system** that works on a modular principle based around Ø50mm (2") poles, which can easily be cut to length and joined. With a variety of mounting options, poles can be attached to the wall, ceiling or to System X bases and can hold all manner of AV devices by clamping them to the poles using Ø50mm accessory collars.

Specialist mounts for joists, purlins, I-beams and both internal and external pole joiners make the **System 2 Range** a truly versatile and flexible modular mounting system that allows AV equipment to be mounted almost anywhere.

Like System X, we already offer various **off-the-shelf** products made from System 2 parts for convenience, most of which can be found in the ceiling mounts section. These cover some of the most common mounting requirements but for anything else, custom solutions are quickly and easily put together using this range.

*System 2 and System X are compatible ranges which work together, for example System X videowall mounts fit onto System 2 poles for ceiling mounted installations.*

SYSTEM 2™



Products pages with this icon indicate that a product fits to accessory collars (and is therefore compatible with System 2)

Example of how System 2 components fit together to form a complete solution

# MODE-AL: A B-TECH AV MOUNTS BRAND



Following B-Tech's acquisition of Mode-AL Display Engineering in 2019, 2020 sees us add a new range of premium mounting solutions to the B-Tech portfolio under our new Mode-AL brand, the first of many new solutions which further strengthens our standing in the professional AV market and our position as a leading mounts manufacturer.

Founded in the year 2000, Mode-AL built a solid reputation as a designer and manufacturer of multi-screen mounting solutions for digital signage, broadcast, collaboration and retail markets. Typically catering for high-end requirements and bespoke projects, Mode-AL solutions have been used in over 10,000 installations across the UK,


Europe and the US, in a variety of applications from monitor stacks and desking systems in broadcasting and industrial process control rooms to structures supporting digital signage in department stores, shopping malls and large blue-chip receptions.

Widely acknowledged as the originator of the first flat screen monitor stacks, Mode-AL have developed an enviable, global client base of system integrators and end-user clients such as BBC, BT, Cisco, Debenhams, Sainsburys, Airbus, Turner, Sky, Sony, PayPal, Morgan Stanley, NATO, Ernst & Young, Price Waterhouse Coopers, Ford, Aviva, Bank of America, Bloomberg, Mercedes, Siemens, UK & US governments and many more.




**Mode-AL**  
A B-TECH AV MOUNTS BRAND

## ICONIC MODE-AL PRODUCTS



## OUR NEWEST MODE-AL PRODUCTS - SEE PAGES 92-99





# MODE-AL SHOWCASE




AVIVA INSURANCE



BBC BROADCASTING HOUSE



BLOOMBERG EUROPEAN HEADQUARTERS




BT GROUP INNOVATION LABS



DEBENHAMS



DIAGEO HEADQUARTERS



ERNST & YOUNG



LONDON GATWICK AIRPORT



HUGO BOSS



IMG STUDIOS



JAMESON WHISKEY



LIMITED SPACE MEDIA



LONDON METAL EXCHANGE




PARKEON SMART TICKET WALL KIOSK



SONY PARTNERSHIP



J. SAINSBURY'S HEADQUARTERS




TANTRUM LONDON



TOTTENHAM HOTSPUR FC



WESTFIELD SHOPPING CENTRE



# COMPLETE MOUNTING SOLUTIONS



**VIDEOWALLS & MENU BOARDS**  
WALL, FLOOR & CEILING

PG.30



**DIRECT VIEW LED**  
MOUNTING SOLUTIONS

PG.56



**SPECIALIST MOUNTS & KIOSKS**  
FOR DIGITAL SIGNAGE

PG.64



**UNIFIED COMMUNICATIONS**  
& VIDEO CONFERRNCING

PG.88



B-Tech mounting solutions contain everything you need to mount your AV equipment. These products cover the most common wall, ceiling or floor mounting requirements and include solutions for flat screens, projectors, speakers and specialist digital signage applications such as large scale videowalls and menu boards. Combination kits are usually for larger installs and have multiple parts which make up the solution. These are treated just like any small, simple one box product - all you need to order is a single part code and we'll make sure everything is included.

For unique and more complex installations, please visit our component products from page 136 and see how custom solutions can be configured and ordered.

FOR COMPONENT RANGES SEE PAGE 154



**FLOOR STANDS  
& TROLLEYS**

PG.76



**FLAT SCREEN MOUNTS**  
WALL, CEILING & DESK

PG.112



**PROJECTOR MOUNTS**  
CEILING & CAGES

PG.144



**SPEAKER MOUNTS**  
WALL & FLOOR


PG.150



# MULTI-SCREEN VIDEO WALL MOUNTS

**SYSTEM X  
MENU BOARD MOUNTS**

**WALL MOUNTED**



**BT8330**

- Max screen size: 70"
- Max load: 50kg per screen
- Fits universal patterns: up to 1200mm

PAGE 32

**POP-OUT**




**BT8331**

- Max screen size: 70"
- Max load: 50kg per screen
- Fits universal patterns: up to 900mm

PAGE 32

**CEILING MOUNTED**




**BT8332**

- Max screen size: 70"
- Max load: 50kg per screen
- Fits universal patterns: up to 1200mm

PAGE 33

**CURVED**



**BT8333**

- Max screen size: 70"
- Max load: 50kg per screen
- Fits universal patterns: up to 1200mm

PAGE 33

**MODULAR  
VIDEO WALL MOUNTS**

**WALL OR POLE MOUNTED**

**POP-OUT**



**BT8310**

- Max screen size: 70"
- Max load: 70kg
- Fits VESA® patterns: 200x100 to 600x400

PAGE 44

**POP-OUT  
ULTRA-SLIM**



**BT8312**

- Max screen size: 70"
- Max load: 50kg
- Fits VESA® patterns: 200x100 to 600x400

PAGE 46

**FIXED**



**BT8311**

- Max screen size: 70"
- Max load: 75kg
- Fits VESA® patterns: 200x200 to 600x400

PAGE 47

**VIDEO WALL  
FLOOR STANDS**

**FREESTANDING**



**BT8370**

- Max screen size: 70"
- Max load: 50kg per screen
- Fits universal patterns: up to 900mm

PAGE 38

**MOBILE**



**BT8371**

- Max screen size: 70"
- Max load: 50kg per screen
- Fits universal patterns: up to 900mm

PAGE 39

**BOLT DOWN**




**BT8372**

- Max screen size: 70"
- Max load: 50kg per screen
- Fits universal patterns: up to 900mm

PAGE 39

**DIRECT VIEW  
LED MOUNTS**

**WALL MOUNTED**



**BT9340-FM**

- Front mounted

**BT9340-RM**

- Rear mounted

PAGE 58

**FREESTANDING**



**BT9370-FM**

- Front mounted

**BT9370-RM**

- Rear mounted

PAGE 59

**MOBILE**



**BT9371-FM**


- Front mounted

**BT9371-RM**

- Rear mounted

PAGE 60

**BOLT DOWN**



**BT9372-FM**

- Front mounted

**BT9372-RM**

- Rear mounted

PAGE 61



SYSTEM X  
VIDEOWALL MOUNTS

WALL MOUNTED



**BT8340**

- Max screen size: 70"
- Max load: 50kg per screen
- Fits universal patterns: up to 900mm

PAGE 34

POP-OUT



**BT8341**

- Max screen size: 70"
- Max load: 50kg per screen
- Fits universal patterns: up to 900mm

PAGE 34

CEILING MOUNTED

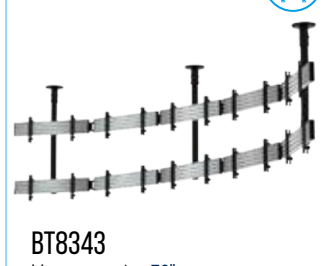


**BT8342**

- Max screen size: 70"
- Max load: 50kg per screen
- Fits universal patterns: up to 900mm

PAGE 35

CURVED



**BT8343**

- Max screen size: 70"
- Max load: 50kg per screen
- Fits universal patterns: up to 900mm

PAGE 35

MODULAR  
VIDEOWALL STANDS

FREESTANDING



**BT8350**

- Max screen size: 55"
- Max load: 50kg per screen
- Fits universal patterns: up to 600x400


PAGE 52



**BT8351**

- Max screen size: 55"
- Max load: 50kg per screen
- Fits universal patterns: up to 600x400

PAGE 52



**BT8352**

- Max screen size: 55"
- Max load: 50kg per screen
- Fits universal patterns: up to 600x400

PAGE 53



**BT8353**

- Max screen size: 55"
- Max load: 50kg per screen
- Fits universal patterns: up to 600x400

PAGE 53

SYSTEM X CURVED  
VIDEOWALL STANDS

FREESTANDING

MOBILE

BOLT DOWN

CURVED




**BT8373**

- Max screen size: 70"
- Max load: 50kg per screen
- Fits universal patterns: up to 900mm

PAGE 40

CURVED



**BT8376**

- Max screen size: 70"
- Max load: 50kg per screen
- Fits universal patterns: up to 900mm

PAGE 41

CURVED



**BT8374**

- Max screen size: 70"
- Max load: 50kg per screen
- Fits universal patterns: up to 900mm

PAGE 40

CURVED



**BT8375**

- Max screen size: 70"
- Max load: 50kg per screen
- Fits universal patterns: up to 900mm

PAGE 41

DIGITAL  
SIGNAGE

POP-OUT

ROTATION



**BT8308**

- Max screen size: 42"
- Max load: 25kg
- Fits VESA® patterns: 75x75 up to 200x200

PAGE 66



**BT8309**

- Max screen size: 42"
- Max load: 25kg
- Fits VESA® patterns: 75x75 up to 200x200

PAGE 66



**BT8310XL**

- Max screen size: 120"
- Max load: 125kg
- Fits VESA® patterns: 200x100 to 600x400

PAGE 67



**BT7550**




- Max screen size: 65"
- Max load: 70kg
- Fits universal patterns: up to 400x400mm

PAGE 67

# FLAT SCREEN FLOOR STANDS







DIGITAL SIGNAGE KIOSKS

FREESTANDING

 <p><b>BT7005</b></p> <ul style="list-style-type: none"> <li>Max screen size: 65"</li> <li>Max load: 50kg</li> <li>Fits VESA® patterns: up to 600x400</li> </ul> <p>PAGE 70</p>	<p><b>ULTRA-SLIM</b></p>  <p><b>BT7002</b></p> <ul style="list-style-type: none"> <li>Max screen size: 65"</li> <li>Max load: 25kg</li> <li>Fits VESA® patterns: up to 600x400</li> </ul> <p>PAGE 71</p>	<p><b>BACK-TO-BACK</b></p>  <p><b>BT7006</b></p> <ul style="list-style-type: none"> <li>Max screen size: 65"</li> <li>Max load: 50kg</li> <li>Fits VESA® patterns: up to 600x400</li> </ul> <p>PAGE 71</p>	<p><b>LG 86BH5C 86" ULTRA-STRETCH</b></p>  <p><b>BT7008</b></p> <ul style="list-style-type: none"> <li>Designed for use with: LG 86" Ultra-Stretch Screen</li> <li>Max load: 50kg</li> <li>Fits universal patterns: 600x200mm</li> </ul> <p>PAGE 73</p>
--	---	---	---

PREMIUM TROLLEYS

MOBILE






 <p><b>BT8562</b></p> <ul style="list-style-type: none"> <li>Max screen size: 70"</li> <li>Max load: 70kg</li> <li>Fits VESA® patterns: up to 600x400</li> </ul> <p>PAGE 78</p>	<p><b>ADJUSTABLE HEIGHT</b></p>  <p><b>BT8563</b></p> <ul style="list-style-type: none"> <li>Max screen size: 70"</li> <li>Max load: 70kg</li> <li>Fits VESA® patterns: up to 600x400</li> </ul> <p>PAGE 79</p>	<p><b>FLIP ROTATION</b></p>  <p><b>BT8566</b></p> <ul style="list-style-type: none"> <li>Max screen size: 70"</li> <li>Max load: 70kg</li> <li>Fits VESA® patterns: up to 600x400</li> </ul> <p>PAGE 82</p>	<p><b>FLIP ROTATION ADJUSTABLE HEIGHT</b></p>  <p><b>BT8567</b></p> <ul style="list-style-type: none"> <li>Max screen size: 70"</li> <li>Max load: 70kg</li> <li>Fits VESA® patterns: up to 600x400</li> </ul> <p>PAGE 83</p>	<p><b>XL</b></p>  <p><b>BT8564</b></p> <ul style="list-style-type: none"> <li>Max screen size: 120"</li> <li>Max load: 130kg</li> <li>Fits VESA® patterns: up to 1000x600</li> </ul> <p>PAGE 80</p>	<p><b>ADJUSTABLE HEIGHT XL</b></p>  <p><b>BT8565</b></p> <ul style="list-style-type: none"> <li>Max screen size: 120"</li> <li>Max load: 83kg</li> <li>Fits VESA® patterns: up to 1000x600</li> </ul> <p>PAGE 81</p>
--	--	--	---	--	---

MODE-AL FLOOR STANDS

FLOOR-TO-WALL

FLOOR-TO-CEILING

BOLT-DOWN

 <p><b>BT8700</b></p> <ul style="list-style-type: none"> <li>Max screen size: 70"</li> <li>Max load: 70kg</li> <li>Fits universal patterns: up to 472x400mm</li> </ul> <p>PAGE 92</p>	<p><b>TALL</b></p>  <p><b>BT8701</b></p> <ul style="list-style-type: none"> <li>Max screen size: 70"</li> <li>Max load: 70kg</li> <li>Fits universal patterns: up to 472x400mm</li> </ul> <p>PAGE 93</p>	 <p><b>BT8702</b></p> <ul style="list-style-type: none"> <li>Max screen size: 70"</li> <li>Max load: 70kg</li> <li>Fits universal patterns: up to 472x400mm</li> </ul> <p>PAGE 93</p>	 <p><b>BT8703</b></p> <ul style="list-style-type: none"> <li>Max screen size: 70"</li> <li>Max load: 70kg</li> <li>Fits universal patterns: up to 472x400mm</li> </ul> <p>PAGE 94</p>	<p><b>TALL</b></p>  <p><b>BT8704</b></p> <ul style="list-style-type: none"> <li>Max screen size: 70"</li> <li>Max load: 70kg</li> <li>Fits universal patterns: up to 472x400mm</li> </ul> <p>PAGE 94</p>
---	--	---	---	--

MODE-AL TWIN SCREEN VIDEO CONFENCING

FLOOR-TO-WALL






BOLT-DOWN

FREESTANDING

<p><b>VC SHELF</b></p>  <p><b>BT8710</b></p> <ul style="list-style-type: none"> <li>Max screen size: 65"</li> <li>Max load: 70kg per screen</li> <li>Fits universal patterns: up to 600x400mm</li> </ul> <p>PAGE 98</p>	<p><b>VC SHELF</b></p>  <p><b>BT8711</b></p> <ul style="list-style-type: none"> <li>Max screen size: 65"</li> <li>Max load: 70kg per screen</li> <li>Fits universal patterns: up to 600x400mm</li> </ul> <p>PAGE 98</p>	<p><b>VC SHELF</b></p>  <p><b>BT8712</b></p> <ul style="list-style-type: none"> <li>Max screen size: 65"</li> <li>Max load: 56kg per screen</li> <li>Fits universal patterns: up to 600x400mm</li> </ul> <p>PAGE 99</p>
--	---	--

SYSTEM X FLOOR STANDS

FREESTANDING

 <p><b>BTf840</b></p> <ul style="list-style-type: none"> <li>Max screen size: 65"</li> <li>Max load: 70kg</li> <li>Fits universal patterns: up to 600x400mm</li> </ul> <p>PAGE 86</p>	<p><b>TILT</b></p>  <p><b>BT8551</b></p> <ul style="list-style-type: none"> <li>Max screen size: 65"</li> <li>Max load: 50kg</li> <li>Fits universal patterns: up to 600x400mm</li> <li>Tilt: +/-15°</li> </ul> <p>PAGE 84</p>	<p><b>XL PORTRAIT</b></p>  <p><b>BTf843</b></p> <ul style="list-style-type: none"> <li>Max screen size: 85"</li> <li>Max load: 70kg</li> <li>Fits universal patterns: up to 800x600mm</li> </ul> <p>PAGE 86</p>	<p><b>DUAL STACK LANDSCAPE</b></p>  <p><b>BTf841</b></p> <ul style="list-style-type: none"> <li>Max screen size: 65"</li> <li>Max load: 35kg per screen</li> <li>Fits universal patterns: up to 600x400mm</li> </ul> <p>PAGE 87</p>	<p><b>DUAL STACK PORTRAIT</b></p>  <p><b>BTf842</b></p> <ul style="list-style-type: none"> <li>Max screen size: 65"</li> <li>Max load: 35kg per screen</li> <li>Fits universal patterns: up to 600x400mm</li> </ul> <p>PAGE 87</p>
--	---	--	--	---



# QUICK REFERENCE GUIDE

FREESTANDING		BOLT-DOWN	
<p><b>BT7007</b></p> <ul style="list-style-type: none"> <li>Designed for use with: LG 88" Ultra-Stretch Screen</li> <li>Max load: 50kg</li> <li>Fits universal patterns: 600x400mm</li> </ul>	<p><b>BT7009</b></p> <ul style="list-style-type: none"> <li>Designed for use with: LG 88" Ultra-Stretch Screen</li> <li>Max load: 50kg per screen</li> <li>Fits universal patterns: 600x400mm</li> </ul>	<p><b>BT7003</b></p> <ul style="list-style-type: none"> <li>Max screen size: 65"</li> <li>Max load: 50kg</li> <li>Fits universal patterns: up to 600x400mm</li> </ul>	<p><b>BT7004</b></p> <ul style="list-style-type: none"> <li>Max screen size: 65"</li> <li>Max load: 50kg</li> <li>Fits universal patterns: up to 600x400mm</li> </ul>
PAGE 74	PAGE 75	PAGE 72	PAGE 72





MOBILE				
<p><b>BT8503</b></p> <ul style="list-style-type: none"> <li>Max screen size: 60"</li> <li>Max load: 50kg</li> <li>Fits universal patterns: up to 800x600mm</li> </ul>	<p><b>BT8504</b></p> <ul style="list-style-type: none"> <li>Max screen size: 70"</li> <li>Max load: 70kg</li> <li>Fits universal patterns: up to 600x400mm</li> </ul>	<p><b>BT8506</b></p> <ul style="list-style-type: none"> <li>Max screen size: 120"</li> <li>Max load: 130kg</li> <li>Fits universal patterns: up to 1100x730</li> </ul>	<p><b>BT8507</b></p> <ul style="list-style-type: none"> <li>Surface Hub Size: 55"</li> <li>Max load: 70kg</li> <li>Fits universal patterns: up to 1400x400mm</li> </ul>	<p><b>BT8508</b></p> <ul style="list-style-type: none"> <li>Surface Hub Size: 84"</li> <li>Max load: 200kg</li> <li>Fits universal patterns: up to 1400x800mm</li> </ul>
PAGE 84	PAGE 84	PAGE 84	PAGE 85	PAGE 85

MOBILE	FLOOR-TO-WALL	BOLT-DOWN	MOBILE
<p><b>BT8705</b></p> <ul style="list-style-type: none"> <li>Max screen size: 70"</li> <li>Max load: 70kg</li> <li>Fits universal patterns: up to 472x400mm</li> </ul>	<p><b>BT8706</b></p> <ul style="list-style-type: none"> <li>Max screen size: 70"</li> <li>Max load: 70kg</li> <li>Fits universal patterns: up to 472x400mm</li> </ul>	<p><b>BT8707</b></p> <ul style="list-style-type: none"> <li>Max screen size: 98"</li> <li>Max load: 200kg</li> <li>Fits universal patterns: up to 972x800mm</li> </ul>	<p><b>BT8708</b></p> <ul style="list-style-type: none"> <li>Max screen size: 98"</li> <li>Max load: 140kg</li> <li>Fits universal patterns: up to 972x800mm</li> </ul>
PAGE 95	PAGE 95	PAGE 96	PAGE 96

MOBILE			FREESTANDING	
<p><b>BT8514</b></p> <ul style="list-style-type: none"> <li>Max screen size: 46"</li> <li>Max load: 40kg per screen</li> <li>Fits universal patterns: up to 400x400mm</li> </ul>	<p><b>BT8515</b></p> <ul style="list-style-type: none"> <li>Max screen size: 55"</li> <li>Max load: 70kg per screen</li> <li>Fits universal patterns: up to 600x400mm</li> </ul>	<p><b>BT8516</b></p> <ul style="list-style-type: none"> <li>Max screen size: 65"</li> <li>Max load: 70kg per screen</li> <li>Fits universal patterns: up to 600x400mm</li> </ul>	<p><b>BT8521</b></p> <ul style="list-style-type: none"> <li>Max screen size: 46"</li> <li>Max load: 20kg per screen</li> <li>Fits universal patterns: up to 400x400mm</li> </ul>	<p><b>BT8521</b></p> <ul style="list-style-type: none"> <li>Max screen size: 46"</li> <li>Max load: 20kg per screen</li> <li>Fits universal patterns: up to 400x400mm</li> </ul>
PAGE 90	PAGE 90	PAGE 91	PAGE 93	PAGE 93

FREESTANDING				
<p><b>BTF800</b></p> <ul style="list-style-type: none"> <li>Max screen size: 60"</li> <li>Max load: 30kg</li> <li>Fits VESA® patterns: 600x400</li> <li>Swivel: 60°</li> </ul>	<p><b>BTF801</b></p> <ul style="list-style-type: none"> <li>Max screen size: 55"</li> <li>Max load: 30kg</li> <li>Fits VESA® patterns: 600x400</li> <li>Swivel: 60°</li> </ul>	<p><b>BTF810</b></p> <ul style="list-style-type: none"> <li>Max screen size: 60"</li> <li>Max load: 35kg</li> <li>Fits VESA® patterns: 600x400</li> <li>Swivel: 360°</li> </ul>	<p><b>BTF807</b></p> <ul style="list-style-type: none"> <li>Max screen size: 75"</li> <li>Max load: 70kg</li> <li>Width: 1637mm</li> </ul>	<p><b>BTF808</b></p> <ul style="list-style-type: none"> <li>Max screen size: 90"</li> <li>Max load: 80kg</li> <li>Width: 1805mm</li> </ul>
PAGE 110	PAGE 110	PAGE 111	PAGE 111	PAGE 111





# FLAT SCREEN WALL MOUNTS

SMALL	FIXED		TILT		TILT & SWIVEL	
	 <p><b>BT7510</b></p> <ul style="list-style-type: none"> <li>Max screen size: 28"</li> <li>Max load: 20kg</li> <li>Fits VESA® patterns: 50x50, 75x75 &amp; 100x100</li> </ul> <p>PAGE 114</p>	 <p><b>BT7511</b></p> <ul style="list-style-type: none"> <li>Max screen size: 28"</li> <li>Max load: 20kg</li> <li>Fits VESA® patterns: 50x50, 75x75 &amp; 100x100</li> <li>Tilt: +17/-10°</li> </ul> <p>PAGE 114</p>	 <p><b>BT7518</b></p> <ul style="list-style-type: none"> <li>Max screen size: 28"</li> <li>Max load: 20kg</li> <li>Fits VESA® patterns: 75x75 &amp; 100x100</li> <li>Tilt: +17/-10° • Swivel: 50°</li> <li>Screen rotation: 360°</li> </ul> <p>PAGE 114</p>	 <p><b>BTV112</b></p> <ul style="list-style-type: none"> <li>Max screen size: 28"</li> <li>Max load: 15kg</li> <li>Fits VESA® patterns: 75x75 &amp; 100x100</li> <li>Tilt: +/-15° • Swivel: 180°</li> <li>Screen rotation: 360°</li> </ul> <p>PAGE 114</p>		

MEDIUM	FIXED			TILT		
	 <p><b>BT7532</b></p> <ul style="list-style-type: none"> <li>Max screen size: 47"</li> <li>Max load: 40kg</li> <li>Fits VESA® patterns: up to 200x200</li> </ul> <p>PAGE 116</p>	 <p><b>BT8200</b></p> <ul style="list-style-type: none"> <li>Max screen size: 47"</li> <li>Max load: 40kg</li> <li>Fits VESA® patterns: up to 240x200</li> </ul> <p>PAGE 116</p>	 <p><b>BTV500</b></p> <ul style="list-style-type: none"> <li>Max screen size: 47"</li> <li>Max load: 40kg</li> <li>Fits VESA® patterns: up to 225x200</li> </ul> <p>PAGE 116</p>	 <p><b>BT7523</b></p> <ul style="list-style-type: none"> <li>Max screen size: 47"</li> <li>Max load: 25kg</li> <li>Fits VESA® patterns: up to 200x200</li> <li>Tilt: +/-15°</li> </ul> <p>PAGE 117</p>	 <p><b>BT8430</b></p> <ul style="list-style-type: none"> <li>Max screen size: 47"</li> <li>Max load: 50kg</li> <li>Fits universal patterns: up to 327x200mm</li> <li>Tilt: +/-15°</li> </ul> <p>PAGE 117</p>	 <p><b>BTV501</b></p> <ul style="list-style-type: none"> <li>Max screen size: 47"</li> <li>Max load: 40kg</li> <li>Fits universal patterns: up to 225x200mm</li> <li>Tilt: +15°</li> </ul> <p>PAGE 117</p>






LARGE	FIXED			
	 <p><b>BT8210</b></p> <ul style="list-style-type: none"> <li>Max screen size: 55"</li> <li>Max load: 50kg</li> <li>Fits universal patterns: up to 440x400mm</li> </ul> <p>PAGE 120</p>	 <p><b>BT8421</b></p> <ul style="list-style-type: none"> <li>Max screen size: 55"</li> <li>Max load: 35kg</li> <li>Fits universal patterns: up to 465x400mm</li> </ul> <p>PAGE 120</p>	 <p><b>BT8441</b></p> <ul style="list-style-type: none"> <li>Max screen size: 55"</li> <li>Max load: 80kg</li> <li>Fits universal patterns: up to 455x400mm</li> </ul> <p>PAGE 120</p>	 <p><b>BTV510</b></p> <ul style="list-style-type: none"> <li>Max screen size: 55"</li> <li>Max load: 50kg</li> <li>Fits universal patterns: up to 425x400mm</li> </ul> <p>PAGE 120</p>










X-LARGE	FIXED				TILT	
	 <p><b>BT8220</b></p> <ul style="list-style-type: none"> <li>Max screen size: 80"</li> <li>Max load: 70kg</li> <li>Fits universal patterns: up to 840x500mm</li> </ul> <p>PAGE 124</p>	 <p><b>BT8422</b></p> <ul style="list-style-type: none"> <li>Max screen size: 80"</li> <li>Max load: 70kg</li> <li>Fits universal patterns: up to 825x500mm</li> </ul> <p>PAGE 124</p>	 <p><b>BT8442</b></p> <ul style="list-style-type: none"> <li>Max screen size: 55"</li> <li>Max load: 80kg</li> <li>Fits universal patterns: up to 655x400mm</li> </ul> <p>PAGE 124</p>	 <p><b>BTV520</b></p> <ul style="list-style-type: none"> <li>Max screen size: 65"</li> <li>Max load: 70kg</li> <li>Fits universal patterns: up to 825x500mm</li> </ul> <p>PAGE 122</p>	 <p><b>BT8432</b></p> <ul style="list-style-type: none"> <li>Max screen size: 80"</li> <li>Max load: 70kg</li> <li>Fits universal patterns: up to 477x400mm</li> <li>Tilt: +/-15°</li> </ul> <p>PAGE 125</p>	 <p><b>BTV521</b></p> <ul style="list-style-type: none"> <li>Max screen size: 65"</li> <li>Max load: 70kg</li> <li>Fits universal patterns: up to 825x500mm</li> <li>Tilt: +15°</li> </ul> <p>PAGE 122</p>






XX-LARGE	FIXED		TILT	SPECIALIST MOUNTS	FIXED
	 <p><b>BT9901</b></p> <ul style="list-style-type: none"> <li>Max screen size: 100"</li> <li>Max load: 100kg</li> <li>Fits universal patterns: up to 900x600mm</li> </ul> <p>PAGE 125</p>	 <p><b>BT9903</b></p> <ul style="list-style-type: none"> <li>Max screen size: 120"</li> <li>Max load: 200kg</li> <li>Fits universal patterns: up to 1000x600mm</li> </ul> <p>PAGE 126</p>	 <p><b>BT9910</b></p> <ul style="list-style-type: none"> <li>Max screen size: 100"</li> <li>Max load: 130kg</li> <li>Fits universal patterns: up to 1000x600mm</li> <li>Tilt: +/-15°</li> </ul> <p>PAGE 126</p>		 <p><b>BT9907</b></p> <ul style="list-style-type: none"> <li>Designed for use with: Microsoft 55" Surface Hub</li> <li>Max load: 70kg</li> <li>Fits universal patterns: up to 1400x400mm</li> </ul> <p>PAGE 127</p>


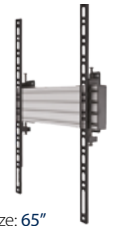



# QUICK REFERENCE GUIDE

SINGLE ARM		DOUBLE ARM	
 <p><b>BT7512</b></p> <ul style="list-style-type: none"> <li>Max screen size: 28"</li> <li>Max load: 15kg</li> <li>Fits VESA® patterns: 75x75 &amp; 100x100</li> <li>Tilt: +17/-10° Swivel: 180°</li> <li>Distance from wall: 75 - 280mm</li> <li>Screen rotation: 360°</li> </ul> <p>PAGE 115</p>	 <p><b>BTV113</b></p> <ul style="list-style-type: none"> <li>Max screen size: 28"</li> <li>Max load: 15kg</li> <li>Fits VESA® patterns: 75x75 &amp; 100x100</li> <li>Tilt: +15° Swivel: 180°</li> <li>Distance from wall: 77 - 240mm</li> <li>Screen rotation: 360°</li> </ul> <p>PAGE 115</p>	 <p><b>BT7513</b></p> <ul style="list-style-type: none"> <li>Max screen size: 28"</li> <li>Max load: 15kg</li> <li>Fits VESA® patterns: 75x75 &amp; 100x100</li> <li>Tilt: +17/-10° Swivel: 180°</li> <li>Distance from wall: 95 - 467mm</li> <li>Screen rotation: 360°</li> </ul> <p>PAGE 115</p>	 <p><b>BTV114</b></p> <ul style="list-style-type: none"> <li>Max screen size: 28"</li> <li>Max load: 15kg</li> <li>Fits VESA® patterns: 75x75 &amp; 100x100</li> <li>Tilt: +15° Swivel: 180°</li> <li>Distance from wall: 77 - 385mm</li> <li>Screen rotation: 360°</li> </ul> <p>PAGE 115</p>

TILT & SWIVEL	SINGLE ARM		DOUBLE ARM	
 <p><b>BTV502</b></p> <ul style="list-style-type: none"> <li>Max screen size: 47"</li> <li>Max load: 25kg</li> <li>Fits VESA® patterns: up to 200x200</li> <li>Tilt: +/-15° Swivel: 180°</li> <li>Screen rotation: 360°</li> </ul> <p>PAGE 117</p>	 <p><b>BT7514</b></p> <ul style="list-style-type: none"> <li>Max screen size: 47"</li> <li>Max load: 25kg</li> <li>Fits VESA® patterns: up to 200x200</li> <li>Tilt: +/-40° Swivel: 180°</li> <li>Distance from wall: 95 - 336mm</li> </ul> <p>PAGE 118</p>	 <p><b>BTV503</b></p> <ul style="list-style-type: none"> <li>Max screen size: 47"</li> <li>Max load: 25kg</li> <li>Fits VESA® patterns: up to 200x200</li> <li>Tilt: +/-15° Swivel: 180°</li> <li>Distance from wall: 79 - 240mm</li> <li>Screen rotation: 360°</li> </ul> <p>PAGE 118</p>	 <p><b>BT7515</b></p> <ul style="list-style-type: none"> <li>Max screen size: 47"</li> <li>Max load: 25kg</li> <li>Fits VESA® patterns: up to 200x200</li> <li>Tilt: +/-40° Swivel: 180°</li> <li>Distance from wall: 95 - 525mm</li> </ul> <p>PAGE 119</p>	 <p><b>BTV504</b></p> <ul style="list-style-type: none"> <li>Max screen size: 47"</li> <li>Max load: 25kg</li> <li>Fits VESA® patterns: up to 200x200</li> <li>Tilt: +/-15° Swivel: 180°</li> <li>Distance from wall: 79 - 385mm</li> <li>Screen rotation: 360°</li> </ul> <p>PAGE 119</p>

TILT	DOUBLE ARM		FIXED			
 <p><b>BT8431</b></p> <ul style="list-style-type: none"> <li>Max screen size: 55"</li> <li>Max load: 50kg</li> <li>Fits universal patterns: up to 468x400mm</li> <li>Tilt: +/-15°</li> </ul> <p>PAGE 121</p>	 <p><b>BTV511</b></p> <ul style="list-style-type: none"> <li>Max screen size: 55"</li> <li>Max load: 50kg</li> <li>Fits universal patterns: up to 430x400mm</li> <li>Tilt: +15°</li> </ul> <p>PAGE 121</p>	 <p><b>BTV514</b></p> <ul style="list-style-type: none"> <li>Max screen size: 60"</li> <li>Max load: 35kg</li> <li>Fits universal patterns: up to 600x400mm</li> <li>Tilt: +10/-2° Swivel: 180°</li> </ul> <p>PAGE 122</p>	<b>VESA ADAPTORS</b>	 <p><b>BT7542</b></p> <ul style="list-style-type: none"> <li>Fits VESA® patterns: 200x100 &amp; 200x200</li> </ul>	 <p><b>BT7540</b></p> <ul style="list-style-type: none"> <li>Fits VESA® patterns: 300x200 &amp; 400x200</li> </ul>	 <p><b>BT7502</b></p> <ul style="list-style-type: none"> <li>Fits VESA® patterns: 200x100 &amp; 200x200</li> </ul>
 <p><b>BT7564</b></p> <ul style="list-style-type: none"> <li>Fits VESA® pattern: 600x400</li> </ul>	 <p><b>BT7565</b></p> <ul style="list-style-type: none"> <li>Fits VESA® pattern: 800x400</li> </ul>	 <p><b>BT7566</b></p> <ul style="list-style-type: none"> <li>Fits VESA® pattern: 900x400</li> </ul>				
PAGE 131						

DOUBLE ARM		<b>HEIGHT ADJUSTABLE</b>	EASY HEIGHT ADJUSTMENT FOR INTERACTIVE TOUCHSCREENS		
 <p><b>BT8221</b></p> <ul style="list-style-type: none"> <li>Max screen size: 65"</li> <li>Max load: 36kg</li> <li>Fits universal patterns: up to 600x400mm</li> <li>Tilt: +/-15° Swivel: 180°</li> </ul> <p>PAGE 123</p>	 <p><b>BT8225</b></p> <ul style="list-style-type: none"> <li>Max screen size: 75"</li> <li>Max load: 45kg</li> <li>Fits universal patterns: up to 600x400mm</li> <li>Tilt: +/-15° Swivel: 130°</li> </ul> <p>PAGE 123</p>		 <p><b>BT8601</b></p> <ul style="list-style-type: none"> <li>Max screen size: 65"</li> <li>Max load: 80kg</li> <li>Fits universal patterns: up to 600x400mm</li> </ul> <p>PAGE 128</p>	 <p><b>BT8602</b></p> <ul style="list-style-type: none"> <li>Max screen size: 120"</li> <li>Max load: 130kg</li> <li>Fits universal patterns: up to 1000x600mm</li> </ul> <p>PAGE 128</p>	 <p><b>BT8603</b></p> <ul style="list-style-type: none"> <li>Max screen size: 65"</li> <li>Max load: 70kg</li> <li>Fits universal patterns: up to 600x400mm</li> <li>Screen rotation: 90°</li> </ul> <p>PAGE 129</p>

FIXED		POP-OUT		
<p><b>SURFACE HUB</b></p>  <p><b>BT9908</b></p> <ul style="list-style-type: none"> <li>Designed for use with: Microsoft 84" Surface Hub</li> <li>Max load: 120kg</li> <li>Fits universal patterns: up to 1400x800mm</li> </ul> <p>PAGE 127</p>	<p><b>PORTRAIT</b></p>  <p><b>BT8321</b></p> <ul style="list-style-type: none"> <li>Max screen size: 65"</li> <li>Max load: 70kg</li> <li>Fits universal patterns: up to 600x400mm</li> </ul> <p>PAGE 68</p>	<p><b>LG 86BH5C 86" ULTRA-STRETCH LANDSCAPE</b></p>  <p><b>BT9905</b></p> <ul style="list-style-type: none"> <li>Designed for use with: LG 86" Ultra-Stretch Screen</li> <li>Max load: 50kg</li> <li>Fits universal patterns: 600x200mm</li> </ul> <p>PAGE 68</p>	<p><b>LG 86BH5C 86" ULTRA-STRETCH PORTRAIT</b></p>  <p><b>BT9906</b></p> <ul style="list-style-type: none"> <li>Designed for use with: LG 86" Ultra-Stretch Screen</li> <li>Max load: 70kg</li> <li>Fits universal patterns: 800x200mm</li> </ul> <p>PAGE 69</p>	<p><b>LG 86BH5C 86" ULTRA-STRETCH PORTRAIT</b></p>  <p><b>BT9909</b></p> <ul style="list-style-type: none"> <li>Designed for use with: LG 86" Ultra-Stretch Screen</li> <li>Max load: 50kg</li> <li>Fits universal patterns: 600x200mm</li> </ul> <p>PAGE 69</p>



# ADDITIONAL MOUNTING SOLUTIONS

CEILING MOUNTS

CEILING

SWIVEL

**BT7553**

- Max screen size: 28"
- Max load: 23kg
- Fits VESA® patterns: 75x75 & 100x100
- Tilt: +90°/-15°
- Swivel / Screen Rotation: 360°



PAGE 134

ADJUSTABLE DROP

**BT8423**

- Max screen size: 47"
- Max load: 50kg
- Fits VESA® patterns: up to 200x200
- Tilt: +/-15°



PAGE 134

**BT8424**

- Max screen size: 65"
- Max load: 50kg
- Fits universal patterns: up to 600x400mm
- Tilt: +/-15°



PAGE 135

ADJUSTABLE DROP

**BT8426**

- Max screen size: 65"
- Max load: 50kg
- Fits VESA® patterns: up to 600x400
- Tilt: +/-15°



PAGE 135

DESKTOP MOUNTS

DESKTOP

**BT7553**

- Max screen size: 28"
- Max load: 23kg
- Fits VESA® patterns: 75x75 & 100x100
- Tilt: +15°/-90°
- Swivel / Screen Rotation: 360°



PAGE 139

**BT7371**

- Max screen size: 28"
- Max load: 9kg
- Fits VESA® patterns: 75x75 & 100x100
- Tilt: +65°/-90°
- Swivel / Screen Rotation: 360°



PAGE 141

**BT7372**

- Max screen size: 28"
- Max load: 9kg
- Fits VESA® patterns: 75x75 & 100x100
- Tilt: +65°/-90°
- Swivel / Screen Rotation: 360°



PAGE 141

**BT7373**

- Max screen size: 28"
- Max load: 9kg
- Fits VESA® patterns: 75x75 & 100x100
- Tilt: +65°/-90°
- Swivel / Screen Rotation: 360°



PAGE 141

COMPONENT SHELVES

WALL

TILT

**BT7866**

- Max load: 1kg
- Dimensions: 122x106mm



PAGE 103

**BT7863**

- Max load: 4kg
- Dimensions: 235x120mm



PAGE 103

**BT7033**

- Max load: 25kg
- Dimensions: 300x300mm



PAGE 104

**BT7032**

- Max load: 15kg
- Dimensions: 500x380mm



PAGE 104

GLASS

**BT7166**

- Max load: 10kg
- Dimensions: 450x365mm



PAGE 111

ADJUSTABLE

**BTV920**

- Max load: 10kg
- Dimensions: 100-570mm



PAGE 105

PROJECTOR MOUNTS

CEILING

**BT893**

- Max load: 70kg
- Max fixing pattern: up to 790.4mm



PAGE 146

ADJUSTABLE DROP

**BT893-AD**

- Max load: 70kg
- Max fixing pattern: up to 790.4mm



PAGE 147

**BT893-FD**

- Max load: 70kg
- Max fixing pattern: up to 790.4mm



PAGE 147

**BT899XL**

- Max load: 25kg
- Max fixing pattern: up to 493mm



PAGE 148

SPEAKER MOUNTS

WALL

**BT332**

- Max load: 5kg
- Tilt: +/-20°
- Swivel: 180°



PAGE 152

CENTRE SPEAKER

**BT15**

- Max load: 15kg
- Adjustable arm length: 180mm - 290mm



PAGE 152

SIDE-CLAMPING

**BT77**

- Max load: 25kg
- Tilt: +/-10°
- Swivel: 360°



PAGE 152

# QUICK REFERENCE GUIDE

## CEILING

### ADJUSTABLE DROP



#### BT8427

- Max screen size: 65"
- Max load: 70kg
- Fits universal patterns: up to 600x400mm
- Tilt: up to +20°

PAGE 136

### BACK-TO-BACK



#### BT8428

- Max screen size: 65"
- Max load: 50kg per screen
- Fits universal patterns: up to 600x400mm
- Tilt: +/-15°

PAGE 137

### XXL



#### BT8448

- Max screen size: 120"
- Max load: 130kg
- Fits universal patterns: up to 1000x600mm

PAGE 137

## DESKTOP

### TWIN SCREEN



#### BT7374

- Max screen size: 28"
- Max load: 9kg per screen
- Fits VESA® patterns: 75x75 & 100x100
- Tilt: +65°/-90°
- Swivel / Screen Rotation: 360°

PAGE 141



#### BT7382

- Max screen size: 28"
- Max load: 9kg
- Fits VESA® patterns: 75x75 & 100x100
- Tilt: +/-40°
- Swivel / Screen Rotation: 360°

PAGE 143



#### BT7383

- Max screen size: 28"
- Max load: 9kg
- Fits VESA® patterns: 75x75 & 100x100
- Tilt: +65°/-90°
- Swivel / Screen Rotation: 360°

PAGE 143

### TWIN SCREEN



#### BT7384

- Max screen size: 28"
- Max load: 9kg
- Fits VESA® patterns: 75x75 & 100x100
- Tilt: +65°/-90°
- Swivel / Screen Rotation: 360°

PAGE 143

## WALL

### MEDICAL MOUNTS



#### BT7592

- Max screen size: 23"
- Max load: 3-5kg
- Fits VESA® patterns: 75x75 & 100x100

PAGE 130



#### BT7593

- Max screen size: 23"
- Max load: 5-8kg
- Fits VESA® patterns: 75x75 & 100x100

PAGE 130

### STACKABLE PROJECTOR MOUNTS

## FLOOR



#### BT897

- Max load: 75kg per unit
- Tilt: 4.5°
- Roll: 4.5°
- Yaw: 2.5°

PAGE 145



#### BT898

- Max load: 75kg per unit
- Tilt: 30°
- Roll: 4.5°
- Yaw: 2.5°

PAGE 145

## CEILING

### ADJUSTABLE DROP



#### BT899XL-AD

- Max load: 70kg
- Max fixing pattern: up to 790.4mm

PAGE 148



#### BT899XL-FD

- Max load: 70kg
- Max fixing pattern: up to 790.4mm

PAGE 148



#### BT899

- Max load: 25kg
- Max fixing pattern: up to 370mm

PAGE 149

### ADJUSTABLE DROP



#### BT899-AD

- Max load: 25kg
- Max fixing pattern: up to 370mm

PAGE 149



#### BT899-FD

- Max load: 70kg
- Max fixing pattern: up to 370mm

PAGE 149

## SOUNDBAR



#### BTV914

- Max load: 10kg
- Height adjustable: 250mm
- Lateral adjustable: 112mm

PAGE 152

## FLOOR



#### BT604

- Max load: 50kg
- Height: 400mm
- Top plate dimensions: 190x190mm

PAGE 153



#### BT606

- Max load: 35kg
- Height: 600mm
- Top plate dimensions: 160x160mm

PAGE 153



#### BT608


- Max load: 15kg
- Height: 800mm
- Top plate dimensions: 125x125mm

PAGE 153

# VIDEOWALLS & MENU BOARDS

Favoured by installers around the world, B-Tech are the go-to multi-screen mounting systems providers thanks to a large selection of solutions that cover almost any requirement.

Our range of videowall mounts includes our highly commended System X rail mounted solutions which can be configured to any requirement, as well as individual brackets such as the BT8310, which work as modular systems. These have already been installed in hundreds of locations around the world, with the biggest single install to date being a 428 bracket installation into Baghdad Airport.



Original Designs by B-Tech AV Mounts - Registered Designs & Patents apply






“ INSTALLING VIDEOWALLS HAS NEVER BEEN EASIER THANKS TO @BTECHAVMOUNTS SYSTEM X RANGE OF AV MOUNTS. ”

Mindstec Distribution  
@Mindstec

# BT8330

## UNIVERSAL MENU BOARD MOUNTING SYSTEM

- Configurable mounting solution available to order to your requirements from stock - see configurator info
- Universal design suitable for all screens
- Suitable for landscape or portrait mounting
- Select from a choice of fixed, tilting or micro-adjustment arms when ordering
- Can be used to mount XXL screens with vertical fixings of up to 1200mm
- All arms feature levelling screws to adjust the screen height
- Micro-adjustment arms feature tool-less micro-adjustment
- Multiple rail lengths available



70" / 178cm

VESA 1200

50KG

PER SCREEN

20°

Micro-adjustment

Levelling screws

Multiple rail lengths

**CONFIGURE TO YOUR EXACT REQUIREMENTS**  
SEE PAGE 36

### SPECIFICATION

Recommended screen size	32" - 70"
Max load	50kg per screen
VESA® & non-VESA fixings	up to 1200mm*
Tilt (tilt arms only)	+20°
Distance from wall (fixed arms)	57.4mm**
Distance from wall (tilt arms)	71.4mm
Distance from wall (micro-adjustment arms)	85mm (+/-10mm micro-adjustment)

\*Refers to maximum vertical fixing dimension for a typical configuration. Correctly sized interface arms and adaptors will be supplied as necessary to suit the mounting pattern you require.



SYSTEM X™

# BT8331

## UNIVERSAL POP-OUT MENU BOARD MOUNTING SYSTEM

- Configurable mounting solution available to order to your requirements from stock - see configurator info
- Universal design suitable for all screens
- Features pop-in, pop-out function to aid installation and to allow access to the rear of screens for servicing and maintenance
- Suitable for landscape or portrait mounting
- Tool-less micro-adjustments for seamless display alignment
- Safety screws help prevent unauthorised removal of screens
- Ideal for recess mounting menu boards
- Arms include locking screw to prevent accidental pop-out of screens
- Multiple rail lengths available



70" / 178cm

VESA 900

50KG

PER SCREEN

Micro-adjustment

Levelling screws

Multiple rail lengths

**CONFIGURE TO YOUR EXACT REQUIREMENTS**  
SEE PAGE 36

### SPECIFICATION

Recommended screen size	39" - 70"
Max load	50kg per screen
VESA® & non-VESA fixings	up to 900mm*
Flat to the wall depth	104.4mm (+/- 10mm micro-adjustment)
Popped out depth	331mm (+/- 10mm micro-adjustment)

\*Refers to maximum vertical fixing dimension for a typical configuration. Correctly sized interface arms and adaptors will be supplied as necessary to suit the mounting pattern you require.



SYSTEM X™

# BT8332

## UNIVERSAL CEILING MOUNTED MENU BOARD MOUNTING SYSTEM

- Configurable mounting solution available to order to your requirements from stock - see configurator info
- Universal design suitable for all screens
- Suitable for landscape, portrait and back-to-back mounting
- Select from a choice of fixed, tilting or micro-adjustment arms when ordering
- All arms feature levelling screws to adjust the screen height
- Micro-adjustment arms feature tool-less micro-adjustment
- Integrated management for a neat and tidy installation
- Multiple rail and ceiling pole lengths available

**CONFIGURE TO YOUR EXACT REQUIREMENTS**  
SEE PAGE 36

SPECIFICATION	
Recommended screen size	32" - 70"
Max load	50kg per screen
VESA® & non-VESA fixings	up to 1200mm
Tilt (tilt arms only)	+20°
Pole lengths available	0.5m up to 3m (poles can also be cut or joined)
Colour option (poles & ceiling mounts)	Black, White or Chrome

*\*Refers to maximum vertical fixing dimension for a typical configuration. Correctly sized interface arms and adaptors will be supplied as necessary to suit the mounting pattern you require.*



- 70" 178cm
- VESA 1200
- 50KG PER SCREEN
- 20°
- 
- 
- 
- 

# BT8333

## CURVED UNIVERSAL CEILING MOUNTED MENU BOARD MOUNTING SYSTEM

- Configurable mounting solution available to order to your requirements from stock - see configurator info
- Suitable for landscape or portrait mounting
- Easy to use adjustable adaptor creates an angled join between screens
- Integrated angle guides eliminate the need to measure required angles
- Integrated rail mounting guides ensure the join position is consistent throughout the installation without the need to measure
- Choose fixed or micro-adjustment interface arms
- Tool-less micro-adjustments for seamless display alignment
- All arms feature levelling screws to adjust the screen height
- Integrated cable management
- Safety screws help prevent unauthorised removal of screens
- Simple installation with all mounting hardware included

**CONFIGURE TO YOUR EXACT REQUIREMENTS**  
SEE PAGE 36

SPECIFICATION	
Recommended screen size	32" - 70"
Max load	50kg per screen
VESA® & non-VESA fixings	up to 1200mm*
Angle adjustment range	up to +/- 45° (between screens)
Pole length	0.5m up to 3m (can be cut to length)
Colour option (poles & ceiling mount)	Black, White or Chrome

*\*Refers to maximum vertical fixing dimension for a typical configuration. Correctly sized interface arms and adaptors will be supplied as necessary to suit the mounting pattern you require.*



- 70" 178cm
- VESA 1200
- 50KG PER SCREEN
- 
- 
- 
- 



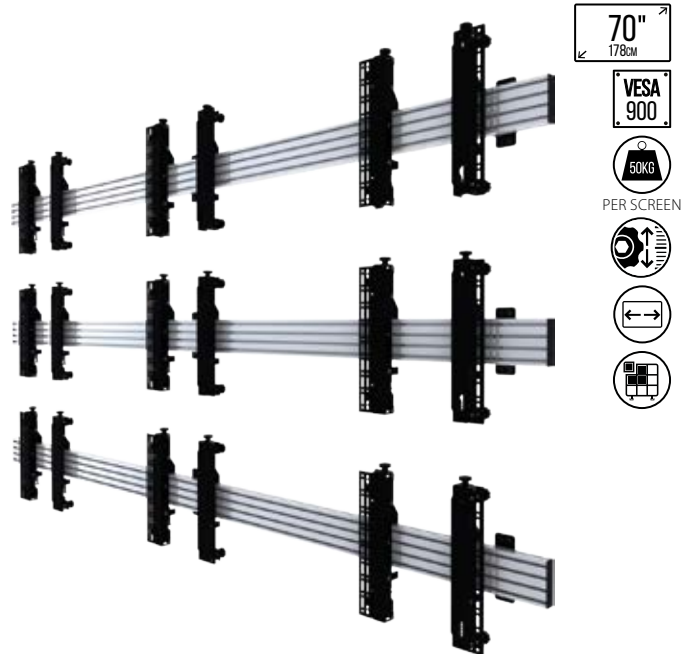


# BT8340

## UNIVERSAL VIDEOWALL MOUNTING SYSTEM



- Configurable mounting solution available to order to your requirements from stock - see configurator info
- Universal design suitable for all screens
- Suitable for landscape or portrait mounting
- Select from a choice of fixed, tilting or micro-adjustment arms when ordering
- Tool-less micro-adjustments for seamless display alignment (available on micro-adjustment arms only)
- Multiple rail lengths available
- All arms feature levelling screws to adjust the screen height
- Safety screws help prevent unauthorised removal of screens
- Can be used to create creative, eye-catching, mosaic installs (please contact your sales representative for more details)



**CONFIGURE TO YOUR EXACT REQUIREMENTS**  
SEE PAGE 36

SYSTEM X™

### SPECIFICATION

Recommended screen size	39" - 70"
Max load	50kg per screen
VESA® & non-VESA fixings	up to 900mm*
Distance from wall	85mm (+/-10mm micro-adjustment)

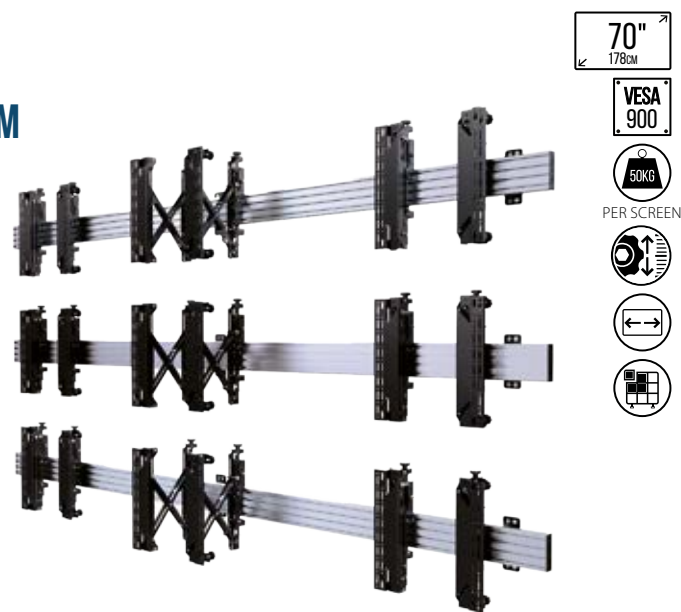
\*Refers to maximum vertical fixing dimension for a typical configuration. Correctly sized interface arms and adaptors will be supplied as necessary to suit the mounting pattern you require.

# BT8341

## UNIVERSAL POP-OUT VIDEOWALL MOUNTING SYSTEM



- Configurable mounting solution available to order to your requirements from stock - see configurator info
- Universal design suitable for all screens
- Suitable for landscape or portrait mounting
- Features pop-in, pop-out function to aid installation and to allow access to the rear of screens for servicing and maintenance
- Can be used in huge variety of configurations
- Ideal for recess mounting videowalls
- Tool-less micro-adjustments for seamless display alignment
- Multiple rail lengths available
- Arms feature levelling screws to adjust the screen height
- Safety screws help prevent unauthorised removal of screens
- Arms include locking screw to prevent accidental pop-out of screens
- Can be used to create creative, eye-catching, mosaic installs (please contact your sales representative for more details)



**CONFIGURE TO YOUR EXACT REQUIREMENTS**  
SEE PAGE 36

SYSTEM X™

### SPECIFICATION

Recommended screen size	39" - 70"
Max load	50kg per screen
VESA® & non-VESA fixings	up to 900mm*
Flat to the wall depth	104.4mm (+/- 10mm micro-adjustment)
Popped out depth	331mm (+/- 10mm micro-adjustment)

\*Max VESA vertical dimension can be increased to 600mm / 800mm / 900mm using **BT7564 / BT7565 / BT7566** adaptor arms. Note: Depth from wall will increase by 6mm if adaptor arms are used.

# BT8342

## UNIVERSAL CEILING MOUNTED VIDEOWALL MOUNTING SYSTEM



- Configurable mounting solution available to order to your requirements from stock - see configurator info
- Tool-less micro-adjustments for seamless display alignment
- Suitable for landscape, portrait and back-to-back mounting
- Capable of mounting from the ceiling or in floor-to-ceiling configurations
- Safety screws help prevent unauthorised removal of screens
- Multiple rail and pole lengths available
- Heavy Duty poles will be automatically supplied with larger installs to cope with increased load (heavy duty option only available in black in 2m or 3m lengths)
- Multiple rail and pole lengths available
- Simple installation with all mounting hardware included



**CONFIGURE TO YOUR EXACT REQUIREMENTS**  
SEE PAGE 36

SYSTEM **X**

### SPECIFICATION

Recommended screen size	39" - 70"
Max load	50kg per screen
VESA® & non-VESA fixings	up to 900mm*
Pole lengths available	0.5m up to 3m (poles can also be cut or joined)
Colour option (poles & ceiling mount)	Black, White or Chrome


*\*Refers to maximum vertical fixing dimension for a typical configuration. Correctly sized interface arms and adaptors will be supplied as necessary to suit the mounting pattern you require.*

# BT8343

## UNIVERSAL CEILING MOUNTED CURVED VIDEOWALL MOUNTING SYSTEM



- Configurable mounting solution available to order to your requirements from stock - see configurator info
- Suitable for landscape or portrait mounting
- Easy to use adjustable adaptor creates an angled joint between screens
- Integrated angle guides eliminate the need to measure required angles
- Integrated rail mounting guides ensure the join position is consistent throughout the installation without the need to measure
- Tool-less micro-adjustments for seamless screen alignment
- Arms feature levelling screws to adjust the screen height
- Integrated cable management
- Safety screws help prevent unauthorised removal of screens
- Simple installation with all mounting hardware included



**CONFIGURE TO YOUR EXACT REQUIREMENTS**  
SEE PAGE 36

SYSTEM **X**

### SPECIFICATION

Recommended screen size	39" - 70"
Max load	50kg per screen
VESA® & non-VESA fixings	up to 900mm*
Angle adjustment range	up to +/- 45° (between screens)
Pole length	0.5m up to 3m (can be cut to length)
Colour option (poles & ceiling mount)	Black, White or Chrome

*\*Refers to maximum vertical fixing dimension for a typical configuration. Correctly sized interface arms and adaptors will be supplied as necessary to suit the mounting pattern you require.*

# SYSTEM X

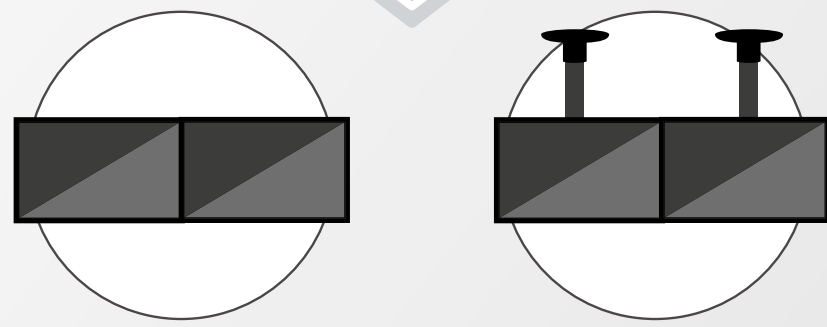
## VIDEOWALL & MENU BOARD ONLINE CONFIGURATION TOOL

BT8330, BT8331, BT8332, BT8333, BT8340, BT8341, BT8342 & BT8343

**STEP 1:** GO TO [WWW.BTECHAVMOUNTS.COM](http://WWW.BTECHAVMOUNTS.COM)

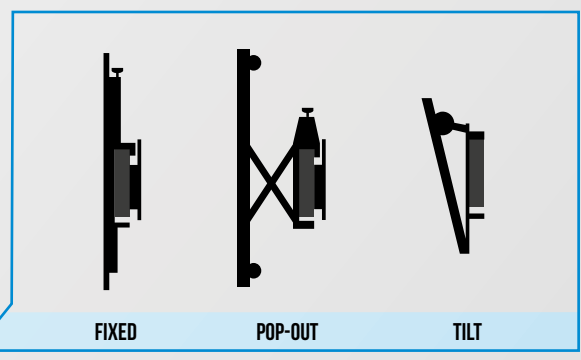


**STEP 2:** SELECT WALL MOUNTED OR CEILING MOUNTED




**STEP 3:** SELECT SPECIFICATIONS FROM DROP DOWN BOXES

SCREEN SIZE	PLEASE SELECT	▼
SCREENS PER ROW	PLEASE SELECT	▼
NUMBER OF ROWS	PLEASE SELECT	▼
POLE LENGTH	PLEASE SELECT	▼
INTERFACE FUNCTION	PLEASE SELECT	▼



**STEP 4:** SELECT ADDITIONAL OPTIONS: CURVED INSTALLATION







Configurations can be specified in just a few simple clicks - start by choosing between wall or pole mounted options. Then, enter details about your screen size and the quantity to be installed, the orientation, the type of interface arm function such as tilt, fixed or micro-adjustment required as well as pole length if required.

Once complete, fill out your contact details and we'll get in touch and give you a quote for your requested configuration.

**STEP 5: SELECT DESIRED ORIENTATION (LANDSCAPE, PORTRAIT)**



**STEP 6: CONFIGURE YOUR MOUNTING SOLUTION**

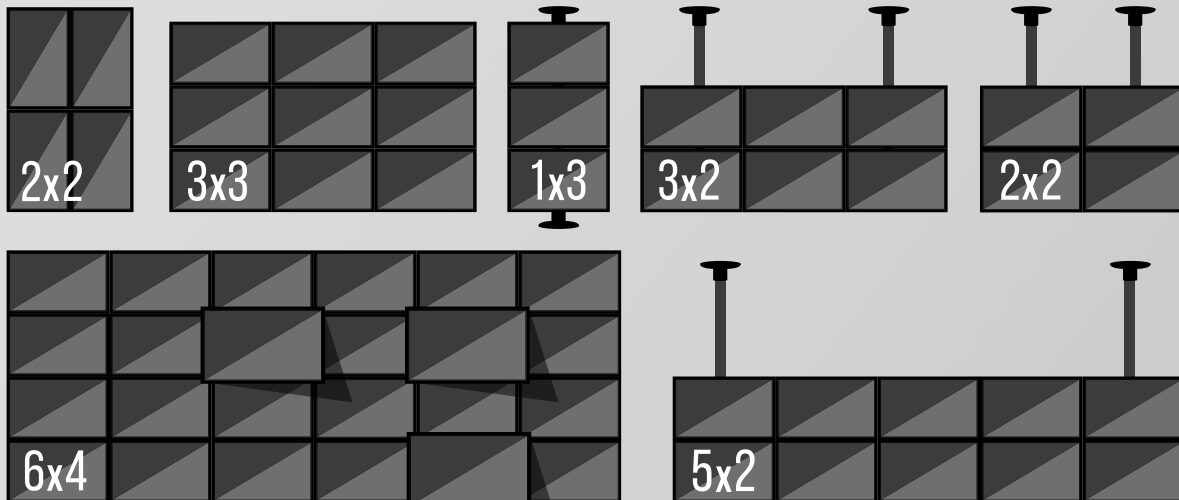


B-TECH MODEL: BT8340-WL4X2-42-F

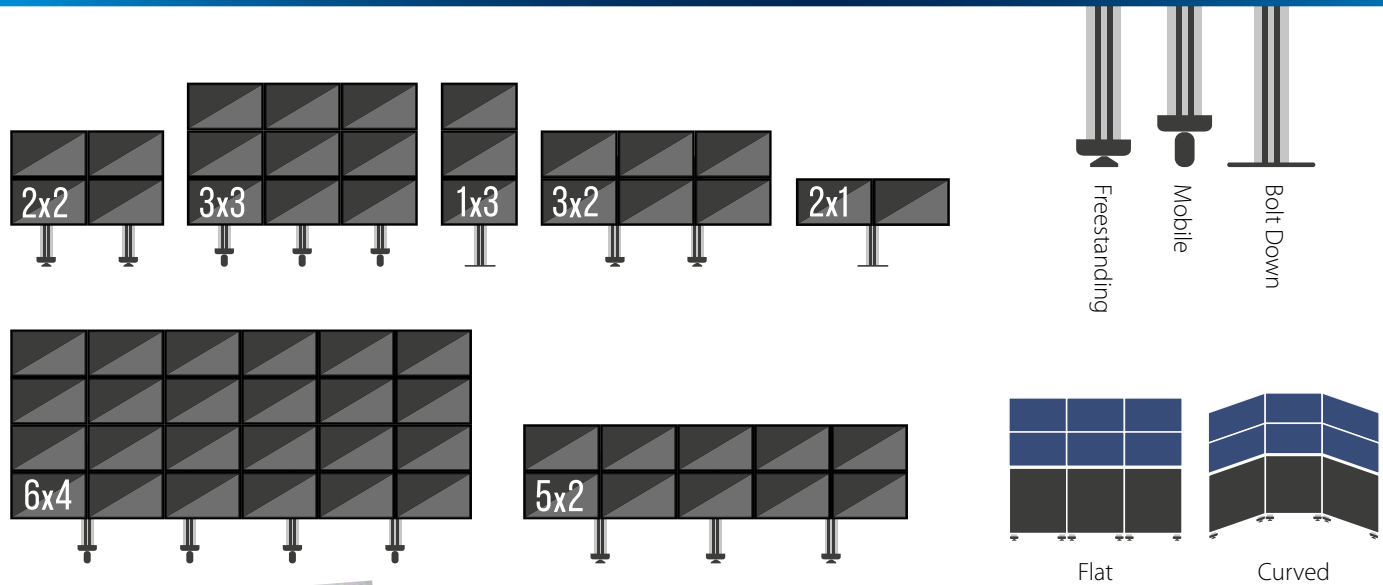
**STEP 7:**

[Request a quote for this configuration](#)

**SYSTEM X VIDEOWALL MOUNTING SOLUTIONS AVAILABLE IN 1000s OF CONFIGURATIONS INCLUDING FIXED, TILT OR POP-OUT**



# SYSTEM X VIDEOWALL MOUNTING SYSTEMS AVAILABLE IN 1000s OF CONFIGURATIONS INCLUDING FREESTANDING, MOBILE OR BOLT DOWN, CURVED OR FLAT



## ONLINE CONFIGURATION TOOL

Our online configuration tool is designed to specify System X mounting solutions, whether that be for a specific configuration of an off-the-shelf package or for something more bespoke - *see page 42 for more information*



## BT8370 UNIVERSAL VIDEOWALL STAND



- 70" 178cm VESA 900 50KG PER SCREEN
- 
- 
- 
- 
- 

- Configurable mounting solution available to order to your requirements, from stock - see configurator info
- Universal design suitable for all videowall screens
- Suitable for landscape or portrait mounting
- Tool-less micro-adjustments for seamless screen alignment
- Integrated cable management
- Includes adjustable levelling feet
- Collar compatible accessories such as shelves can be fitted directly to the extrusion
- Includes re-usable screen position spacer to aid installation of screens
- Safety screws help prevent unauthorised removal of screens
- All mounting hardware included

**CONFIGURE TO YOUR EXACT REQUIREMENTS**  
SEE PAGE 42

SYSTEM X™

SPECIFICATION	
Recommended screen size	32" - 70"
Max load	50kg per screen
VESA® & non-VESA fixings	up to 900mm*
Colour options (Column & Rails)	Black or Silver

\*Refers to maximum vertical fixing dimension for a typical configuration. Correctly sized interface arms and adaptors will be supplied as necessary to suit the mounting pattern you require.

# BT8371

## UNIVERSAL MOBILE VIDEOWALL STAND



- Configurable mounting solution available to order to your requirements, from stock - see configurator info
- Universal design suitable for all videowall screens
- Suitable for landscape or portrait mounting
- Tool-less micro-adjustments for seamless screen alignment
- Integrated cable management
- Includes adjustable levelling feet
- Includes non-marking 4" locking/braked castors & alternative levelling feet
- Collar compatible accessories such as shelves can be fitted directly to the extrusion
- Includes re-usable screen position spacer to aid installation of screens
- Safety screws help prevent unauthorised removal of screens
- All mounting hardware included

**CONFIGURE TO YOUR EXACT REQUIREMENTS**  
SEE PAGE 42

SYSTEM X™

### SPECIFICATION

Recommended screen size	32" - 70"
Max load	50kg per screen
VESA® & non-VESA fixings	up to 900mm*
Colour options (Column & Rails)	Black or Silver

*\*Refers to maximum vertical fixing dimension for a typical configuration. Correctly sized interface arms and adaptors will be supplied as necessary to suit the mounting pattern you require.*

# BT8372

## UNIVERSAL BOLT DOWN VIDEOWALL STAND



- Configurable mounting solution available to order to your requirements, from stock - see configurator info
- Specify other requirements using the System X configuration tool
- Suitable for landscape or portrait mounting
- Small footprint for an unobtrusive installation into confined areas
- Tool-less micro-adjustments for seamless screen alignment
- Integrated cable management
- Collar compatible accessories such as shelves can be fitted directly to the extrusion
- Includes re-usable screen position spacer to aid installation of screens
- Safety screws help prevent unauthorised removal of screens
- All mounting hardware included

**CONFIGURE TO YOUR EXACT REQUIREMENTS**  
SEE PAGE 42

SYSTEM X™

### SPECIFICATION

Recommended screen size	32" - 70"
Max load	50kg per screen
VESA® & non-VESA fixings	up to 900mm*
Colour options (Column & Rails)	Black or Silver

*\*Refers to maximum vertical fixing dimension for a typical configuration. Correctly sized interface arms and adaptors will be supplied as necessary to suit the mounting pattern you require.*



# BT8373

## UNIVERSAL CURVED VIDEOWALL STAND



- Configurable mounting solution available to order to your requirements, from stock - see configurator info
- Universal design suitable for all videowall screens
- High-end aesthetic quality
- Easy to use angle adjustment - set before or after installation
- Integrated angle guides eliminate the need to measure required angles
- Integrated rail mounting guides ensure the join position is consistent throughout the installation without the need to measure
- Tool-less micro-adjustments for seamless screen alignment
- Also available with pop-out interface arms
- Integrated cable management
- Universal screen position spacer to speed up the installation process
- Supplied with adjustable levelling feet to accommodate uneven floor surfaces
- Safety screws help prevent unauthorised removal of screens
- Simple installation with all mounting hardware included



**CONFIGURE TO YOUR EXACT REQUIREMENTS**  
SEE PAGE 42

SYSTEM X™

SPECIFICATION	
For screen sizes	39" - 70"
Max load	50kg per screen
Angle adjustment range	+/- 45° (per column)
VESA® & non-VESA fixings	up to 900mm*
Colour options (Column & Rails)	Black or Silver

*\*Refers to maximum vertical fixing dimension for a typical configuration. Correctly sized interface arms and adaptors will be supplied as necessary to suit the mounting pattern you require.*

# BT8374

## UNIVERSAL MOBILE CURVED VIDEOWALL STAND



- Configurable mounting solution available to order to your requirements, from stock - see configurator info
- Universal design suitable for all videowall screens
- High-end aesthetic quality
- Easy to use angle adjustment - set before or after installation
- Integrated angle guides eliminate the need to measure required angles
- Integrated rail mounting guides ensure the join position is consistent throughout the installation without the need to measure
- Tool-less micro-adjustments for seamless screen alignment
- Also available with pop-out interface arms
- Integrated cable management
- Universal screen position spacer to speed up the installation process
- Includes non-marking 4" locking/braked castors and alternative levelling feet
- Safety screws help prevent unauthorised removal of screens
- Simple installation with all mounting hardware included



**CONFIGURE TO YOUR EXACT REQUIREMENTS**  
SEE PAGE 42

SYSTEM X™

SPECIFICATION	
For screen sizes	39" - 70"
Max load	50kg per screen
Angle adjustment range	+/- 45° (per column)
VESA® & non-VESA fixings	up to 900mm*
Colour options (Column & Rails)	Black or Silver

*\*Refers to maximum vertical fixing dimension for a typical configuration. Correctly sized interface arms and adaptors will be supplied as necessary to suit the mounting pattern you require.*

# BT8375

## UNIVERSAL BOLT DOWN CURVED VIDEOWALL STAND



- Configurable mounting solution available to order to your requirements, from stock - see configurator info
- Universal design suitable for all videowall screens
- High-end aesthetic quality
- Easy to use angle adjustment
- Integrated angle guides eliminate the need to measure required angles
- Integrated rail mounting guides ensure the join position is consistent throughout the installation without the need to measure
- Tool-less micro-adjustments for seamless screen alignment
- Also available with pop-out interface arms
- Discreet, small footprint base
- Integrated cable management
- Universal screen position spacer to speed up the installation process
- Safety screws help prevent unauthorised removal of screens
- Simple installation with all mounting hardware included

**CONFIGURE TO YOUR EXACT REQUIREMENTS**  
SEE PAGE 42

SYSTEM X™

### SPECIFICATION

For screen sizes	39" - 70"
Max load	50kg per screen
Angle adjustment range	+/- 45° (per column)
VESA® & non-VESA fixings	up to 900mm*
Base Thickness	6mm
Colour options (Column & Rails)	Black or Silver

*\*Refers to maximum vertical fixing dimension for a typical configuration. Correctly sized interface arms and adaptors will be supplied as necessary to suit the mounting pattern you require.*

# BT8376

## UNIVERSAL FREESTANDING CURVED VIDEOWALL STAND



- Configurable mounting solution available to order to your requirements, from stock - see configurator info
- Universal design suitable for all videowall screens
- High-end aesthetic quality
- Easy to use angle adjustment - set before or after installation
- Integrated angle guides eliminate the need to measure required angles
- Integrated rail mounting guides ensure the join position is consistent throughout the installation without the need to measure
- Tool-less micro-adjustments for seamless screen alignment
- Also available with pop-out interface arms
- Heavy duty freestanding base allows columns to be individually assembled and positioned, for an easy installation
- Supplied with adjustable levelling feet to accommodate uneven floor surfaces
- Integrated cable management
- Universal screen position spacer to speed up the installation process
- Safety screws help prevent unauthorised removal of screens
- Simple installation with all mounting hardware included

**CONFIGURE TO YOUR EXACT REQUIREMENTS**  
SEE PAGE 42

SYSTEM X™

### SPECIFICATION

For screen sizes	39" - 70"
Max load	50kg per screen
Angle adjustment range	+/- 45° (per column)
VESA® & non-VESA fixings	up to 900mm*
Colour options (Column & Rails)	Black or Silver

*\*Refers to maximum vertical fixing dimension for a typical configuration. Correctly sized interface arms and adaptors will be supplied as necessary to suit the mounting pattern you require.*

# SYSTEM X

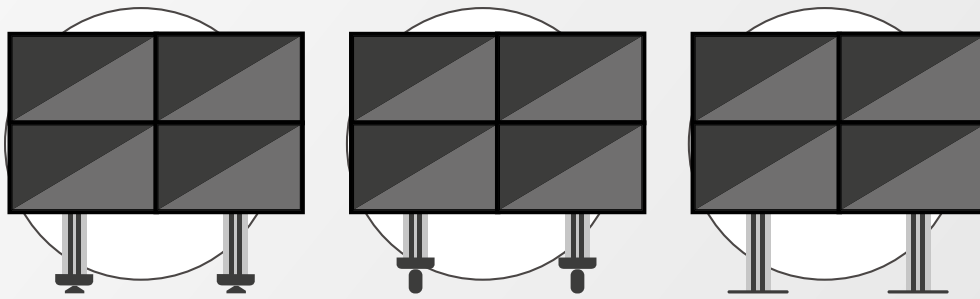
## VIDEOWALL STAND ONLINE CONFIGURATION TOOL

BT8370, BT8371, BT8372, BT8373, BT8374, BT8375 & BT8376

### STEP 1: GO TO [WWW.BTECHAVMOUNTS.COM](http://WWW.BTECHAVMOUNTS.COM)

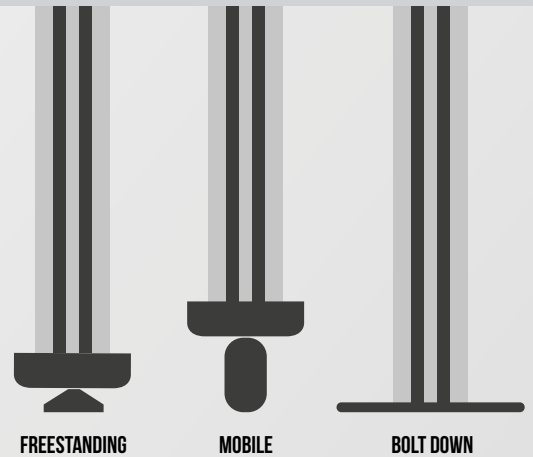


### STEP 2: SELECT FREESTANDING, MOBILE OR BOLT DOWN

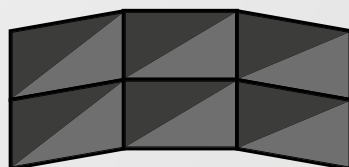


### STEP 3: SELECT SPECIFICATIONS FROM DROP DOWN BOXES

SCREEN SIZE	PLEASE SELECT	▼
SCREENS PER ROW	PLEASE SELECT	▼
COLUMN HEIGHT	PLEASE SELECT	▼
INTERFACE FUNCTION	PLEASE SELECT	▼
NUMBER OF ROWS	PLEASE SELECT	▼
COLUMN COLOUR	PLEASE SELECT	▼



### STEP 4: SELECT ADDITIONAL OPTIONS: CURVED INSTALLATION



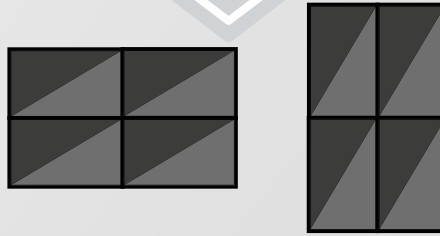
Add option for a curved display



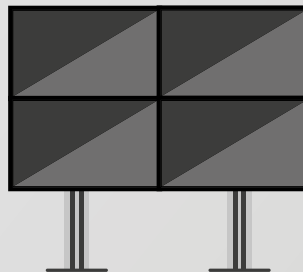
Configurations can be specified in just a few simple clicks - start by choosing between freestanding, mobile, bolt down, wall or ceiling mounted options. Then, enter details about your screen size and the quantity to be installed, the orientation, the type of interface arm function required (e.g. pop-out) as well as pole length/leg height (where applicable).

Once complete, fill out your contact details and we'll get in touch and give you a quote for your requested configuration.

**STEP 5: SELECT DESIRED ORIENTATION (LANDSCAPE, PORTRAIT)**



**STEP 6: CONFIGURE YOUR VIDEOWALL MOUNTING SOLUTION**

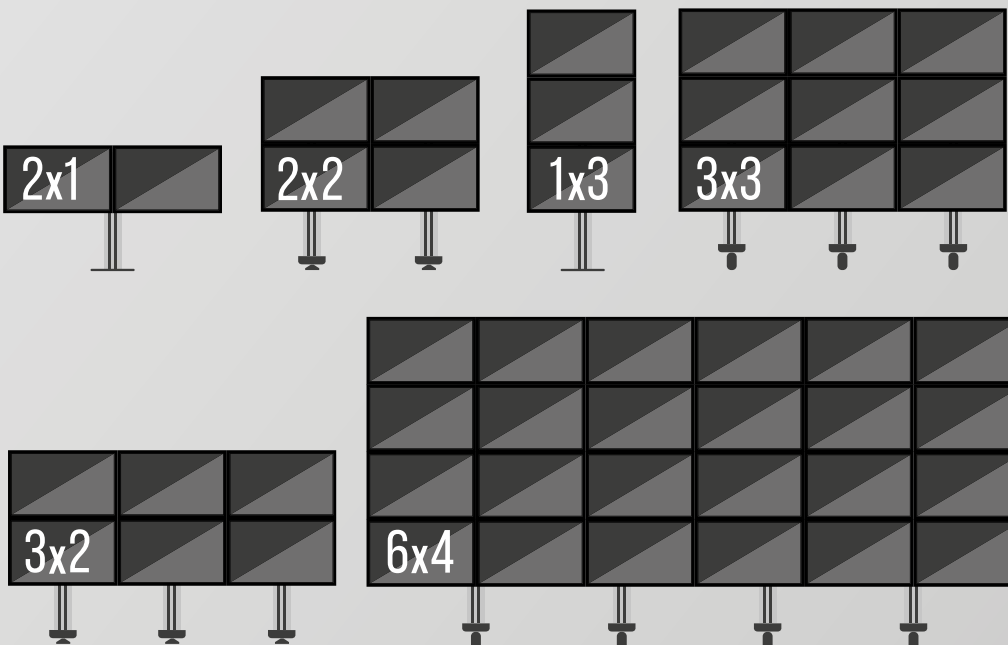


B-TECH MODEL: BT8372-L2X2-42-M-180/S


**STEP 7:**

[Request a quote for this configuration](#)

**EXAMPLE CONFIGURATIONS**



**BESPOKE CONFIGURATIONS AVAILABLE**  
See System X components (page 138) or contact your local sales rep for more information



# BT8310

## POP-OUT VIDEOWALL MOUNT

Designed to make videowall installations as quick and simple as possible, this modular videowall mount can be used to create unlimited videowall configurations in both landscape and portrait format. The BT8310 features a pop-in, pop-out system which enables quick and easy access to the rear of mounted screens for servicing and maintenance and 8 point micro-adjustment, making accurate screen alignment quick and easy.

### FEATURES

- Modular mount for unlimited wall display configurations
- Suitable for landscape or portrait screen mounting
- Push to open / push to close system provides quick & easy service access
- Tool-less micro-adjustments at 8 points for seamless display alignment
- Suitable for both wall or pole mounting
- Integrated cable management
- Screen specific wall plate spacers kits (available separately) dramatically shorten install times by eliminating guesswork and on-site calculations
- Perfect solution for mounting screens into a recessed wall
- Locking kit (**BT8310-LK**) to prevent accidental pop-out of mount is also available (see next page)
- Safety screws help prevent unauthorised removal of screens
- Includes Interface Adaptor Arms as standard for use with screens with VESA 600 x 400 fixings
- Adaptor arms for VESA 800 x 400 fixings (**BT7565**) or VESA 900 x 400 (**BT7566**) available separately
- For screens over 70kg use **BT8310XL** - (see page 67)


### SPECIFICATION

Recommended screen size	42" - 70"
Max load	70kg
VESA® compatibility as standard	200 x 100 up to 400 x 400
VESA® compatibility with included adaptors	up to 600 x 400*
Flat to wall depth	101mm* (+/-7mm with micro-adjustment)
Popped out depth	293mm* (+/-7mm with micro-adjustment)
Screen height adjustment	+15mm

*\*Please note using the included Interface Adaptor Arms to mount VESA 600 x 400 screens will increase the total depth of the product by 6mm, for a total depth of 107mm, or 299mm whilst popped out (+/-7mm micro-adjustment)*



Modular mount allows videowall assembly in an unlimited number of configurations




Push to open / push to close system provides quick and easy service access



Tool-less micro-adjustment at 8 points for seamless display alignment



Optional Interface Adaptors for VESA 600 x 400 fixings included as standard



### TOOL-LESS MICRO ADJUSTMENT

Tool-less micro-adjustments at **8 points** for seamless display alignment



### UNLIMITED CONFIGURATIONS

The modular mounting system allows videowall assembly in an unlimited number of landscape or portrait configurations, from a simple 2x2 to complex mosaic patterns.



**SUITABLE FOR  
LANDSCAPE OR  
PORTRAIT**



### QUICK TO INSTALL

Mounting template spacers speed up installation times.



### POP-OUT SYSTEM IDEAL FOR RECESSES


The pop-out system offers quick and easy service access to the screens, even in recessed applications.

See page 48 for information about Spacers for BT8310

## BT8310-LK

### LOCKING KIT FOR BT8310 & BT8310XL

- Disables the pop in / pop out function of the BT8310 / BT8310XL
- Ideal for avoiding accidental pop out of the BT8310
- Simultaneously pull hook and push mount to release the screen



**PULL HOOK TO RELEASE**



# BT8312

## ULTRA-SLIM POP-OUT VIDEOWALL MOUNT

Designed to make videowall installations as quick and simple as possible, this modular videowall mount can be used to create unlimited videowall configurations in both landscape and portrait format. The BT8312 has an ultra-low profile for mounting into walls with a shallow recess or when space in front of the wall is minimal. The pop-out system enables quick and easy access to the rear of mounted screens for servicing and maintenance and +/-7.5mm micro-adjustment makes accurate screen alignment quick and easy.

### FEATURES

- Ultra-slim design ideal for low profile installs on walls or in shallow recesses
- Modular mount allows videowall assembly in an unlimited number of configurations
- Suitable for landscape or portrait screen mounting
- Pop-out system provides quick and easy service access
- Tool-less micro-adjustment of +/-7.5mm at each corner for seamless display alignment
- Suitable for both wall or pole mounting
- Keyhole mounting for quick and easy installation
- Screen specific wall plate spacers kits are available (separately) to speed up installation times
- Integrated locking mechanism prevents accidental pop-out of mount
- Safety screws help prevent unauthorised removal of screens
- Includes Interface Adaptor Arms as standard for use with screens with VESA 600 x 400 fixings
- Adaptor arms for VESA 800 x 400 fixings (**BT7565**) or VESA 900 x 400 (**BT7566**) available separately

### SPECIFICATION

Recommended screen size	42" - 70" (46" - 70" in portrait)
Max load	50kg
VESA® compatibility as standard	200 x 100 up to 400 x 400
VESA® compatibility with included adaptors	up to 600 x 400*
Flat to wall depth	63.1mm*(+/-7.5mm with micro-adjustment)
Popped out depth	235.1mm*(+/-7.5mm with micro-adjustment)
Tool less micro-adjustment	+/-7.5mm per corner
Screen height adjustment	+15mm

\*Please note using the included Interface Adaptor Arms to mount VESA 600 x 400 screens will increase the total depth of the product by 6mm, for a total depth of: 69.1mm or 241.1mm whilst popped out.



Modular mount allows videowall assembly in an unlimited number of configurations



Pop-out system provides quick and easy service access



Tool less micro-adjustment of +/-7.5mm at each corner for seamless display alignment



Optional Interface Adaptor Arms for VESA 600 x 400 fixings included as standard

# BT8311

## VIDEOWALL MOUNT

Designed to make videowall installations as quick and simple as possible, this modular videowall mount can be used to create unlimited videowall configurations in both landscape and portrait format. The tool-less 8 point micro-adjustment makes accurate screen alignment quick and easy. The BT8311 can also be used in conjunction with the BT8310 pop-in, pop-out videowall mount to allow easier access behind screens for maintenance.

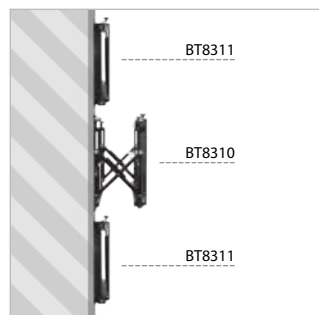
### FEATURES

- Modular mount for unlimited wall display configurations
- Suitable for landscape or portrait screen mounting
- Can be used in conjunction with the BT8310 pop-in, pop-out videowall mount to allow access to micro-adjustment in configurations with more than two rows
- Tool-less micro-adjustments at 8 points for seamless display alignment
- Suitable for both wall or pole mounting
- Integrated cable management for a neat and tidy installation
- Screen specific wall plate spacer kits (available separately) dramatically shorten install times by eliminating guesswork and on-site calculations
- Safety screws help prevent unauthorised removal of screens
- Includes Interface Adaptor Arms as standard for use with screens with VESA 600 x 400 fixings
- Adaptor arms for VESA 800 x 400 fixings (BT7565) or VESA 900 x 400 (BT7566) available separately

### SPECIFICATION

Recommended screen size	42" - 70"
Max load	75kg
VESA® compatibility as standard	200 x 200 up to 400 x 400
VESA® compatibility with included adaptors	up to 600 x 400*
Distance from wall	97mm* (+/-7mm with micro-adjustment)
Screen height adjustment	+15mm

*\*Please note using the included interface adaptor arms to mount VESA 600 x 400 screens will increase the total depth of the product by 6mm, for a total depth of 103mm*



Can be used in conjunction with the BT8310 pop-in, pop-out videowall mount



Safety screws help prevent unauthorised removal of screens



Tool-less micro-adjustment at 8 points for seamless display alignment

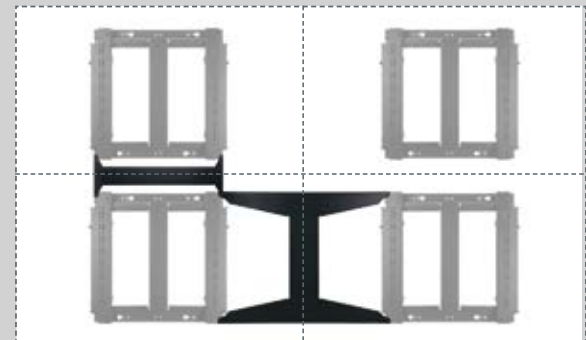


Optional interface adaptors for VESA 600 x 400 fixings included as standard

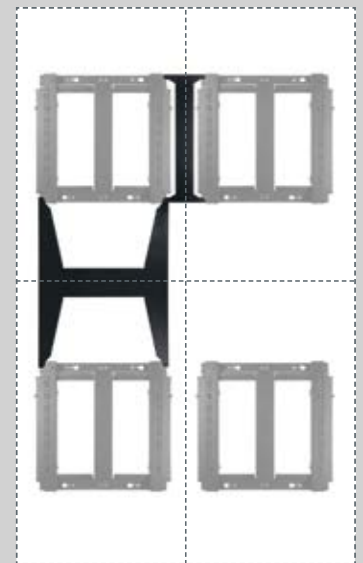

# VIDEOWALL SPACER KITS

**WALL PLATE SPACER KITS** AVAILABLE FOR **BT8310, BT8311 & BT8312** VIDEOWALL MOUNTS

To speed up installation time wall plate spacer kits are available for the **BT8310 / BT8311** and the **BT8312** videowall mounts. These templates eliminate tedious alignment calculations, meaning less time is wasted through measuring and 'guesswork'. These spacers are available to order separately and are suitable for use with all popular brands. **To find out which spacer kit is needed for a specific screen please see the table below.**



**MOUNTING WITH SPACERS - LANDSCAPE**



**MOUNTING WITH SPACERS  
PORTRAIT**

## SPACER KIT REFERENCE TABLE

SCREEN SIZE	SCREEN DIMENSIONS	BT8310 / BT8311 SPACER	BT8312 SPACER
42"	961 x 555mm	<b>BT8310-SP422</b>	N/A
46"	1022 x 576mm	<b>BT8310-SP464</b>	<b>BT8312-SP461</b>
46"	1025 x 579mm	<b>BT8310-SP461</b>	<b>BT8312-SP462</b>
46"	1030 x 585mm	<b>BT8310-SP462</b>	N/A
47"	1047 x 592mm	<b>BT8310-SP471</b>	<b>BT8312-SP471</b>
49"	1078 x 608mm	<b>BT8310-SP491</b>	<b>BT8312-SP491</b>
54"	1200 x 675mm	<b>BT8310-SP541</b>	N/A
55"	1211 x 682mm	<b>BT8310-SP554</b>	<b>BT8312-SP552</b>
55"	1215 x 686mm	<b>BT8310-SP551</b>	<b>BT8312-SP551</b>
55"	1222 x 693mm	<b>BT8310-SP552</b>	N/A
60"	1336 x 755mm	<b>BT8310-SP601</b>	N/A
70"	1544 x 870mm	<b>BT8310-SP701</b>	<b>BT8312-SP701</b>



**VIEW MORE ONLINE**

As new screen sizes are released this range gets updated as the market demands. If your screen dimensions are not listed in the table please go to [www.btechavmounts.com/BT8310](http://www.btechavmounts.com/BT8310) or scan the QR code to view the most up to date list.






# VIDEOWALL INSTALLATION VIDEOS



## BT8310 FULL INSTALLATION VIDEO

Our **BT8310** installation video demonstrates how easy it is to install a videowall using a B-Tech Spacer Kit. Visit the web page below or scan the QR code.



VIEW ALL OF OUR PRODUCT VIDEOS ONLINE AT [WWW.YOUTUBE.COM/BTECHAVMOUNTS](http://WWW.YOUTUBE.COM/BTECHAVMOUNTS)



**B-Tech AV Mounts**  
632 subscribers

SUBSCRIBE

HOME VIDEOS PLAYLISTS CHANNELS ABOUT

Uploads **▶** PLAY ALL

- 

**B-Tech BT893 - Heavy Duty Projector Ceiling Mount with 13 B-Tech Pelles**  
401 views • 4 months ago
- 

**ISE 2019 - B-Tech AV Mounts Stand Walk Through**  
206 views • 8 months ago
- 

**B-Tech's System X Mounting Solutions for Direct View LED**  
169 views • 8 months ago
- 

**B-Tech Demos the Creative Potential of the System X at...**  
159 views • 8 months ago
- 

**AV Awards 2017 - Manufacturer of the Year**  
102 views • 11 months ago
- 

**B-Tech BT8390-AAC - Angle Adjustment Connector**  
1.1K views • 1 year ago



# BT8350 RANGE

## MODULAR FREESTANDING VIDEOWALL MOUNTS

The BT8350 range is a modular freestanding videowall mounting system. Available for use in both landscape and portrait configurations, the BT8350 can be used for installations up to 7 rows high and as many columns wide as desired. The modular design and captive, fast-fit connectors make assembly and disassembly of videowalls extremely quick and easy whilst the 8 point tool-less micro-adjustment allows screens to be perfectly aligned with ease. For a neat and tidy appearance, floor spacers with cosmetic covers are included when the bottom row of screens are elevated off the ground. Curved and pop-out versions are also available to configure.

The range has several options to suit your requirements, angled brackets allow each column of screens to be angled by up to 30°, meaning curved videowalls (BT8352) can be assembled with a complete 180° half circle possible with just 7 columns.

For user convenience, the standard interface arms can be substituted with pop-out versions (BT8351) which enables easier access to the rear of screens during installation or for maintenance. This is of course also possible on the curved frame version (BT8353).



MODULAR DESIGN ALLOWS FOR MULTIPLE CONFIGURATIONS





Original Designs by B-Tech AV Mounts - Registered Designs & Patents apply



# BT8350

## MODULAR FREESTANDING VIDEOWALL STAND



- Modular design allows quick and easy assembly and disassembly of videowalls - perfect for rental applications
- Order to your exact requirements, anything from 2x2 to 70x7
- Can be ordered for landscape or portrait screen mounting
- Tool-less micro-adjustments at 8 points for seamless display alignment
- Captive, fast-fit nuts and screws make assembly and disassembly quick and easy
- Durable Epoxy powder coated frame is ideal for repeated assembly
- Safety screws help prevent unauthorised removal of screens
- Adjustable support bar provides added stability to videowall installations
- Floor spacers with cosmetic covers included for smart installation
- Base sections can face backwards if desired

**CONFIGURE TO YOUR EXACT REQUIREMENTS**  
SEE PAGE 55

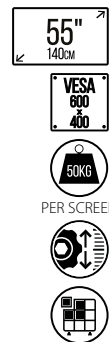
SYSTEM X™

### SPECIFICATION

Available for 3 screen sizes	46", 49" and 55"
Max load	50kg per screen
VESA® compatibility	200 x 200 up to 600 x 400

# BT8351

## POP-OUT, MODULAR FREESTANDING VIDEOWALL STAND



- Modular design allows quick and easy assembly and disassembly of videowalls - perfect for rental applications
- Order to your exact requirements, anything from 2x2 to 70x7
- Can be ordered for landscape or portrait screen mounting
- Features pop-in, pop-out function to aid installation and to allow access to the rear of screens for servicing and maintenance
- Tool-less micro-adjustments at 8 points for seamless display alignment
- Captive, fast-fit nuts and screws make assembly and disassembly quick and easy
- Durable Epoxy powder coated frame is ideal for repeated assembly
- Floor spacers with cosmetic covers included for smart installation
- Safety screws help prevent unauthorised removal of screens
- Base sections can face backwards if desired

**CONFIGURE TO YOUR EXACT REQUIREMENTS**  
SEE PAGE 55


SYSTEM X™

### SPECIFICATION

Available for 3 screen sizes	46", 49" and 55"
Max load	50kg per screen
VESA® compatibility	200 x 200 up to 600 x 400

# BT8352

## MODULAR FREESTANDING CURVED VIDEO WALL STAND



- Modular design allows quick and easy assembly and disassembly of curved videowalls - perfect for rental applications
- Order to your exact requirements, anything from 2x2 to 70x7
- Can be ordered for landscape or portrait screen mounting
- Adjustable brackets allow column angles to be adjusted up to 30° - create a 180° curve with 7 columns
- Tool-less micro-adjustments at 8 points for seamless display alignment
- Captive, fast-fit nuts and screws make assembly and disassembly quick and easy
- Durable Epoxy powder coated frame is ideal for repeated assembly and disassembly
- Floor spacers with cosmetic covers included for smart installation
- Base sections can face backwards if desired



**CONFIGURE TO YOUR EXACT REQUIREMENTS**  
SEE PAGE 55

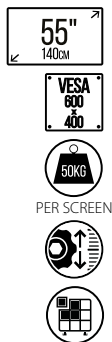
SYSTEM X™

### SPECIFICATION

Available for 3 screen sizes	46", 49" and 55"
Max load	50kg per screen
VESA® compatibility	200 x 200 up to 600 x 400
Angle adjustment range	up to 30° (per column)

# BT8353

## POP-OUT, MODULAR FREESTANDING CURVED VIDEO WALL STAND



- Modular design allows quick and easy assembly and disassembly of curved videowalls - perfect for rental applications
- Order to your exact requirements, anything from 2x2 to 70x7
- Can be ordered for landscape or portrait screen mounting
- Features pop-in, pop-out function to aid installation and to allow access to the rear of screens for servicing and maintenance
- Tool-less micro-adjustments at 8 points for seamless display alignment
- Captive, fast-fit nuts and screws make assembly and disassembly quick and easy
- Durable Epoxy powder coated frame is ideal for repeated assembly
- Floor spacers with cosmetic covers included for smart installation
- Safety screws help prevent unauthorised removal of screens
- Base sections can face backwards if desired



**CONFIGURE TO YOUR EXACT REQUIREMENTS**  
SEE PAGE 55

SYSTEM X™

### SPECIFICATION

Available for 3 screen sizes	46", 49" and 55"
Max load	50kg per screen
VESA® compatibility	200 x 200 up to 600 x 400
Angle adjustment range	up to 30° per column

# BT8350 VIDEOWALL ACCESSORIES

FOR USE WITH BT8350, BT8351, BT8352 & BT8353

## BT8380-CASTORS

**BRAKED CASTORS**  
FOR BT8350/1/2/3

Available in packs of 2  
Please note 4 wheels are required  
per BT8350 base



## BT8350-EB

**EYE BOLT**  
FOR BT8350/1/2/3

Optional eye bolt attachment  
allows the framework to be tied  
back to a wall.



## BT8350-WP

**BALLAST PLATE**  
FOR BT8350/1/2/3

Stackable plates can be used as a  
ballast if required



## BT8350-WB

**BALLAST BOX**  
FOR BT8350/1/2/3

Stackable boxes can be used  
to hold your own ballast  
- e.g. sandbags





# ONLINE CONFIGURATION TOOL

BT8350, BT8351, BT8352 & BT8353

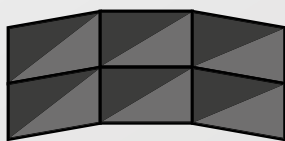
**STEP 1:** GO TO [WWW.BTECHAVMOUNTS.COM](http://WWW.BTECHAVMOUNTS.COM)



**STEP 2:** SELECT SPECIFICATIONS FROM DROP DOWN BOXES


MONITOR SIZE	PLEASE SELECT	▼
MONITOR NUMBER HORIZONTAL	PLEASE SELECT	▼
MONITOR NUMBER VERTICAL	PLEASE SELECT	▼
FLOOR HEIGHT	PLEASE SELECT	▼

**STEP 3:** SELECT ADDITIONAL OPTIONS: CURVED INSTALLATION

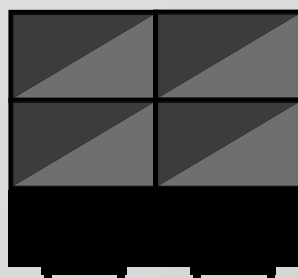


Add option for a curved display

**STEP 4:** SELECT DESIRED ORIENTATION (LANDSCAPE, PORTRAIT OR CURVED)




**STEP 5:** CONFIGURE YOUR VIDEOWALL MOUNTING SOLUTION



B-TECH MODEL: VIDEOWALL - 46 - 2 X 2H - R37

**BESPOKE CONFIGURATIONS AVAILABLE**  
Contact your Account Manager for more information




**STEP 6:**

[Request a quote for this configuration](#)

# DIRECT VIEW LED MOUNTING SOLUTIONS

With ever-decreasing pixel pitch and improving image quality, DVLED panels are now a popular alternative to traditional videowalls for large-scale displays. We have brought a range of solutions to market that are simple to specify, with fast turnaround times from off-the-shelf stock. Designed to work with all popular DVLED cabinets on the market, our DVLED mounting solutions can be specified to requirement using our online DVLED configuration tool.

Using renowned System X technology at its core, B-Tech's range of DVLED mounting solutions can be ordered for wall mounting, mobile and fixed base applications. Using off-the-shelf components means that solutions can be packaged and shipped promptly, with our engineers pre-assembling all key components to save installers valuable on-site time. *Suitable for indoor use only.*



“HASSLE FREE UNIVERSAL LED MOUNTS FROM @BTECHAVMOUNTS 'IT'S WHAT THE INDUSTRY HAS BEEN CRYING OUT FOR'”

AV Technology Europe  
@AVTech Europe



Original Designs by B-Tech AV Mounts - Registered Designs & Patents apply

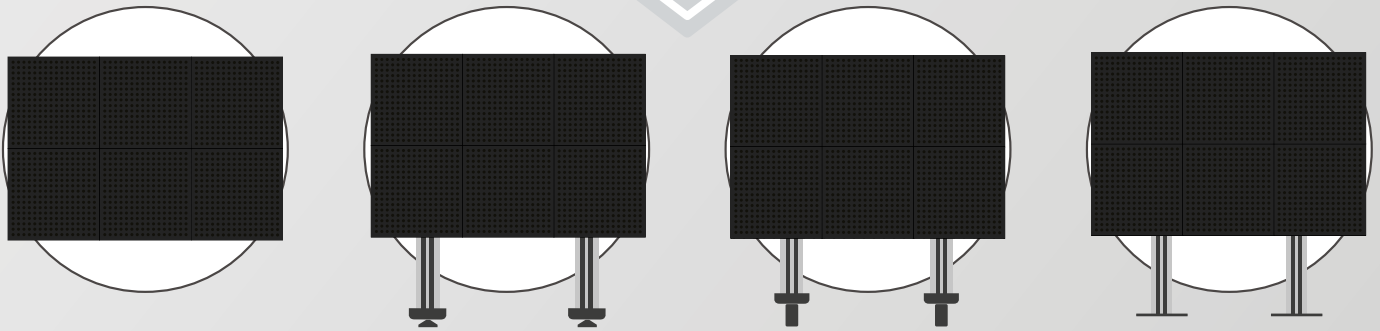
# ONLINE CONFIGURATION TOOL FOR DIRECT VIEW LED VIDEOWALLS

BT9340, BT9370, BT9371, BT9372

**STEP 1:** GO TO [WWW.BTECHAVMOUNTS.COM](http://WWW.BTECHAVMOUNTS.COM)




**STEP 2:** SELECT WALL, FREESTANDING, MOBILE OR BOLT DOWN



**STEP 3:** SELECT SPECIFICATIONS FROM DROP DOWN BOXES

LED PANELS PER ROW	PLEASE SELECT	▼
NUMBER OF ROWS OF LED PANELS	PLEASE SELECT	▼
PANEL DIMENSIONS	PLEASE SELECT	▼
PANEL WEIGHT	PLEASE SELECT	▼
PANEL BRAND / MODEL NUMBER	PLEASE SELECT	▼
PANEL FIXING METHOD	PLEASE SELECT	▼

**STEP 4:** CONFIGURE YOUR LED MOUNTING SOLUTION



B-TECH MODEL: BT9340-3X2

**STEP 5:**

[Request a quote for this configuration](#)



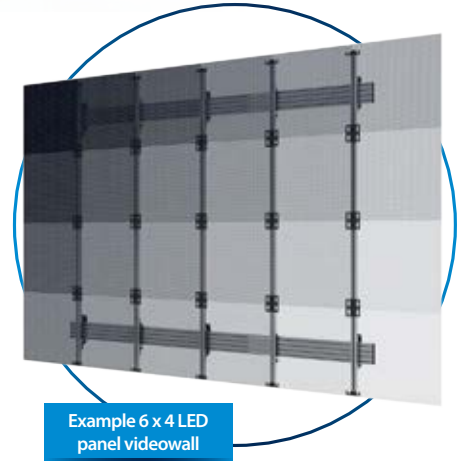

# BT9340

## UNIVERSAL DIRECT VIEW DVLED VIDEOWALL MOUNT


The BT9340 is a wall mounted solution designed to assemble DVLED panel videowalls. As part of B-Tech's System X Range, the BT9340 is part of a universal mounting system which is compatible with various DVLED panels, for use in several formats; wall mounted, trolley, freestanding and bolt down. An DVLED configuration tool allows BT9340 requirements to be specified online and features a quote request option which means pricing can be provided quickly, orders placed can then be fulfilled with short lead times thanks to our extensive stock of off-the-shelf B-Tech components.

### FEATURES

- Configurable mounting solution available to order to your requirements, from stock - see configurator for info
- Universal design suitable for a variety of DVLED panels and configurations
- Options for front or rear mounted panels (see below)
- Assembled from off-the-shelf components for fast order fulfilment
- Online configuration tool for quick turnaround of quotes - no more lengthy wait for bespoke pricing from custom manufacturing
- System can be extended to any required width for large installations
- Open frame allows panel access for easy servicing and maintenance
- Pre-assembly of major parts for quick and easy installation
- All mounting hardware included



**CONFIGURE TO YOUR EXACT REQUIREMENTS**  
SEE PAGE 57




## BT9340-FM

SHOWN IN A 5X4 CONFIGURATION

### SPECIFICATION

Panel fixing method	Front mounted
Colour option (horizontal rails)	Black or Silver
For indoor use only	



## BT9340-RM

SHOWN IN A 5X4 CONFIGURATION

### SPECIFICATION

Panel fixing method	Rear mounted
Colour option (horizontal rails)	Black or Silver
For indoor use only	

- Keyhole mounting for rear access panels allows safe and secure installation of large scale LED videowalls

# BT9370

## FREESTANDING UNIVERSAL DIRECT VIEW DVLED VIDEOWALL STAND


The BT9370 is a freestanding solution designed to assemble DVLED panel videowalls. As part of B-Tech's System X Range, the BT9370 is part of a universal mounting system which is compatible with various DVLED panels, for use in several formats; wall mounted, trolley, freestanding and bolt down. An DVLED configuration tool allows BT9370 requirements to be specified online and features a quote request option which means pricing can be provided quickly, orders placed can then be fulfilled with short lead times thanks to our extensive stock of off-the-shelf B-Tech components.

### FEATURES

- Configurable mounting solution available to order to your requirements, from stock - see configurator for info
- Universal design suitable for a variety of DVLED panels and configurations
- Options for front or rear mounted panels (see below)
- Assembled from off-the-shelf components for fast order fulfilment
- Online configuration tool for quick turnaround of quotes - no more lengthy wait for bespoke pricing from custom manufacturing
- System can be extended to any required width for large installations
- Open frame allows panel access for easy servicing and maintenance
- Pre-assembly of major parts for quick and easy installation
- All mounting hardware included



**CONFIGURE TO YOUR EXACT REQUIREMENTS**  
SEE PAGE 57



Example 6 x 4 LED panel videowall



## BT9370-FM

SHOWN IN A 5X4 CONFIGURATION

### SPECIFICATION

Panel fixing method	Front mounted
Colour option (columns and horizontal rails)	Black or Silver
For indoor use only	

## BT9370-RM

SHOWN IN A 5X4 CONFIGURATION

### SPECIFICATION

Panel fixing method	Rear mounted
Colour option (columns and horizontal rails)	Black or Silver
For indoor use only	

- Keyhole mounting for rear access panels allows safe and secure installation of large scale LED videowalls

# BT9371

## MOBILE UNIVERSAL DIRECT VIEW DVLED VIDEOWALL STAND

The BT9371 is a mobile solution designed to assemble DVLED panel videowalls. As part of B-Tech's System X Range, the BT9371 is part of a universal mounting system which is compatible with various DVLED panels, for use in several formats; wall mounted, trolley, freestanding and bolt down. An DVLED configuration tool allows BT9371 requirements to be specified online and features a quote request option which means pricing can be provided quickly, orders placed can then be fulfilled with short lead times thanks to our extensive stock of off-the-shelf B-Tech components.

### FEATURES

- Configurable mounting solution available to order to your requirements, from stock - see configurator for info
- Universal design suitable for a variety of DVLED panels and configurations
- Options for front or rear mounted panels (see below)
- Assembled from off-the-shelf components for fast order fulfilment
- Online configuration tool for quick turnaround of quotes - no more lengthy wait for bespoke pricing from custom manufacturing
- System can be extended to any required width for large installations
- Open frame allows panel access for easy servicing and maintenance
- Includes non-marking 4" locking/braked castors
- Pre-assembly of major parts for quick and easy installation
- All mounting hardware included



**CONFIGURE TO YOUR EXACT REQUIREMENTS**  
SEE PAGE 57



## BT9371-FM

SHOWN IN A 5X4 CONFIGURATION

### SPECIFICATION

Panel fixing method	Front mounted
Colour option (horizontal rails)	Black or Silver
For indoor use only	



## BT9371-RM

SHOWN IN A 5X4 CONFIGURATION

### SPECIFICATION

Panel fixing method	Rear mounted
Colour option (horizontal rails)	Black or Silver
For indoor use only	

- Keyhole mounting for rear access panels allows safe and secure installation of large scale LED videowalls



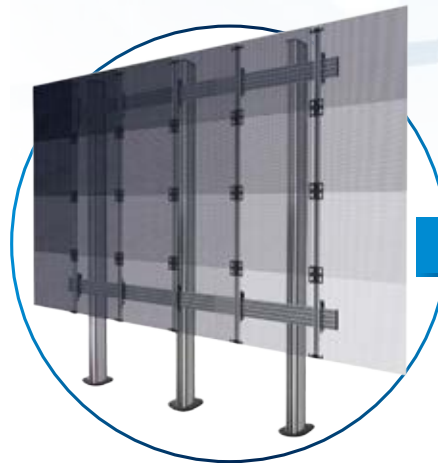
# BT9372

## BOLT DOWN UNIVERSAL DIRECT VIEW DVLED VIDEOWALL STAND

The BT9372 is a bolt down solution designed to assemble DVLED panel videowalls. As part of B-Tech's System X Range, the BT9372 is part of a universal mounting system which is compatible with various DVLED panels, for use in several formats; wall mounted, trolley, freestanding and bolt down. An DVLED configuration tool allows BT9372 requirements to be specified online and features a quote request option which means pricing can be provided quickly, orders placed can then be fulfilled with short lead times thanks to our extensive stock of off-the-shelf B-Tech components.

### FEATURES

- Configurable mounting solution available to order to your requirements, from stock - see configurator for info
- Universal design suitable for a variety of DVLED panels and configurations
- Options for front or rear mounted panels (see below)
- Assembled from off-the-shelf components for fast order fulfilment
- Online configuration tool for quick turnaround of quotes - no more lengthy wait for bespoke pricing from custom manufacturing
- System can be extended to any required width for large installations
- Open frame allows panel access for easy servicing and maintenance
- Small footprint for an unobtrusive installation into confined areas
- Pre-assembly of major parts for quick and easy installation
- All mounting hardware included



Example 6 x 4 LED panel videowall



**CONFIGURE TO YOUR EXACT REQUIREMENTS**  
SEE PAGE 57

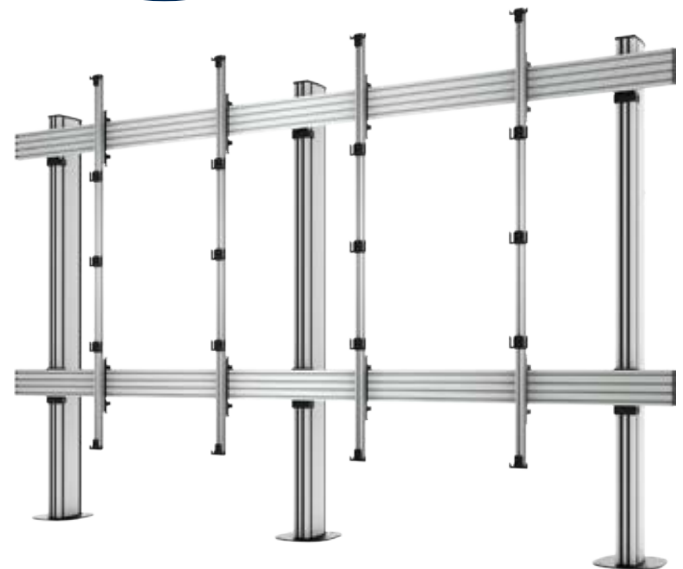


## BT9372-FM

SHOWN IN A 5X4 CONFIGURATION

### SPECIFICATION

Panel fixing method	Front mounted
Colour option (columns and horizontal rails)	Black or Silver
For indoor use only	



## BT9372-RM

SHOWN IN A 5X4 CONFIGURATION

### SPECIFICATION

Panel fixing method	Rear mounted
Colour option (columns and horizontal rails)	Black or Silver
For indoor use only	

- Keyhole mounting for rear access panels allows safe and secure installation of large scale LED videowalls



FOR LG  
LAA015F 130"  
ALL-IN-ONE LED  
SCREEN

## LED FLOOR STANDS DESIGNED SPECIFICALLY FOR LG LAA015F 130" ALL-IN-ONE LED SCREEN



Designed specifically for use with LG's LAA015F 130" All-In-One LED Screen. The range consists of freestanding, mobile and bolt down versions and all feature the same high-end aesthetic, anodised aluminium finish and integrated cable management which ensures a smart and stylish installation.

## BT9370-LAA015F

NEW  
PRODUCT

### FLOOR STAND

FOR LG 130" ALL-IN-ONE LED SCREEN



- Designed and configured specifically for LG LAA015F
- Front mounted design allows panels to be mounted individually for an easy installation
- Open frame allows panel access for servicing and maintenance
- Adjustable levelling feet to accommodate uneven floor surfaces
- Integrated cable management for a neat and tidy install
- Mobile and bolt-down versions also available
- All mounting hardware included

#### SPECIFICATION

Panel fixing method	Front mounted
Colour option (columns)	Black or Silver
Colour option (mounting frame)	Silver

For indoor use only

# BT9371-LAA015F

## MOBILE FLOOR STAND

FOR LG 130" ALL-IN-ONE LED SCREEN



- Designed and configured specifically for LG LAA015F
- Front mounted design allows panels to be mounted individually for an easy installation
- Open frame allows panel access for servicing and maintenance
- Includes non-marking 4"locking/braked castors
- Also includes adjustable levelling feet for static, freestanding installations
- Integrated cable management for a neat and tidy install
- Freestanding and bolt-down versions also available
- All mounting hardware included



### SPECIFICATION

Panel fixing method	Front mounted
Colour option (columns)	Black or Silver
Colour option (mounting frame)	Silver

For indoor use only


# BT9372-LAA015F

## BOLT DOWN FLOOR STAND

FOR LG 130" ALL-IN-ONE LED SCREEN



- Designed and configured specifically for LG LAA015F
- Front mounted design allows panels to be mounted individually for an easy installation
- Open frame allows panel access for servicing and maintenance
- Small footprint for an unobtrusive installation into confined areas
- Integrated cable management for a neat and tidy install
- Freestanding and mobile versions also available
- All mounting hardware included



### SPECIFICATION

Panel fixing method	Front mounted
Colour option (columns)	Black or Silver
Colour option (mounting frame)	Silver

For indoor use only



# SPECIALIST MOUNTS & KIOSKS

## FOR DIGITAL SIGNAGE

With more screens featuring in retail environments than ever before, the need for a comprehensive range of specialist mounting solutions is apparent. In addition to videowalls, single screens ranging from small sizes up to specialist ones such as LG's 86" & 88" Ultra-Stretch displays are being installed into retail outlets. Our range of specialist mounting solutions include a variety of options to cater for the different applications often required of them; portrait mounts, pop-out options for recess mountings and a range of kiosks for screens from small to XL digital signage.



Original Designs by B-Tech AV Mounts - Registered Designs & Patents apply

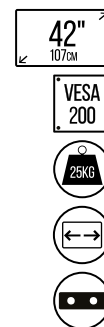


“ CUSTOMER SUPPORT AND SERVICE IS SECOND TO NONE. I HAVE EVERY FAITH IN THE PRODUCTS, THE PRICING AND THE SERVICE GIVEN ”

Chris Whitlock  
@TVC

# BT8308

## POP-OUT FLAT SCREEN WALL MOUNT




- Perfect solution for mounting screens into a recessed wall
- Push to open / push to close system provides quick and easy service access
- Suitable for landscape or portrait screen mounting
- Suitable for both wall or pole mounting
- Keyhole mounting for quick and easy installation
- Levelling screws allow adjustment of screen height
- Integrated locking mechanism prevents accidental pop-out of mount
- Integrated cable management
- 'Hook-on' installation with all mounting hardware included

SPECIFICATION	
Recommended screen size	up to 42"
Max load	25kg
VESA® & non-VESA fixings	75 x 75 up to 200 x 200
Flat to wall depth	58mm
Popped out depth	175mm
Screen height adjustment	+12mm

# BT8309

## POP-OUT FLAT SCREEN WALL MOUNT WITH MICRO-ADJUSTMENT



- Perfect solution for mounting screens into a recessed wall
- Push to open / push to close system provides quick and easy service access
- Micro-adjustment of +/-5mm at each corner for seamless display alignment
- Suitable for landscape or portrait screen mounting
- Suitable for both wall or pole mounting
- Keyhole mounting for quick and easy installation
- Levelling screws allow adjustment of screen height
- Integrated locking mechanism prevents accidental pop-out of mount
- Integrated cable management
- 'Hook-on' installation with all mounting hardware included

SPECIFICATION	
Recommended screen size	up to 42"
Max load	25kg
VESA® & non-VESA fixings	75 x 75 up to 200 x 200
Flat to wall depth	69mm (+/-5mm with micro adjustment)
Popped out depth	186mm (+/-5mm with micro adjustment)
Screen height adjustment	+12mm



# BT83 10XL

## HEAVY DUTY POP-OUT FLAT SCREEN WALL MOUNT WITH MICRO-ADJUSTMENT



- Perfect solution for mounting large heavy duty screens into a recessed wall
- Suitable for landscape or portrait screen mounting
- Push to open / push to close system provides quick and easy service access
- Tool-less micro-adjustments at 8 points for seamless display alignment
- Suitable for both wall or pole mounting
- Integrated cable management
- Locking kit (BT8310-LK) to prevent accidental pop-out of mount is also available (separately - see page 45)
- Safety screws help prevent unauthorised removal of screens
- Includes interface Adaptor Arms as standard for use with screens with VESA 600 x 400 fixings (larger Adaptor Arms are also available, see page 131)
- All mounting hardware included


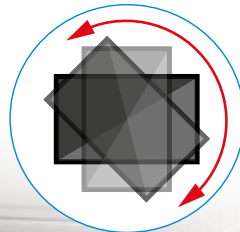
### SPECIFICATION

Recommended screen size	42" - 120"
Max load	125kg
VESA® compatibility as standard	200 x 100 up to 400 x 400
VESA® compatibility with Adaptor Arms	up to 600 x 400*
Flat to wall depth	101mm* (+/-7mm with micro-adjustment)
Popped out depth	293mm* (+/-7mm with micro-adjustment)
Screen height adjustment	+15mm

\*Please note using the included Interface Adaptor Arms to mount VESA 600 x 400 screens will increase the total depth of the product by 6mm, for a total depth of 107mm, or 299mm whilst popped out (+/-7mm micro-adjustment)

# BT7550

## ROTATIONAL FLIP MOUNT



- Allows mounted screens to rotate from landscape to portrait orientation (or vice versa) - Ideal for the Samsung Flip® or other similar touch screens
- Tool-less, easy to use rotation adjustment can be set before or after installation
- Rotation can be stopped and fixed at any angle between 0° and 90°
- Includes angle guides to help set the desired rotation of your screen
- Can be used to mount screens directly to walls
- Can also be mounted to standard B-Tech mounts, pole mounted using System 2 collars or directly to System X solutions
- Features a negative tilt of 4.5 degrees for easier use of touchscreens (ideal for Samsung Flip)
- Simple installation with all mounting hardware included

### SPECIFICATION

For screen sizes	37" - 65"
Max load	70kg
Angle adjustment range	+ 90°
VESA® fixings	200 x 200 up to 400 x 400*
Tilt	-4.5°
Colour Option	Black or White


\*Please note you can increase VESA compatibility using interface adaptors, see page 131

# BT8321

## PORTRAIT SIGNAGE MOUNT



- Can also be used for landscape installations
- Arms feature levelling screws to adjust the screen height
- Pole mounted version for ceiling and floor mounting is available on request
- Safety screws help prevent unauthorised removal of screens
- Suitable for portrait mounting LG's 88BH7D 88" Ultra-Stretch Digital Signage



SYSTEM X™

### SPECIFICATION

Recommended screen size	up to 65"
Max load	70kg
Max VESA® fixings	600 x 400
Distance from Wall	48mm

# BT9905

## ULTRA-STRETCH SIGNAGE MOUNT

FOR LG 86BH5C



- Designed for use with the LG 86BH5C 86", 58:9 Ultra-Stretch Signage
- Ideal for landscape mounting
- Arms feature levelling screws to adjust the screen height
- Pole mounted version for ceiling and floor mounting is available on request
- Safety screws help prevent unauthorised removal of screens



SYSTEM X™

### SPECIFICATION

Recommended screen size	86" Ultra-Strech screens
Max load	50kg
Max VESA® fixings	600 x 200
Distance from wall	47mm

# BT9906

## ULTRA-STRETCH SIGNAGE MOUNT

FOR  LG 86BH5C



- Designed for use with the LG 86BH5C 86", 58:9 Ultra-Strech Signage
- Ideal for portrait mounting
- Arms feature levelling screws to adjust the screen height
- Pole mounted version for ceiling and floor mounting is available on request
- Safety screws help prevent unauthorised removal of screens



SYSTEM 

### SPECIFICATION

Recommended screen size	86" Ultra-Strech screens
Max load	50kg
Max VESA® fixings	800 x 200
Distance from wall	65mm

# BT9909

## POP-OUT ULTRA-STRETCH SIGNAGE MOUNT

FOR  LG 86BH5C



- Portrait mount designed for use with the LG 86BH5C 86", 58:9 Ultra-Strech Signage
- Ideal for recess mounting
- Features pop-in, pop-out function to allow access to the rear of screens for servicing and maintenance and to aid installation
- Tool-less micro-adjustment at 8 points for seamless display alignment
- Arms include locking screw to prevent accidental pop-out of screens
- Safety screws help prevent unauthorised removal of screens



SYSTEM 

### SPECIFICATION

Recommended screen size	86" Ultra-Strech screens
Max load	50kg
Max VESA® fixings	600 x 200
Flat to wall depth	110.4mm*(+/-10mm with micro-adjustment)
Popped out depth	318mm*(+/-10mm with micro-adjustment)
Screen Height Adjustment	+/-10mm

*\*Please note removing the 600mm Adaptor Arms to mount VESA 400 x 200 screens will decrease the depth of the product by 6mm, for a total depth of 126mm, or 306mm whilst popped out (+/-7mm micro-adjustment).*



# BT7005

## SINGLE SCREEN DIGITAL SIGNAGE KIOSK

NEW  
PRODUCT

The BT7005 is a display kiosk designed to mount single screens up to 65". A rigid chassis is fixed to a heavy duty steel base which can be used freestanding or bolted to the floor and is finished stylishly with satin black or white outer covers. The internal mounting system is made up of parts from our System X range, allowing micro-adjustment to ensure the mounted screen sits perfectly level and flush with the front opening of the kiosk, which is laser cut to match your screen size.

### FEATURES

- High-end aesthetic quality with a premium satin finish
- Suitable for portrait mounting
- 8mm thick heavy duty steel base
- Can be used freestanding or bolted to the floor
- Lockable top panel helps prevent unauthorised removal of the screen
- Removable front and rear panels for easy installation and maintenance
- Includes internal storage area in lower section for media players and devices
- Vented top and rear panels allow airflow to and from the device
- Integrated cable management
- Simple 'hook-on' screen installation
- Kiosks can be branded with your company logo if required
- For indoor use only

### SPECIFICATION

Recommended screen size	up to 65"
Max load	50kg per screen
VESA® compatibility	200 x 200 up to 600 x 400
Colour option	Black or White



Fitted with System X components



Heavy duty 8mm steel base



Customisable branding

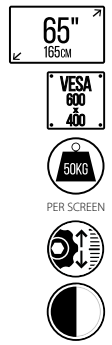
# BT7006

## BACK-TO-BACK DIGITAL SIGNAGE KIOSK

NEW  
PRODUCT




- Portrait mount designed to mount two digital signage screens back-to-back
- Suitable for portrait mounting
- Integrated cable management
- 8mm thick heavy duty steel base
- Can be used freestanding or bolted to the floor
- Lockable top panel helps prevent unauthorised removal of the screen
- Removable front and rear panels for easy installation and maintenance
- Includes internal storage area in lower section for media players and devices
- Vented top and rear panels allow airflow to and from the device
- Integrated cable management
- Simple 'hook-on' screen installation
- Kiosks can be branded with your company logo if required
- For indoor use only



SPECIFICATION	
Recommended screen size	up to 65"
Max load	50kg per screen
VESA® compatibility	200 x 200 up to 600 x 400
Colour option	Black or White

# BT7002

## ULTRA-SLIM SINGLE SCREEN DIGITAL SIGNAGE KIOSK




- High-end aesthetic quality with a premium satin finish
- Suitable for portrait mounting
- Integrated cable management
- 5mm thick heavy duty steel base
- Can be used freestanding or bolted to the floor
- Lockable top panel helps prevent unauthorised removal of the screen
- Removable front and rear panels for easy installation and maintenance
- Includes internal storage area in lower section for media players and devices
- Vented top and rear panels allow airflow to and from the device
- Simple 'hook-on' screen installation
- Kiosks can be branded with your company logo if required
- For indoor use only



SPECIFICATION	
Recommended screen size	up to 65"
Max load	25kg
VESA® compatibility	200 x 200 up to 600 x 400
Colour option	Black or White

# BT7003

## FREESTANDING DIGITAL SIGNAGE MOUNT WITH SCREEN ENCLOSURE



- High-end aesthetic quality
- Suitable for portrait mounting
- Integrated cable management
- Can be used freestanding or bolted to the floor
- Removable rear panels for easy installation and maintenance
- Includes internal storage area for media players and devices
- Vented top and bottom panels allow airflow to and from the device
- Simple 'hook-on' screen installation
- For indoor use only

SYSTEM X™

**SPECIFICATION**

Recommended screen size	27" to 65"
Max load	50kg
VESA® compatibility	200 x 200 up to 600 x 400
Colour option (Column)	Black or Silver

# BT7004

## BOLT DOWN DIGITAL SIGNAGE MOUNT WITH SCREEN ENCLOSURE



- High-end aesthetic quality
- Suitable for portrait mounting
- Integrated cable management
- Removable rear panels for easy installation and maintenance
- Includes internal storage area for media players and devices
- Vented top and bottom panels allow airflow to and from the device
- Simple 'hook-on' screen installation
- For indoor use only

SYSTEM X™

**SPECIFICATION**


Recommended screen size	27" to 65"
Max load	50kg
VESA® compatibility	200 x 200 up to 600 x 400
Colour option (Column)	Black or Silver



# BT7008

## SINGLE SCREEN DIGITAL SIGNAGE KIOSK

FOR  86BH5C

FOR  **86BH5C 86"**  
**ULTRA-STRETCH**  
**SCREEN**

**NEW  
PRODUCT**

The BT7008 is a display kiosk designed to mount the LG 86BH5C 86" 58:9 Ultra-Stretch Signage Screen. A rigid chassis is fixed to a heavy duty steel base which can be bolted to the floor and is finished stylishly with satin black or white outer covers. The internal mounting system is made up of parts from our System X range. The front opening of the kiosk is laser cut to match the screen size.

### FEATURES

- Portrait mount designed for use with the LG 86BH5C 86", 58:9 Ultra-Stretch Signage
- High-end aesthetic quality with a premium satin finish
- Suitable for portrait mounting
- Integrated cable management
- 8mm thick heavy duty steel base
- Designed to be bolted to the floor
- Lockable top panel helps prevent unauthorised removal of the screen
- Removable front and rear panels for easy installation and maintenance
- Vented top and rear panels allow airflow to and from the device
- Simple 'hook-on' screen installation
- Kiosks can be branded with your company logo
- For indoor use only

### SPECIFICATION

Suitable for	86" Ultra-Stretch screens
Max load	30kg
VESA® & non-VESA fixings	600 x 200
Kiosk dimensions	W: 440mm D: 130mm H: 2500mm
Base dimensions	W: 440mm D: 440mm H: 8mm
Colour options	Black or White



Fitted with System X components



Designed specifically for the LG Ultra-Stretch display



Customisable branding

# BT7007

## SINGLE SCREEN DIGITAL SIGNAGE KIOSK

FOR  LG 88BH7D

FOR  LG  
88BH7D 88"  
ULTRA-STRETCH  
SCREEN

The BT7007 is a display kiosk designed to mount the LG 88BH7D 88" 32:9 Ultra-Stretch Signage Screen. A rigid chassis is fixed to a heavy duty steel base which can be used freestanding or bolted to the floor and is finished stylishly with satin black or white outer covers. The internal mounting system is made up of parts from our System X range. The front opening of the kiosk is laser cut to match the screen size.

### FEATURES

- Portrait mount designed for use with the LG 88BH7D 88" 32:9 Ultra-Stretch Signage
- High-end aesthetic quality with a premium satin finish
- Integrated cable management
- 8mm thick heavy duty steel base
- Can be used freestanding or bolted to the floor
- Lockable top panel helps prevent unauthorised removal of the screen
- Removable front and rear panels for easy installation and maintenance
- Vented top and rear panels allow airflow to and from the device
- Simple 'hook-on' screen installation
- Kiosks can be branded with your company logo if required
- For indoor use only

### SPECIFICATION

Suitable for	88" Ultra-Stretch screens
Max load	50kg
VESA® & non-VESA fixings	600 x 400
Kiosk dimensions	W: 700mm D: 132mm H: 2492mm
Base dimensions	W: 700mm D: 550mm H: 8mm
Colour options	Black or White



Fitted with System X components



Designed specifically for the LG Ultra-Stretch display



Customisable branding

# BT7009

## DOUBLE SCREEN BACK-TO-BACK DIGITAL SIGNAGE KIOSK

FOR LG 88BH7D

FOR LG  
88BH7D 88"  
ULTRA-STRETCH  
SCREENS  
NEW  
PRODUCT

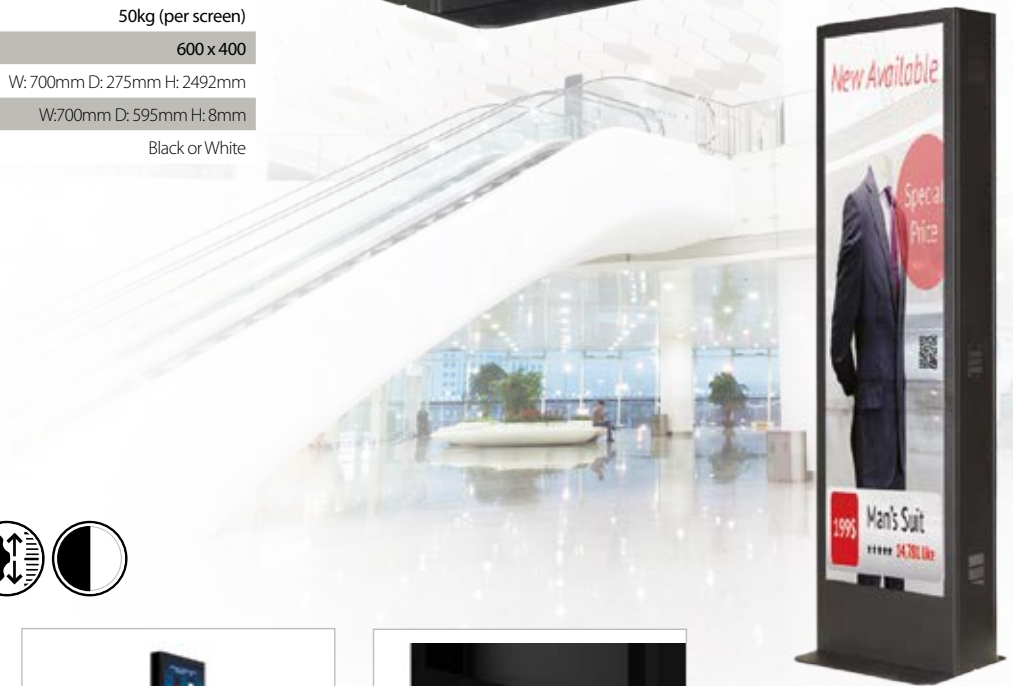
The BT7009 is a display kiosk designed to mount two LG 88BH7D 88" 32:9 Ultra-Stretch Signage Screens back-to-back. A rigid chassis is fixed to a heavy duty steel base which can be used freestanding or bolted to the floor and is finished stylishly with satin black or white outer covers. The internal mounting system is made up of parts from our System X range. The front opening of the kiosk is laser cut to match the screen size.

### FEATURES

- Portrait mount designed for use with two LG 88BH7D 88" 32:9 Ultra-Stretch Signage screens
- Back-to-Back mounting
- High-end aesthetic quality with a premium satin finish
- Integrated cable management
- 8mm thick heavy duty steel base
- Can be used freestanding or bolted to the floor
- Lockable top panel helps prevent unauthorised removal of the screen
- Removable front and rear panels for easy installation and maintenance
- Vented top and rear panels allow airflow to and from the device
- Simple 'hook-on' screen installation
- Kiosks can be branded with your company logo if required
- For indoor use only

### SPECIFICATION

Suitable for	88" Ultra-Stretch screens
Max load	50kg (per screen)
VESA® & non-VESA fixings	600 x 400
Kiosk dimensions	W: 700mm D: 275mm H: 2492mm
Base dimensions	W: 700mm D: 595mm H: 8mm
Colour options	Black or White



PER SCREEN



Fitted with System X components



Designed specifically for the LG Ultra-Stretch display



Customisable branding



# FLOOR STANDS & TROLLEYS

**This robust, yet stylish range of trolleys and floor stands offer the perfect blend of long lasting build quality and striking good looks, making them perfectly suited to corporate, education, government, hospitality and leisure, rental and any other markets where flexible positioning of displays is needed.**

Solutions for screens of all sizes, up to the largest heavy duty touchscreens are available throughout the range and compatibility for both landscape and portrait orientations is a common feature. Accompanying shelving solutions from our AV accessory collection compliment this range perfectly along with other accessories and media storage devices which can be fitted to most trolley options.

The latest addition to the range is the selection of Designer Trolleys, which add a touch of aesthetic class to any location in which they are installed.



Original Designs by B-Tech AV Mounts - Registered Designs & Patents apply



“ WE WENT DOWN TO CHECK OUT THE AWESOME @BTECHAVMOUNTS SHOWROOM TODAY, VERY COOL. BEST MOUNTS IN THE BUSINESS. ”

Dizzyfish Ltd  
@Dizzyfish

# BT8562

## UNIVERSAL FLAT SCREEN TROLLEY

STYLISH  
HIGH-END  
AESTHETIC

NEW  
PRODUCT

As part of B-Tech's Designer Trolley range, the BT8562 is a high-end mounting solution which adds a touch of aesthetic class to any mobile display requirement. Available in a choice of black, silver and white, with contrasting dual colour accents and a triangular shaped column, the BT8562 has a modern, contemporary look and is universally suitable for mounting screens in both landscape and portrait orientations. Levelling screws allow post-installation screen levelling and integrated cable management keeps finished installations looking neat and tidy. Non-marking, braked castors make repositioning quick and easy without marking or scuffing floor surfaces and AV components such as shelves can be fitted directly to the column to accessorise the install.


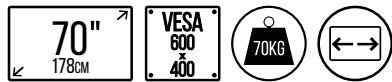
### SPECIFICATION

Recommended screen size	up to 70"
Max load	70kg
VESA® & non-VESA fixings	up to 600 x 400mm
Trolley dimensions	H:1932* W:1075 D:863mm
Colour options	Black, Black & Silver or White

*\*Measurement from floor to top of vertical column (including end cap)*

### FEATURES

- Universal design suitable for displaying screens in a landscape or portrait orientation
- Non-marking locking / braked castors included
- Collar compatible accessories such as shelves (available separately) can be fitted directly to the column
- Interface arms include levelling screws to adjust the height of the screen
- Integrated cable management for a smart installation
- Safety screws help prevent unauthorised removal of screen
- Dual colour options available for a modern, contemporary look
- Adjustable levelling feet for a freestanding installation are available separately
- Simple 'hook-on' screen installation with all mounting hardware included



Dual colour options available for a modern contemporary look



Interface arms include levelling screws to adjust the height of the screen



AV accessory shelves can be fitted directly to the columns

### ALSO AVAILABLE...



BT856-FEET are available in packs of 4 and allow the trolley to be fitted with adjustable levelling feet for a freestanding installation



# BT8563

## UNIVERSAL FLAT SCREEN TROLLEY WITH ADJUSTABLE HEIGHT

STYLISH  
HIGH-END  
AESTHETIC

NEW  
PRODUCT

As part of B-Tech's Designer Trolley range, the BT8563 is a high-end mounting solution which adds a touch of aesthetic class to any mobile display requirement. Available in a choice of black, silver and white, with contrasting dual colour accents and a triangular shaped column, the BT8563 has a modern, contemporary look and is universally suitable for mounting screens in both landscape and portrait orientations. The adjustable height feature is quick and easy to use without the need for tools and levelling screws are included for post-installation screen levelling. Integrated cable management keeps finished installations looking neat and tidy whilst non-marking, braked castors make repositioning quick and easy without marking or scuffing floor surfaces.

SPECIFICATION	
Recommended screen size	up to 70"
Weight range for BT8563-01	19-33kg
Weight range for BT8563-02	34-62kg
Weight range for BT8563-03	63-70kg
VESA® & non-VESA fixings	up to 600 x 400mm
Trolley dimensions	H:1932* W:1075 D:863mm
Tool-less height adjustment range	400mm
Colour options	Black, Black & Silver or White

\*Measurement from floor to top of vertical column (including end cap)


### FEATURES

- Universal design suitable for displaying screens in a landscape or portrait orientation
- Easy to use tool-less height adjustment
- Available in three options to suit a range of screen weights
- Non-marking locking / braked castors
- Collar compatible accessories such as shelves (available separately) can be fitted directly to the column
- Integrated cable management for a smart installation
- Safety screws help prevent unauthorised removal of screen
- Dual colour options available for a modern, contemporary look
- Simple 'hook-on' screen installation with all mounting hardware included

BT8563-01 BT8563-02 BT8563-03



Easy to use tool-less height adjustment



Dual colour options available for a modern contemporary look



AV accessory shelves can be fitted directly to the columns



BT856-FEET are available in packs of 4 and allow the trolley to be fitted with adjustable levelling feet for a freestanding installation

# BT8564

## UNIVERSAL XL FLAT SCREEN TROLLEY

STYLISH  
HIGH-END  
AESTHETIC

NEW  
PRODUCT

As part of B-Tech's Designer Trolley range, the BT8564 is a high-end mounting solution which adds a touch of aesthetic class to any mobile display requirement. Available in a choice of black, silver and white, with contrasting dual colour accents and a triangular shaped column, the BT8564 has a modern, contemporary look and is universally suitable for mounting screens in both landscape and portrait orientations. Levelling screws allow post-installation screen levelling and integrated cable management keeps finished installations looking neat and tidy. Non-marking, braked castors make repositioning quick and easy without marking or scuffing floor surfaces and AV components such as shelves can be fitted directly to the column to accessorise the install.

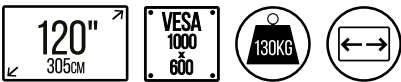


SPECIFICATION	
Recommended screen size	65" - 120"
Max load	130kg
VESA® & non-VESA fixings	up to 1000 x 600mm
Trolley dimensions	H:1932*W:1697 D:991mm
Colour options	Black, Black & Silver or White

*\*Measurement from floor to top of vertical column (including end cap)*

### FEATURES

- Universal design suitable for displaying XL screens over 65"
- Non-marking locking / braked castors included
- Collar compatible accessories such as shelves (available separately) can be fitted directly to the columns
- Interface arms include levelling screws to adjust the height of the screen
- Integrated cable management for a smart installation
- Safety screws help prevent unauthorised removal of screen
- Dual colour options available for a modern, contemporary look
- Simple 'hook-on' screen installation with all mounting hardware included



Dual colour options available for a modern contemporary look



Interface arms include levelling screws to adjust the height of the screen



AV accessory shelves can be fitted directly to the columns

ALSO AVAILABLE...



BT856-FEET are available in packs of 4 and allow the trolley to be fitted with adjustable levelling feet for a freestanding installation

# BT8565

## UNIVERSAL XL FLAT SCREEN TROLLEY WITH ADJUSTABLE HEIGHT

EASY  
TOOL-LESS  
HEIGHT  
ADJUSTMENT

NEW  
PRODUCT


As part of B-Tech's Designer Trolley range, the BT8565 is a high-end mounting solution which adds a touch of aesthetic class to any mobile display requirement. Available in a choice of black, silver and white, with contrasting dual colour accents and a triangular shaped column, the BT8565 has a modern, contemporary look and is universally suitable for mounting screens in both landscape and portrait orientations. The adjustable height feature is quick and easy to use without the need for tools and levelling screws are included for post-installation screen levelling. Integrated cable management keeps finished installations looking neat and tidy whilst non-marking, braked castors make repositioning quick and easy without marking or scuffing floor surfaces.

SPECIFICATION	
Recommended screen size	65" - 120"
Max load	50-83kg
VESA® & non-VESA fixings	up to 1000 x 600mm
Trolley dimensions	H:1932* W:1697 D:991mm
Tool-less height adjustment range	400mm
Colour options	Black, Black & Silver or White

\*Measurement from floor to top of vertical column (including end cap)

### FEATURES

- Universal design suitable for displaying XL screens over 65"
- Easy to use tool-less height adjustment
- Non-marking locking / braked castors
- Collar compatible accessories such as shelves (available separately) can be fitted directly to the column
- Integrated cable management for a smart installation
- Safety screws help prevent unauthorised removal of screen
- Dual colour options available for a modern, contemporary look
- Simple 'hook-on' screen installation with all mounting hardware included



Easy to use tool-less height adjustment



Dual colour options available for a modern contemporary look



AV accessory shelves can be fitted directly to the columns



BT856-FEET are available in packs of 4 and allow the trolley to be fitted with adjustable levelling feet for a freestanding installation



# BT8566

## FLAT SCREEN TROLLEY

WITH FLIP ROTATION

FOR USE WITH **SAMSUNG Flip**

ROTATE FROM LANDSCAPE TO PORTRAIT  
NEW PRODUCT

As part of B-Tech's Designer Trolley range, the BT8566 is a high-end mounting solution ideal for the use of touchscreen displays such as the Samsung Flip. The mount's rotational interface allows the user to easily rotate the display 90° for a smooth transition from landscape to portrait. Available in a choice of black, silver and white, with contrasting dual colour accents and a triangular shaped column. Cable management keeps finished installations looking neat and tidy. Non-marking, braked castors make repositioning quick and easy without marking or scuffing floor surfaces and AV components such as shelves can be fitted directly to the column to accessorise the install.

SPECIFICATION	
Recommended screen size	37" - 70"
Max load	70kg
VESA® fixings	up to 600 x 400
Trolley dimensions	H: 1932* W: 1075 D: 863mm
Rotation adjustment range	90°
Tilt	-4.5°
Colour options	Black, Black & Silver or White

\*Measurement from floor to top of vertical column (including end cap)

### FEATURES

- Rotational interface allows screens to be rotated from landscape to portrait (and vice versa) in one smooth transition
- Rotation can be stopped or fixed at any angle between 0° and 90°
- -4.5° negative tilt provides an ergonomic, natural writing surface (ideal for Samsung Flip)
- Non-marking locking / braked castors
- Collar compatible accessories such as shelves (available separately) can be fitted directly to the column
- Integrated cable management for a smart installation
- Safety screws help prevent unauthorised removal of screen
- Dual colour options available for a modern, contemporary look
- Simple 'hook-on' screen installation with all mounting hardware included




70"  
178CM

VESA  
600  
x  
400

70KG


90°



Rotational Interface allows screens to be rotated from landscape to portrait in one smooth transition



-4.5° negative tilt provides an ergonomic, natural writing surface (ideal for Samsung Flip)



Dual colour options available for a modern, contemporary look

### ALSO AVAILABLE...



**BT856-FEET** are available in packs of 4 and allow the trolley to be fitted with adjustable levelling feet for a freestanding installation

# BT8567

## FLAT SCREEN TROLLEY

WITH FLIP ROTATION & HEIGHT ADJUSTMENT  
FOR USE WITH **SAMSUNG Flip**

STYLISH  
HIGH-END  
AESTHETIC

NEW  
PRODUCT


As part of B-Tech's Designer Trolley range, the BT8567 is a high-end mounting solution ideal for the use of touchscreen displays such as the Samsung Flip. The mount's rotational interface allows the user to easily rotate the display 90° for a smooth transition from landscape to portrait. The adjustable height feature is quick and easy to use without the need for tools and levelling screws are included for post-installation screen levelling. Cable management keeps finished installations looking neat and tidy. Non-marking, braked castors make repositioning quick and easy without marking or scuffing floor surfaces and AV components such as shelves can be fitted directly to the column to accessorise the install.

SPECIFICATION	
Recommended screen size	37" - 70"
Weight range for BT8567-01	20-50kg
Weight range for BT8567-02	51-70kg
VESA® fixings	up to 600 x 400
Trolley dimensions	H: 1932* W: 1075 D: 863mm
Tool-less height adjustment range	400mm
Rotation adjustment range	90°
Tilt	-4.5°
Colour options	Black, Black & Silver or White

\*Measurement from floor to top of vertical column (including end cap)

### FEATURES

- Rotational interface allows screens to be rotated from landscape to portrait (and vice versa) in one smooth transition
- Easy to use tool-less height adjustment
- Available in two options to suit a range of screen weights
- Rotation can be stopped or fixed at any angle between 0° and 90°
- 4.5° negative tilt provides an ergonomic, natural writing surface (ideal for Samsung Flip)
- Non-marking locking / braked castors
- Integrated cable management for a smart installation
- Safety screws help prevent unauthorised removal of screen
- Dual colour options available for a modern, contemporary look
- Simple 'hook-on' screen installation with all mounting hardware included



Rotational Interface allows screens to be rotated from landscape to portrait in one smooth transition



Easy to use tool-less height adjustment



-4.5° negative tilt provides an ergonomic, natural writing surface (ideal for Samsung Flip)



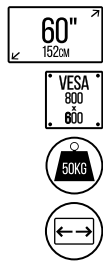
BT856-FEET are available in packs of 4 and allow the trolley to be fitted with adjustable levelling feet for a freestanding installation

# BT8503

## FLAT SCREEN TROLLEY / STAND



Also suitable for portrait displays up to VESA 800 x 400



- Can mount screens in a landscape or portrait orientation
- Includes universal flat screen interface kit
- 1.8m Ø50mm poles supplied with 5 cable management holes
- Includes non-marking 3" locking/braked castors & alternative levelling feet
- Simple 'hook-on' installation with all mounting hardware included

SPECIFICATION	
Recommended screen size	up to 60"
Max load	50kg
VESA and non-VESA fixings (landscape)	up to 800 x 600mm
VESA and non-VESA fixings (portrait)	up to 800 x 400mm
Dimensions (including castors)	W: 1120mm H: 1940mm D: 782mm

# BT8504

## FLAT SCREEN TROLLEY / STAND



4" Braked castors & optional levelling feet are supplied for a mobile or a freestanding display



- Can mount screens in a landscape or portrait orientation
- Includes non-marking 4" locking/braked castors & alternative levelling feet
- 1.5m Ø60mm poles supplied with 5 cable management holes
- Shelves and other accessories can be fitted to the poles using Ø60mm accessory collars (available separately)
- Safety screws help prevent unauthorised screen removal
- Integrated cable management for a neat and tidy installation
- Simple 'hook-on' installation with all mounting hardware included

SPECIFICATION	
Recommended screen size	up to 70"
Max load	70kg
VESA and non-VESA fixings	up to 755 x 410mm
Dimensions (including castors)	W: 1130mm H: 1691mm D: 774mm
Colour option (Ø60mm poles)	Black or Chrome

# BT8506

## XL FLAT SCREEN TROLLEY / STAND



Storage area available on interface for cables and accessories



- Heavy duty XL flat screen trolley suitable for screens 65" and over
- Interface features optional storage area for cables and accessories
- Includes non-marking 4" locking/braked castors & alternative levelling feet
- Shelves and other accessories can be fitted to the poles using Ø60mm accessory collars (available separately)
- Adjustment screws allow screen to be levelled once mounted
- Integrated cable management for a neat and tidy installation
- Simple 'hook-on' installation with all mounting hardware included

SPECIFICATION	
Recommended screen size	65" - 120"
Max load	130kg
VESA® & non-VESA fixings	up to 1100 x 730mm
Dimensions (including castors)	W: 1660mm H: 1649mm D: 810mm
Storage area dimensions	W: 720mm H: 160mm D: 90mm
Colour option (Ø60mm poles)	Black or Chrome

# BT8551

## FLAT SCREEN DISPLAY STAND



Available in 3 heights

BT8551-100	1m Pole
BT8551-150	1.5m Pole
BT8551-200	2m Pole

- Universal design suitable to mount screens in a landscape or portrait orientation
- Unique 'Torsion-tilt' mechanism for easy tilt adjustment
- Heavy duty base can be used freestanding or bolted to the floor
- Shelves and other accessories can be fitted to the poles using Ø60mm accessory collars
- Safety screws help prevent unauthorised screen removal
- Integrated cable management for a neat and tidy installation
- Simple 'hook-on' installation with all mounting hardware included

SPECIFICATION	
Recommended screen size	up to 65"
Max load	50kg
VESA and non-VESA fixings	600 x 400mm
Tilt	+/-15°
Base dimensions	W: 890mm H: 22mm D: 610mm
Colour option (Ø60mm poles)	Black or Chrome



# BT8507

## SYSTEM X™ TROLLEY

FOR 55"  Microsoft Surface Hub



SYSTEM X™

- Designed to mount Microsoft's Surface Hub display
- Interface arms include levelling screws to adjust the height of the screen
- Includes non-marking 4" locking/braked castors & alternative levelling feet
- Integrated cable management

### SPECIFICATION

Recommended screen size	up to 65"
Recommended Surface Hub size	55"
Max load	70kg
VESA and non-VESA fixings	up to 1400 x 400mm
Dimensions	W: 1504mm H: 1691mm D: 774mm
Colour option (Ø60mm poles)	Black or Chrome

# BT8508

## SYSTEM X™ TROLLEY

FOR 84"  Microsoft Surface Hub



SYSTEM X™

- Designed to mount Microsoft's Surface Hub display
- The universal design is ideal for other standard or interactive screens
- Includes non-marking 4" locking/braked castors & alternative levelling feet
- Integrated cable management

### SPECIFICATION

Recommended screen size	72" - 120"
Recommended Surface Hub size	84"
Max load	200kg
VESA and non-VESA fixings	up to 1400 x 800mm
Dimensions	W: 1505mm H: 2002mm D: 950mm
Colour option (Columns)	Black or Silver

# BTF840

## UNIVERSAL FLAT SCREEN STAND



\*Max vertical VESA fixing can be increased to 600mm using the included adapter arms

SYSTEM X™

- Universal design suitable for mounting screens in a landscape or portrait orientation
- Heavy duty steel base construction provides stability, eliminating the need to bolt to the floor
- Can also be bolted to the floor to help prevent unauthorised relocation of the display
- Supplied with adjustable levelling feet to accommodate uneven floor surfaces
- Arms feature levelling screws to adjust the screen height
- Collar compatible accessories such as shelves can be fitted directly to the column
- Integrated cable management for a neat and tidy installation
- Safety screws help prevent unauthorised screen removal
- Simple 'hook-on' screen installation

### SPECIFICATION

Recommended screen size	39" - 65"
Max load	70kg
VESA® & non-VESA fixings as standard	up to 472 x 400mm*
VESA® & non-VESA fixings with included adaptors	up to 600 x 400mm*
Dimensions	W: 890mm H: 1841mm D: 604mm
Colour option (Column & Rail)	Black or Silver

# BTF843

## UNIVERSAL PORTRAIT FLAT SCREEN FLOOR STAND



SYSTEM X™


- Universal design suitable for mounting XL screens in a portrait orientation
- Heavy duty steel base construction provides stability, eliminating the need to bolt to the floor
- Can also be bolted to the floor to help prevent unauthorised relocation of the display
- Supplied with adjustable levelling feet to accommodate uneven floor surfaces
- Arms feature levelling screws to adjust the screen height
- Collar compatible accessories such as shelves can be fitted directly to the column
- Integrated cable management for a neat and tidy installation
- Safety screws help prevent unauthorised screen removal
- Simple 'hook-on' screen installation

### SPECIFICATION

Recommended screen size (in landscape orientation)	60" - 85"
Max load	70kg
VESA® & non-VESA fixings	up to 800 x 600mm
Dimensions	W: 890mm H: 1841mm D: 604mm
Colour options (Column & Rails)	Black or Silver

# BTF841

## UNIVERSAL DUAL STACK FLAT SCREEN FLOOR STAND - 1.8M



\*Max vertical VESA fixing can be increased to 600mm using the included adaptor arms



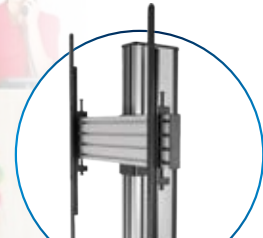
SYSTEM X™

- Universal design suitable for mounting screens in a landscape or portrait orientation
- Heavy duty steel base construction provides stability, eliminating the need to bolt to the floor
- Can also be bolted to the floor to help prevent unauthorised relocation of the display
- Supplied with adjustable levelling feet to accommodate uneven floor surfaces
- Arms feature levelling screws to adjust the screen height
- Collar compatible accessories such as shelves can be fitted directly to the column
- Integrated cable management for a neat and tidy installation
- Safety screws help prevent unauthorised screen removal
- Simple 'hook-on' screen installation

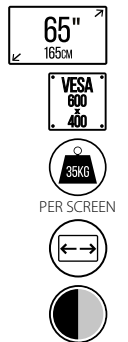

SPECIFICATION	
Recommended screen size in landscape orientation	32" - 65"
Recommended screen size in portrait orientation	32" - 46"
Max load	35kg per screen
VESA® & non-VESA fixings as standard	up to 472 x 400mm*
VESA® & non-VESA fixings with included adaptors	up to 600 x 400mm*
Dimensions	W: 890mm H: 1841mm D: 604mm
Colour options (Column & Rails)	Black or Silver

# BTF842

## UNIVERSAL DUAL STACK FLAT SCREEN FLOOR STAND - 2.4M



\*Max vertical VESA fixing can be increased to 600mm using the included adaptor arms



SYSTEM X™

- Universal design suitable for mounting screens in a portrait orientation
- Heavy duty steel base construction provides stability, eliminating the need to bolt to the floor
- Can also be bolted to the floor to help prevent unauthorised relocation of the display
- Supplied with adjustable levelling feet to accommodate uneven floor surfaces
- Arms feature levelling screws to adjust the screen height
- Collar compatible accessories such as shelves can be fitted directly to the column
- Integrated cable management for a neat and tidy installation
- Safety screws help prevent unauthorised screen removal
- Simple 'hook-on' screen installation

SPECIFICATION	
Recommended screen size	47" - 65"
Max load	35kg per screen
VESA® & non-VESA fixings as standard	up to 472 x 400mm*
VESA® & non-VESA fixings with included adaptors	up to 600 x 400mm*
Dimensions	W: 890mm H: 2441mm D: 604mm
Colour options (Column & Rails)	Black or Silver



# UNIFIED COMMUNICATIONS & VIDEO CONFERENCING

Our unified communications and video conferencing solutions are based on our 3 core ranges of AV stands and trolleys; System X, Mode-AL and the Designer Trolley Range.

Each of the various models can be accessorised to suit your needs and come with a high-end aesthetic to suit modern, contemporary workspaces and user-friendly features for ease of install and use. These include a range of VC and media shelves as well as media storage cradles and trays, with flip-down or slide-out trays that give quick and easy access to mounted devices.



Original Designs by B-Tech AV Mounts - Registered Designs & Patents apply



# BT85 14

## UNIVERSAL TWIN SCREEN VC TROLLEY FOR SCREENS UP TO 46"



- Universal design suitable for mounting two screens mounted side by side
- High-end aesthetic quality
- Includes VC shelf which can be fixed above or below the screens
- Heavy duty steel base construction provides stability, eliminating the need to bolt to the floor
- Supplied with adjustable levelling feet to accommodate uneven floor surfaces
- Arms feature levelling screws to adjust the screen height
- Collar compatible accessories such as shelves can be fitted directly to the column
- Integrated cable management for a neat and tidy installation
- Safety screws help prevent unauthorised screen removal
- Simple 'hook-on' screen installation

NEW PRODUCT



SYSTEM X™

### SPECIFICATION

Recommended screen size	39" - 46"
Max screen width	1318mm per screen
Max load	40kg per screen
VESA and non-VESA fixings	up to 400 x 400mm
Dimensions	W: 1504mm H: 1905mm D: 863mm
Colour options (Base & Column)	Black, Black & Silver or White
Colour options (Rail)	Black or Silver

# BT85 15

## XL UNIVERSAL TWIN SCREEN VC TROLLEY FOR SCREENS UP TO 55"



- Universal design suitable for mounting two screens mounted side by side
- High-end aesthetic quality
- Includes VC shelf which can be fixed above or below the screens
- Heavy duty steel base construction provides stability, eliminating the need to bolt to the floor
- Can also be bolted to the floor to help prevent unauthorised relocation of the display
- Supplied with adjustable levelling feet to accommodate uneven floor surfaces
- Arms feature levelling screws to adjust the screen height
- Collar compatible accessories such as shelves can be fitted directly to the column
- Integrated cable management for a neat and tidy installation
- Safety screws help prevent unauthorised screen removal
- Simple 'hook-on' screen installation

NEW PRODUCT



SYSTEM X™

### SPECIFICATION

Recommended screen size	47" - 55"
Max load	70kg per screen
VESA and non-VESA fixings	up to 600 x 400mm
Dimensions	W: 1754mm H: 1905mm D: 991mm
Colour options (Base & Column)	Black, Black & Silver or White
Colour options (Rail)	Black or Silver



# BT8516

## XL UNIVERSAL TWIN SCREEN VC TROLLEY FOR SCREENS UP TO 65"

NEW PRODUCT



- 65" 165cm
- VESA 600 x 400
- 70KG PER SCREEN
- 
- BASE & COLUMN
- RAIL

SYSTEM X™

- Universal design suitable for mounting two screens mounted side by side
- High-end aesthetic quality
- Includes VC shelf which can be fixed above or below the screens
- Heavy duty steel base construction provides stability, eliminating the need to bolt to the floor
- Can also be bolted to the floor to help prevent unauthorised relocation of the display
- Supplied with adjustable levelling feet to accommodate uneven floor surfaces
- Arms feature levelling screws to adjust the screen height
- Collar compatible accessories such as shelves can be fitted directly to the column
- Integrated cable management for a neat and tidy installation
- Safety screws help prevent unauthorised screen removal
- Simple 'hook-on' screen installation

SPECIFICATION	
Recommended screen size	56" - 65"
Max load	70kg per screen
VESA and non-VESA fixings	up to 600 x 400mm
Dimensions	W: 2004mm H: 1905mm D: 991mm
Colour options (Base & Column)	Black, Black & Silver or White
Colour options (Rail)	Black or Silver

# BT8521

## UNIVERSAL TWIN SCREEN VC STAND



- 46" 116cm
- VESA 400
- 20KG PER SCREEN
- 
- 

SYSTEM X™

- Universal design suitable for mounting two medium sized screens side-by-side
- Includes VC shelf which can be fixed above or below the screens
- Can be displayed freestanding or bolted to the floor
- Supplied with rubber feet to accommodate uneven floor surfaces
- Arms feature levelling screws to adjust the screen height
- Collar compatible accessories such as shelves can be attached to the Ø60mm poles
- Integrated cable management for a neat and tidy installation
- Simple 'hook-on' installation with all mounting hardware included

SPECIFICATION	
Recommended screen size	39" - 46"
Max load	20kg per screen
VESA® & non-VESA fixings	up to 400mm (max vertical dimension)
Dimensions	W: 1505mm H: 1531mm D: 610mm
Colour option (Ø60mm poles)	Black or Chrome

# BTF845

## UNIVERSAL TWIN SCREEN VC STAND



- 55" 140cm
- VESA 600 x 400
- 25KG PER SCREEN
- 
- 

SYSTEM X™

- Includes VC shelf which can be fixed above or below the screens
- Heavy duty steel base construction provides stability, eliminating the need to bolt to the floor
- Can also be bolted to the floor to help prevent unauthorised relocation
- Supplied with levelling feet to accommodate uneven floor surfaces
- Arms feature levelling screws to adjust the screen height
- Collar compatible accessories such as shelves can be fitted directly to the column
- Integrated cable management
- Safety screws help prevent unauthorised screen removal
- Simple 'hook-on' installation with all mounting hardware included

SPECIFICATION	
Recommended screen size	47" - 55"
Max screen width	1318mm per screen
Max load	25kg per screen
VESA and non-VESA fixings	up to 600 x 400mm
Dimensions	W: 1754mm H: 1841mm D: 604mm
Colour options (Column & Rail)	Black or Silver



**Mode-AL**  
A B-TECH AV MOUNTS BRAND

## PREMIUM UC /VC TROLLEYS & FLOOR STANDS

Following B-Tech's acquisition of Mode-AL Display Engineering, we have launched a new range of premium mounting solutions under our Mode-AL brand. Featuring the well recognised and highly regarded Mode-AL aluminium profile, these stands are designed for UC and VC applications in high-end corporate, government and broadcast markets and cover mounting requirements ranging from freestanding, bolt-down, floor-to-wall and floor-to-ceiling.

All Mode-AL solutions on these pages can be accessorised with a range of VC and media mounting devices such as the BT7863 VC Shelf and BT7884 Flip-Down Tray.



## BT8700

NEW  
PRODUCT

### PREMIUM FLOOR-TO-WALL SINGLE SCREEN UC STAND - 1.4M

- Designed to mount a screen close to the wall whilst keeping all cables neatly hidden
- Universal design with a premium high-end aesthetic
- Suitable for landscape or portrait mounting
- Arms feature levelling screws to adjust the screen height
- Small footprint for an unobtrusive installation into confined areas
- Integrated cable management
- Safety screws help prevent unauthorised removal of screens
- Easily accessorised with a flip-down media storage tray and VC shelf (available separately), which can be positioned above or below the screen
- Simple 'hook-on' screen installation



70"  
1783mm

VESA  
400

70KG



**Mode-AL**  
A B-TECH AV MOUNTS BRAND

#### SPECIFICATION

Recommended screen size	39" - 70"
Max load	70kg
VESA® & non-VESA fixings	up to 472 x 400mm
Dimensions	W: 600mm H: 1369mm D: 165mm
Colour options	Black or Silver & Black

\*VC shelf available separately - see page 103

# BT8701

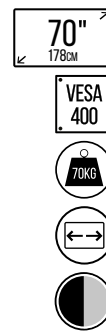
NEW PRODUCT

## PREMIUM FLOOR-TO-WALL SINGLE SCREEN UC STAND - 2M

- Designed to mount a screen close to the wall whilst keeping all cables neatly hidden
- Universal design with a premium high-end aesthetic
- Suitable for landscape or portrait mounting
- Arms feature levelling screws to adjust the screen height
- Small footprint for an unobtrusive installation into confined areas
- Integrated cable management
- Safety screws help prevent unauthorised removal of screens
- Easily accessorised with a flip-down media storage tray and VC shelf (available separately), which can be positioned above or below the screen
- Simple 'hook-on' screen installation



SPECIFICATION	
Recommended screen size	39" - 70"
Max load	70kg
VESA® & non-VESA fixings	up to 472 x 400mm
Dimensions	W: 600mm H: 1969mm D: 165mm
Colour options	Black or Silver & Black



\*VC shelf available separately - see page 103

# BT8702

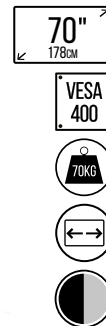
NEW PRODUCT

## PREMIUM FLOOR-TO-CEILING SINGLE SCREEN UC STAND

- Designed to mount a screen in a floor-to-ceiling fixed configuration
- Universal design with a premium high-end aesthetic
- Suitable for landscape or portrait mounting
- Pole can be positioned accordingly to accommodate a range of ceiling heights (various pole lengths are available)
- Arms feature levelling screws to adjust the screen height
- Small footprint for an unobtrusive installation into confined areas
- Integrated cable management
- Safety screws help prevent unauthorised removal of screens
- Easily accessorised with a flip-down media storage tray and VC shelf (available separately), which can be positioned above or below the screen
- Simple 'hook-on' screen installation



SPECIFICATION	
Recommended screen size	39" - 70"
Max load	70kg
VESA® & non-VESA fixings	up to 472 x 400mm
Min floor to ceiling height	2050mm
Max floor to ceiling height	2700mm
Dimensions	W: 600mm H: 2050 - 2700mm D: 210mm
Colour options	Black or Silver & Black



\*VC shelf available separately - see page 103



# BT8703

NEW PRODUCT

## PREMIUM BOLT DOWN SINGLE SCREEN UC STAND - 1.4M

- Designed to mount a screen to the floor at a fixed position
- Universal design with a premium high-end aesthetic
- Suitable for landscape or portrait mounting
- Arms feature levelling screws to adjust the screen height
- Small footprint for an unobtrusive installation into confined areas
- Integrated cable management
- Safety screws help prevent unauthorised removal of screens
- Easily accessorised with a flip-down media storage tray and VC shelf (available separately), which can be positioned above or below the screen
- Simple 'hook-on' screen installation



SPECIFICATION	
Recommended screen size	39" - 70"
Max load	70kg
VESA® & non-VESA fixings	up to 472 x 400mm
Dimensions	W: 600mm H: 1310mm D: 210mm
Colour options	Black or Silver & Black



\*VC shelf available separately - see page 103

# BT8704

NEW PRODUCT

## PREMIUM BOLT DOWN SINGLE SCREEN UC STAND - 2M

- Designed to mount a screen to the floor at a fixed position
- Universal design with a premium high-end aesthetic
- Suitable for landscape or portrait mounting
- Arms feature levelling screws to adjust the screen height
- Small footprint for an unobtrusive installation into confined areas
- Integrated cable management
- Safety screws help prevent unauthorised removal of screens
- Easily accessorised with a flip-down media storage tray and VC shelf (available separately), which can be positioned above or below the screen
- Simple 'hook-on' screen installation



SPECIFICATION	
Recommended screen size	39" - 70"
Max load	70kg
VESA® & non-VESA fixings	up to 472 x 400mm
Dimensions	W: 600mm H: 1910mm D: 210mm
Colour options	Black or Silver & Black



\*VC shelf available separately - see page 103

# BT8705

NEW PRODUCT

## PREMIUM FREESTANDING SINGLE SCREEN UC TROLLEY / STAND - 1.4M

- Designed to mount a screen in a freestanding or mobile configuration
- Universal design with a premium high-end aesthetic
- Suitable for landscape or portrait mounting
- Arms feature levelling screws to adjust the screen height
- Includes a choice of locking/braked castors for mobility or adjustable levelling feet for freestanding
- Integrated cable management
- Safety screws help prevent unauthorised removal of screens
- Easily accessorised with a flip-down media storage tray and VC shelf (available separately), which can be positioned above or below the screen
- Simple 'hook-on' screen installation



SPECIFICATION	
Recommended screen size	39" - 70"
Max load	70kg
VESA® & non-VESA fixings as standard	up to 472 x 400mm
Dimensions	W: 890mm H: 1419mm D: 753mm
Colour option	Black or Silver & Black



\*VC shelf available separately - see page 103

# BT8706

NEW PRODUCT

## PREMIUM FREESTANDING SINGLE SCREEN UC TROLLEY / STAND - 2M

- Designed to position a screen in a freestanding or mobile configuration
- Universal design with a premium high-end aesthetic
- Suitable for landscape or portrait mounting
- Arms feature levelling screws to adjust the screen height
- Includes a choice of locking/braked castors for mobility or adjustable levelling feet for freestanding
- Integrated cable management
- Safety screws help prevent unauthorised removal of screens
- Easily accessorised with a flip-down media storage tray and VC shelf (available separately), which can be positioned above or below the screen
- Simple 'hook-on' screen installation



SPECIFICATION	
Recommended screen size	39" - 70"
Max load	70kg
VESA® & non-VESA fixings as standard	up to 472 x 400mm
Dimensions	W: 890mm H: 2019mm D: 753mm
Colour option	Black or Silver & Black



\*VC shelf available separately - see page 103

# BT8707

NEW  
PRODUCT

## PREMIUM FLOOR-TO-WALL SINGLE SCREEN TWIN COLUMN UC STAND - 2M

- Designed to mount a screen close to the wall whilst keeping all cables neatly hidden
- Universal design with a premium high-end aesthetic
- Suitable for landscape or portrait mounting
- Arms feature levelling screws to adjust the screen height
- Small footprint for an unobtrusive installation into confined areas
- Integrated cable management
- Safety screws help prevent unauthorised removal of screens
- Easily accessorised with a flip-down media storage tray and VC shelf (available separately), which can be positioned above or below the screen
- Simple 'hook-on' screen installation



### SPECIFICATION

Recommended screen size	65" - 100"
Max load	200kg
VESA® & non-VESA fixings	up to 972 x 800mm
Dimensions	W: 1000mm H: 1969mm D: 165mm
Colour options	Black or Silver & Black

\*VC shelf available separately - see page 103

# BT8708

NEW  
PRODUCT

## PREMIUM BOLT DOWN SINGLE SCREEN TWIN COLUMN UC STAND - 2M

- Designed to mount a screen to the floor at a fixed position
- Universal design with a premium high-end aesthetic
- Suitable for landscape or portrait mounting
- Arms feature levelling screws to adjust the screen height
- Small footprint for an unobtrusive installation into confined areas
- Integrated cable management
- Safety screws help prevent unauthorised removal of screens
- Easily accessorised with a flip-down media storage tray and VC shelf (available separately), which can be positioned above or below the screen
- Simple 'hook-on' screen installation



### SPECIFICATION

Recommended screen size	65" - 100"
Max load	140kg
VESA® & non-VESA fixings	up to 972 x 800mm
Dimensions	W: 1000mm H: 1910mm D: 210mm
Colour options	Black or Silver & Black

\*VC shelf available separately - see page 103



# BT8709

## PREMIUM FREESTANDING SINGLE SCREEN TWIN COLUMN UC TROLLEY / STAND - 2M

STYLISH  
HIGH-END  
AESTHETIC

NEW  
PRODUCT

### FEATURES

- Designed to mount a screen in a freestanding or mobile configuration
- Universal design with a premium high-end aesthetic
- Suitable for landscape or portrait mounting
- Arms feature levelling screws to adjust the screen height
- Includes a choice of locking/braked castors for mobility or adjustable levelling feet for freestanding
- Integrated cable management
- Safety screws help prevent unauthorised removal of screens
- Easily accessorised with a flip-down media storage tray and VC shelf (available separately), which can be positioned above or below the screen
- Simple 'hook-on' screen installation

### SPECIFICATION

Recommended screen size	65" - 100"
Max load	100kg
VESA® & non-VESA fixings as standard	up to 972 x 800mm
Dimensions	W: 1128mm H: 2019mm D: 757mm
Colour option	Black or Silver & Black



\*VC shelf available separately - see page 103



BT7884 rear mounted Flip-Down AV Storage Tray also available - see page 101



Available in all Black or Silver with Black Base



Optional VC Shelf which can be fixed above or below the screens



Integrated cable management

# BT8710

NEW  
PRODUCT

## PREMIUM FLOOR-TO-WALL TWIN SCREEN VC STAND - 2M

- Designed to mount two screens close to the wall whilst keeping all cables neatly hidden
- Universal design with a premium high-end aesthetic
- Suitable for landscape or portrait mounting
- Arms feature levelling screws to adjust the screen height
- Small footprint for an unobtrusive installation into confined areas
- Integrated cable management
- Safety screws help prevent unauthorised removal of screens
- Easily accessorised with a flip-down media storage tray
- Simple 'hook-on' screen installation



### SPECIFICATION

Recommended screen size	56" - 65"
Max load	70kg per screen
VESA® & non-VESA fixings	up to 600 x 400mm
Dimensions	W: 2000mm H: 1969mm D: 165mm
Colour options	Black or Silver & Black

65"  
1650mmVESA  
600  
x  
400

70KG

PER SCREEN



# BT8711

NEW  
PRODUCT

## PREMIUM BOLT DOWN TWIN SCREEN VC STAND - 2M

- Designed to mount two screens to the floor at a fixed position
- Universal design with a premium high-end aesthetic
- Suitable for landscape or portrait mounting
- Arms feature levelling screws to adjust the screen height
- Small footprint for an unobtrusive installation into confined areas
- Integrated cable management
- Safety screws help prevent unauthorised removal of screens
- Easily accessorised with a flip-down media storage tray
- Simple 'hook-on' screen installation



### SPECIFICATION

Recommended screen size	56" - 65"
Max load	70kg per screen
VESA® & non-VESA fixings	up to 600 x 400mm
Dimensions	W: 2000mm H: 1969mm D: 210mm
Colour options	Black or Silver & Black

65"  
1650mmVESA  
600  
x  
400

70KG

PER SCREEN



# BT8712

## PREMIUM FREESTANDING TWIN SCREEN VC TROLLEY /STAND - 2M

STYLISH  
HIGH-END  
AESTHETIC

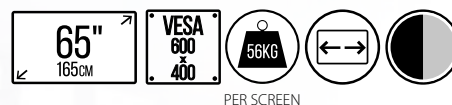
NEW  
PRODUCT

### FEATURES

- Designed to mount two screens in a freestanding or mobile configuration
- Universal design with a premium high-end aesthetic
- Suitable for landscape or portrait mounting
- Arms feature levelling screws to adjust the screen height
- Includes a choice of locking/braked castors for mobility or adjustable levelling feet for freestanding
- Integrated cable management
- Safety screws help prevent unauthorised removal of screens
- Easily accessorised with a flip-down media storage tray
- Simple 'hook-on' screen installation

### SPECIFICATION

Recommended screen size	56" - 65"
Max load	56kg per screen
VESA® & non-VESA fixings as standard	up to 600x400mm
Dimensions	W: 2000mm H: 2019mm D: 757mm
Colour option	Black or Silver & Black



BT7884 rear mounted **Flip-Down AV Storage Tray** also available - see page 101



Available in all Black or Silver with Black Base



Optional VC Shelf which can be fixed above or below the screens



Integrated cable management



# BT7883

## FLAT SCREEN WALL MOUNT WITH SLIDE-OUT AV STORAGE TRAY




### FEATURES

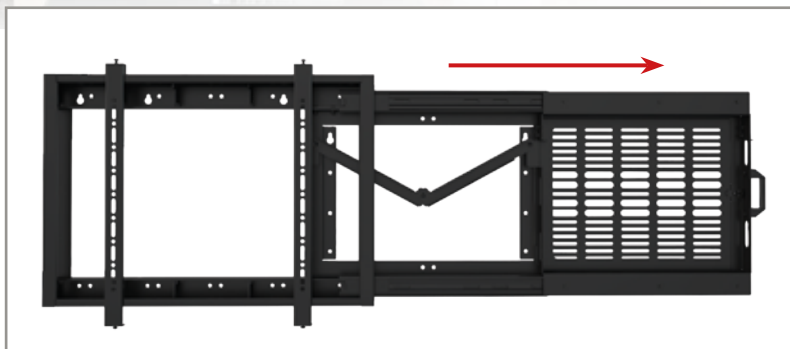
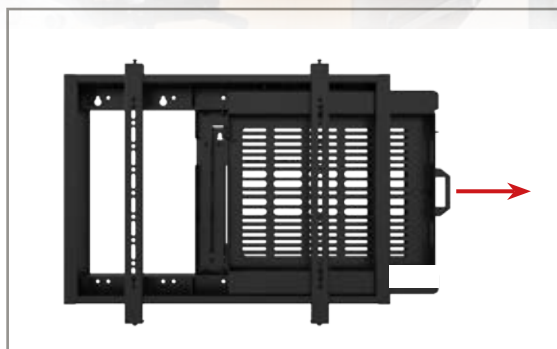
- Flat screen mount designed to hold & hide AV accessories such as power supplies, routers, and other video conferencing equipment behind a screen
- Can be mounted so tray slides open on the left or right side of the screen
- Tool-less operation of tray movement
- All accessories can be accessed, removed or added when in open position without screen removal
- Quick release function of tray so equipment can be easily removed from tray and serviced
- Locks in closed and open positions
- Compatible with B-Tech's System X / Mode-AL columns and with B-Tech collars for pole mounted installations
- All mounting hardware included

### SPECIFICATION

Recommended screen size	32" - 70"
Max screen weight	100kg
VESA® fixings	200 x 200 up to 600 x 400
Depth from wall	100mm
Max storage load	10kg
Max equipment dimensions	W: 424mm H: 335mm D: 65mm
Max tray extension (from wall mount)	850mm



70" 178CM  
 VESA 600 x 400  
 100KG  
 [Slide-out tray icon] [Lock icon]



# BT7884

## FLIP-DOWN AV STORAGE TRAY

NEW  
PRODUCT

### FEATURES

- Designed to hold & hide AV accessories such as power supplies, routers, and other video conferencing equipment behind a screen
- Mounts onto a BT8390 horizontal mounting rail\*
- Tool-less operation of tray movement with assisted soft open / close function
- All accessories can be accessed, removed or added when in open position without screen removal
- Quick release function of tray so equipment can be easily removed from tray and serviced
- Locks in closed and open positions
- Can be mounted left or right sided in a portrait or landscape orientation
- All mounting hardware included

### SPECIFICATION

Max storage load	10kg
Swing down range	90°
Max width of stored AV equipment	73.4mm
External dimensions	L: 500 W: 380 D: 91.5mm

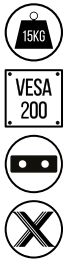


\*Additional BT8390 mounting rail is required to fit the BT7884.  
Rail size is dependent on size of screen, contact B-Tech for details



# BT7882

## AV STORAGE CRADLE



- Suitable for a wide range of AV equipment including 1U, 2U and 3U rack units,
- Tray opens 45° for easy access to equipment
- Compatible with B-Tech's System X range and B-Tech collars for pole mounted installations
- Can also be mounted directly to a wall
- Screens can be fitted directly to the front of the cradle
- Vented framework designed for airflow
- Anti-theft lock keeps the device secure
- Keyhole mounting for a quick and easy installation

### SPECIFICATION

Max storage load	15kg
Max screen weight	20kg
VESA® fixings	up to 200 x 200
Tray tilt for service access	45°
External dimensions	H: 497 W: 432 D: 150mm
Max equipment dimensions	H: 488 W: 416 D: 145mm

# BT7880

## WALL MOUNT FOR APPLE TV® (4TH GEN)



- Designed to mount 4th Generation Apple TV's
- Can be used to mount the device to walls, poles or System X™ extrusions
- Open framework design provides a greater airflow, keeping the device cool
- Locking bar and "Pin Torx" security screws keep the Apple TV secure, helping prevent unauthorised removal of the device

### SPECIFICATION

Dimensions	W: 100mm H: 40mm D: 178mm
Tilt	+/-90°
Swivel	75°

# BT7881


## CHROMECAST® MOUNT



- Designed to mount the Chromecast securely to any TV or other appliance
- Integrated cover shields on the plate prevent device tampering
- Simple installation

# BT7867

## DIGITAL SIGNAGE CRADLE



- Can be used to mount a digital signage player to a wall, poles or rails
- Open framework design provides a greater airflow, keeping the device cool
- Security screws help prevent unauthorised removal of the device
- Made to order based on the dimensions of your device, please ask for details

### SPECIFICATION

Minimum order requirement may apply



# BT7866

## CAMERA SHELF WITH TILT

NEW  
PRODUCT



- Designed to mount a camera directly to the top of any flat screen
- Can also be mounted onto System X rails / columns or to a B-Tech accessory collar for pole mounting
- Includes a UNC fixing screw, ideal for mounting webcams
- Compatible with BT7052 / BT7841 collars for use with Ø50mm poles & BT7260 collars for use with Ø60mm poles (all sold separately)
- Can also be used with BT8390-SA to mount above or below a screen that is mounted on a System X rail
- Shelf can be positioned flat or with a downward tilt
- Integrated cable management
- Simple installation

### SPECIFICATION

Max load	1kg
Tool-less tilt adjustment	+25°
Max depth of flat screen TV (if mounted directly)	115mm
Platform dimensions	122 x 106mm

# BT7863

## SMALL AV ACCESSORY SHELF

235 X 120MM



- Can be mounted directly to; walls and System X rails/columns, or to B-Tech accessory collars for pole mounting
- Ideal for mounting a VC camera - fits most cameras with 1/4" thread with 100 x 100mm fixing points
- Compatible with BT7052 / BT7841 collars for use with Ø50mm poles and BT7260 collars for use with Ø60mm poles (all sold separately)
- Can also be used with BT8390-SA to mount above or below a screen that is mounted on a System X rail
- Simple installation

### SPECIFICATION

Max load	4kg
Dimensions	235 x 120mm

# BT8390-SA

## ADJUSTABLE ACCESSORY MOUNTING ARM



Ideal for VC cameras when used in conjunction with BT7863



- Suitable for a range of different accessory shelves and mounts
- Allows mounted accessories to be positioned above or below the screen(s)
- Adjustable extension arm for optimal positioning of mounted accessories
- Ideal for Apple TV® (4th Gen) when used in conjunction with BT7880
- Large shelves such as BT7032 can be mounted using 2x BT8390-SA
- Optional extension bar is included to increase height adjustment and accommodate larger screens
- Simple 'hook-on' design for quick and easy installation & removal

### SPECIFICATION

Max load (single adaptor)	4kg
Max load (when two BT8390-SA are used for large shelves)	15kg
Extension	Min: 458 - Max: 854mm

# BT7033

## AV ACCESSORY SHELF 300 X 300MM



- Can be mounted directly to; walls and System X rails/columns, or to B-Tech accessory collars for pole mounting
- Compatible with BT7052 / BT7841 collars for use with Ø50mm poles and BT7260 collars for use with Ø60mm poles (all sold separately)
- Can be mounted on a single or double pole (use 1 collar for single poles or 2 collars for double poles)
- Can also be used with BT8390-SA to mount above or below a screen that is mounted on a System X rail
- Suitable for mounting a VC camera - Fits most cameras with 1/4" thread. Also features 100 x 100mm fixing points
- Simple installation

### SPECIFICATION

Max load (Single attachment)	15kg
Max load (Double attachment)	25kg
Dimensions	300 x 300mm

# BT7032

## LARGE AV ACCESSORY SHELF 500 X 380MM



- Can be mounted directly to; walls and System X rails/columns, or to B-Tech accessory collars for pole mounting
- Compatible with BT7052 / BT7841 collars for use with Ø50mm poles and BT7260 collars for use with Ø60mm poles (all sold separately)
- Can be mounted on a single or double pole (use 1 collar for single poles, 2 collars for double poles)
- Simple installation

### SPECIFICATION

Max load (Single attachment)	7.5kg
Max load (Double attachment)	15kg
Dimensions	500 x 380mm

# BT7862

## TWIN POLE ADAPTOR



BT7862 shown with BT7880 Apple TV mount

- Designed to mount AV accessories (such as shelves) centrally between 2 poles
- Ideal for use with B-Tech Floor Stands and Trolleys
- Compatible with BT7052 / BT7841 collars for use with Ø50mm poles and BT7260 collars for use with Ø60mm poles (all sold separately)
- Simple installation

### SPECIFICATION

Max load	4kg
----------	-----

# BT7864

## VC CAMERA SHELF

### FOR TWIN POLE FLOOR STANDS



- Designed to mount a video conferencing camera centrally between 2 poles
- Ideal for use with B-Tech Floor Stands and Trolleys
- Compatible with BT7052 / BT7841 / BT7051 collars for use with Ø50mm poles and BT7260 / BT7060 collars for use with Ø60mm poles (all sold separately)
- Fits most VC cameras with 1/4 inch thread
- Ideal for Radvision® XT5000 Codec
- Features 100 x 100mm fixing points
- Simple installation

### SPECIFICATION

Max load	4kg
Shelf dimensions	235 x 120mm

# BT7865

## COMPUTER PERIPHERAL SHELF



- Can be mounted directly to walls and System X rails/columns, or to B-Tech accessory collars for pole mounting
- Keyboard shelf has a fixed tilt angle of 10°
- Compatible with BT7052 / BT7841 collars for use with Ø50mm poles and BT7260 collars for use with Ø60mm poles (all sold separately)
- Can also be used with BT8390-SA to mount above or below a screen that is mounted on a System X rail
- Simple installation

### SPECIFICATION

Max load	4kg
Dimensions (keyboard)	465 x 175mm
Dimensions (mouse)	230 x 255mm

# BTV920

## AV COMPONENT SHELF

SUPPLIED IN RETAIL PACKAGING, IDEAL FOR THE CONSUMER MARKET



- Adjustable wall mounted shelf suitable for all common AV equipment / home entertainment systems etc.
- Non-slip padded arms
- Coverplates included to hide wall fixings
- Quick and simple installation

### SPECIFICATION


Max load	10kg
Arm width extension	Min: 100mm - Max: 570mm





Thanks to a highly customisable collection of stocked components that are easily assembled to meet your exact needs, B-Tech's award-winning System X range is the ideal mounting solution for installations into broadcast environments. A range of different options allow AV equipment to be installed in a variety of ways; fixed to the wall or floor, freestanding or mobile, or hung from the ceiling if desired. Curved set-ups are also possible thanks to a recently launched angled bracket. The finished solution is also easily accessorised by adding additional parts such as shelves, media cradles or any number of additional mounts.

# BROADCAST MEDIA SYSTEM X SOLUTIONS



## EXAMPLE CONFIGURATIONS



Original Designs by B-Tech AV Mounts - Registered Designs & Patents apply

## BUILD TO YOUR REQUIREMENTS CHOOSE FROM THE LARGE SELECTION OF SYSTEM X COMPONENTS

### BT8380-CASTORS FOR MOBILE INSTALLS

Non-Marking  
Braked Castors



### BT8380-FFB FOR BOLT DOWN INSTALLS

Fixed Floor Base




### BT8390-AAC ANGLE ADJUSTMENT CONNECTOR

allows installations  
to curve




### BT8380-SHB FOR FREESTANDING INSTALLS

Shorter Base for  
Floor Stands



### BT8380-WFK2 FOR WALL MOUNTING

Rail Mounting  
Bracket



### BT7033 AV ACCESSORY SHELF



SEE PAGE 154 FOR THE FULL RANGE OF SYSTEM X COMPONENTS

# PREMIUM AV FURNITURE

**The Cantabria range provides a variety of premium mounting solutions designed for high-end residential and commercial applications.**

Designed and manufactured in Europe, all Cantabria models are produced to a very high standard - featuring glass tops, a stainless steel and/or high gloss finish and concealed cable management across the entire range. This makes them ideally suited for use as part of a modern, stylish interior and complements the sleek design of the latest generation of TVs and AV equipment.





# Cantabria

PREMIUM AV FURNITURE



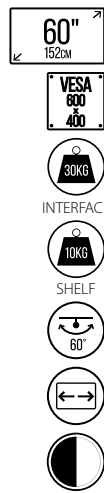
109

# BTF800

## FLAT SCREEN TV STAND WITH SQUARE BASE



- Easy swivel adjustment 60°
- Stainless steel finish
- Concealed castors and cable management
- Includes accessory shelf
- Tempered glass shelves toughened to BS6206A standard
- Pre-assembled



SPECIFICATION	
Recommended screen size	up to 60"
Max load	30kg
Max accessory shelf load	10kg
VESA® & non-VESA fixings	up to 600 x 400mm
Swivel	60°
Dimensions	W: 500mm H: 975mm* D: 500mm
Colour option	Black or White glass

\*To the centre of mount

# BTF801

## FLAT SCREEN TV STAND WITH ROUND BASE



- Stainless steel finish
- Concealed castors and cable management
- Tempered glass base toughened to BS6206A standard
- Pre-assembled



SPECIFICATION	
Recommended screen size	up to 55"
Max load	30kg
Max accessory shelf load	10kg
VESA® & non-VESA fixings	up to 600 x 400mm
Swivel	60°
Dimensions	W: 500mm H: 975mm* D: 500mm

\*To the centre of mount

# BT7167

## ACCESSORY SHELF

### FOR USE WITH BTF800 / BTF801



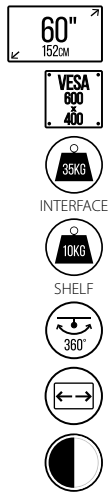
- Designed for AV equipment up to 10kg
- Dimensions: W: 450mm D: 365mm
- Glass Shelf thickness: 6mm

# BTF810

## FLAT SCREEN DISPLAY STAND WITH SHELF



- High gloss and premium finish
- Easy swivel adjustment at base 360°
- Concealed castors and cable management
- Includes accessory shelf
- Tempered glass shelf toughened to BS6206A standard
- Pre-assembled



# BT7166

## ACCESSORY SHELF



- Designed for AV equipment up to 10kg
- Additional shelf for the BTF810
- Can also be mounted directly to the wall

- Dimensions: **W: 450mm D: 365mm**
- Glass thickness: 6mm


### SPECIFICATION

Recommended screen size	up to 60"
Max load	35kg
Max accessory shelf load	10kg
VESA® & non-VESA fixings	up to 600 x 400
Revolving base	360°
Dimensions	<b>W: 500mm H: Min: 910mm Max: 1010mm* D: 500mm</b>
Colour option	Black or White

\*To the centre of mount

# BTF807

## FLAT SCREEN TV CABINET WITH GLASS TOP - 1637MM



SHELF

- High-end aesthetic quality with a premium high gloss finish
- Includes glass storage shelves, ideal for holding AV equipment such as DVD / Blu-Ray players, games consoles or satellite boxes
- Concealed castors for portability and easy positioning of the product
- Cable management exits provide an outlet for the cables
- Tempered glass shelves toughened to BS6206A standard
- Pre-assembled for user convenience

### SPECIFICATION

Recommended screen size	up to 75"
Max load	70kg
Max shelf load	10kg
Glass thickness	5mm
Dimensions	<b>W: 1637mm H: 450mm D: 423mm</b>

# BTF808

## FLAT SCREEN TV CABINET WITH GLASS TOP - 1805MM



- High-end aesthetic quality with a premium high gloss finish
- Storage cabinet is ideal for holding AV equipment such as DVD / Blu-Ray players, games consoles, satellite boxes or soundbars
- Concealed castors for portability and easy positioning of the product
- Cable management exits provide an outlet for the cables
- Tempered glass shelves toughened to BS6206A standard
- Pre-assembled for user convenience

### SPECIFICATION

Recommended screen size	up to 90"
Max load	80kg
Glass thickness	5mm
Dimensions	<b>W: 1805mm H: 420mm D: 423mm</b>



# FLAT SCREEN WALL MOUNTS

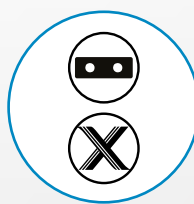
B-Tech's range of professional flat screen wall mounts is a comprehensive collection with a variety of fixed, tilt and full motion solutions for screens ranging from 15" to 120". Many features can be found on products throughout the range including our 'On Wall Levelling System', CLIPLOGIC Cable Management System and Pin Hex Security Screws, all of which help set B-Tech solutions apart from other similar products. Additionally, many products are compatible with B-Tech's System 2 Ø50mm accessory collars, which allow them to be used for ceiling or other pole mounted applications.

## FEATURES




### Easy 1-2-3 Step Installation

B-Tech mounts are supplied pre-assembled for a quick and easy installation every time. It's no surprise we are chosen time and time again by professional installers.

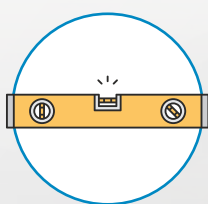


### Compatible with System 2™ and System X™

Many of the mounts featured in this catalogue feature our standard 'collar mounting pattern' which means they are compatible with System 2 Accessory Collars for pole mounting or can be fitted directly onto System X support columns or mounting rails.



Original Designs by B-Tech AV Mounts - Registered Designs & Patents apply



**On Wall Levelling System**

The OWLS™ feature on B-Tech mounts allows the wall mounting plate to be levelled after it's attached to the wall. This means that if the mount is not quite level then you don't have to re-drill your wall.



**CLIPLOGIC™ Cable Management**

Many B-Tech mounts feature integrated cable management. On B-Tech wall arms, B-Tech also supply **CLIPLOGIC™** cable management clips for quick and stylish cable management.



**Curved Screen Compatible**

Our professional mounts are all compatible for use with the latest generation of curved screen TVs using VESA® mounting patterns



**Pin-Hex Security**

For added security and safety, B-Tech provides Pin-Hex Security Screws and Keys as standard across the range of professional flat screen mounts. These simple security screws are an added deterrent to anyone considering removing the screen without the correct tool.



The Ventry range of professional mounts are all compatible for use with the latest generation of curved screen TVs using VESA® mounting patterns and supplied in colour retail packaging.

**Look for the icon on the left!**



**SUPPLIED IN RETAIL PACKAGING,  
IDEAL FOR THE CONSUMER MARKET**

# BT7510

## ULTRA-SLIM FLAT SCREEN WALL MOUNT



- Ultra-slim design for a close to the wall installation
- Features On Wall Levelling System for perfect mounting
- Security locking screws and Allen key provided for a secure installation
- Simple 'hook-on' installation with all mounting hardware included

### SPECIFICATION

Recommended screen size	up to 28"
Max load	20kg
VESA® compatibility	50 x 50, 75 x 75 & 100 x 100
Distance from wall	15mm

# BT7511

## FLAT SCREEN WALL MOUNT WITH TILT



- Easy tilt adjustment
- Features On Wall Levelling System for perfect mounting
- Security locking screws and Allen key provided for a secure installation
- Simple 'hook-on' installation with all mounting hardware included

### SPECIFICATION

Recommended screen size	up to 28"
Max load	20kg
VESA® compatibility	75 x 75 & 100 x 100
Tilt	+17° / -10°
Distance from wall	55mm

# BT7518

## FLAT SCREEN WALL MOUNT WITH TILT & SWIVEL



- Easy tilt and swivel adjustment
- Screen rotation allows screen to be positioned in a landscape or portrait orientation
- Features On Wall Levelling System for perfect mounting
- Security locking screws and Allen key provided for a secure installation
- Simple 'hook-on' installation with all mounting hardware included

### SPECIFICATION

Recommended screen size	up to 28"
Max load	20kg
VESA® compatibility	75 x 75 & 100 x 100
Tilt	+17° / -10°
Swivel	50° (180° when pole mounted)
Screen rotation	360°
Distance from wall	93mm

# BTV112

## FLAT SCREEN WALL MOUNT WITH TILT & SWIVEL

**SUPPLIED IN RETAIL PACKAGING, IDEAL FOR THE CONSUMER MARKET**



- Easy tilt and swivel adjustment
- Screen rotation allows screen to be positioned in a landscape or portrait orientation
- Integrated spirit level for easy wall plate levelling during installation
- Integrated cable management
- Simple 'hook-on' installation with all mounting hardware included

### SPECIFICATION

Recommended screen size	up to 28"
Max load	15kg
VESA® compatibility	75 x 75 & 100 x 100
Tilt	+/-15°
Swivel	180°
Screen rotation	360°
Distance from wall	95mm



# BT7512

## SINGLE ARM FLAT SCREEN WALL MOUNT WITH TILT & SWIVEL



- Easy tilt and swivel adjustment
- Features two swivel points: 180° at wall and 240° at interface
- Screen rotation allows screen to be positioned in a landscape or portrait orientation
- Folds flat to the wall
- Security locking screws and Allen key provided help prevent unauthorised removal of the screen
- Includes CLIPLOGIC® cable management
- Coverplates included for a neat and tidy installation
- Simple 'hook-on' installation with all mounting hardware included

28" / 71cm

VESA 100

15KG

10° / 17°

180°

360°

SPECIFICATION	
Recommended screen size	up to 28"
Max load	15kg
VESA® compatibility	75 x 75 & 100 x 100
Tilt	+17/-10°
Swivel	180° (at wall)
Screen rotation	360°
Distance from wall	75 - 280mm

# BTV113

## SINGLE ARM FLAT SCREEN WALL MOUNT WITH TILT & SWIVEL



- Easy tilt and swivel adjustment
- Features two swivel points: 180° at wall and 240° at interface
- Screen rotation allows screen to be positioned in a landscape or portrait orientation
- Folds flat to the wall
- Integrated spirit level for easy wall plate levelling during installation
- Integrated cable management
- Simple 'hook-on' installation with all mounting hardware included

SUPPLIED IN RETAIL PACKAGING, IDEAL FOR THE CONSUMER MARKET

28" / 71cm

VESA 100

15KG

15° / 15°

180°

360°

SPECIFICATION	
Recommended screen size	up to 28"
Max load	15kg
VESA® compatibility	75 x 75 & 100 x 100
Tilt	+/-15°
Swivel	180° (at wall)
Screen rotation	360°
Distance from wall	77 - 240mm

# BT7513

## DOUBLE ARM FLAT SCREEN WALL MOUNT WITH TILT & SWIVEL



- Easy tilt and swivel adjustment
- Features three swivel points: 180° at wall, 360° at central pivot and 240° at interface
- Screen rotation allows screen to be positioned in a landscape or portrait orientation
- Folds flat to the wall
- Security locking screws and Allen key provided help prevent unauthorised removal of the screen
- Includes CLIPLOGIC® cable management
- Coverplates included for a neat and tidy installation
- Simple 'hook-on' installation with all mounting hardware included

28" / 71cm

VESA 100

15KG

10° / 17°

180°

360°



SPECIFICATION	
Recommended screen size	up to 28"
Max load	15kg
VESA® compatibility	75 x 75 & 100 x 100
Tilt	+17/-10°
Swivel	180° (at wall)
Screen rotation	360°
Distance from wall	95 - 467mm

# BTV114

## DOUBLE ARM FLAT SCREEN WALL MOUNT WITH TILT & SWIVEL



- Easy tilt and swivel adjustment
- Features three swivel points: 180° at wall, 360° at central pivot and 240° at interface
- Screen rotation allows screen to be positioned in a landscape or portrait orientation
- Folds flat to the wall
- Integrated spirit level for easy wall plate levelling during installation
- Integrated cable management
- Simple 'hook-on' installation with all mounting hardware included

SUPPLIED IN RETAIL PACKAGING, IDEAL FOR THE CONSUMER MARKET

28" / 71cm

VESA 100

15KG

15° / 15°

180°

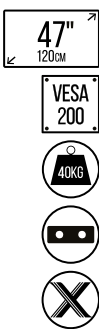
360°



SPECIFICATION	
Recommended screen size	up to 28"
Max load	15kg
VESA® compatibility	75 x 75 & 100 x 100
Tilt	+/-15°
Swivel	180° (at wall)
Screen rotation	360°
Distance from wall	77 - 385mm

# BT7532

## ULTRA-SLIM FLAT SCREEN WALL MOUNT




- Ultra-slim design for a close to the wall installation
- Features On Wall Levelling System for perfect mounting
- Includes security locking screws and Allen key to prevent unauthorised removal of the screen
- Simple 'hook-on' installation with all mounting hardware included

SPECIFICATION	
Recommended screen size	up to 47"
Max load	40kg
VESA® compatibility	up to 200 x 200
Distance from wall	15mm

# BT8200

## ULTRA-SLIM UNIVERSAL FLAT SCREEN WALL MOUNT




- Ultra-slim design for a close to the wall installation
- Features On Wall Levelling System for perfect mounting
- Lateral adjustment of screen once mounted
- Includes unique "Torsion Lock™", security locking screws and Allen key to prevent unauthorised removal of the screen
- Simple 'hook-on' installation with all mounting hardware included

SPECIFICATION	
Recommended screen size	up to 47"
Max load	40kg
VESA® & non-VESA fixings	up to 240 x 200mm
Distance from wall	14mm

# BTV500

SUPPLIED IN RETAIL PACKAGING, IDEAL FOR THE CONSUMER MARKET

## UNIVERSAL FLAT SCREEN WALL MOUNT



- Low profile design for a close to the wall installation
- Lateral adjustment of screen once mounted
- Security locking bar to prevent unauthorised screen removal
- Simple 'hook-on' installation with all mounting hardware included

SPECIFICATION	
Recommended screen size	up to 47"
Max load	40kg
VESA® & non-VESA fixings	up to 225 x 200mm
Distance from wall	20mm


\*Padlock not included



SUPPLIED IN RETAIL PACKAGING, IDEAL FOR THE CONSUMER MARKET

Ventry  
range

Colour retail packaging supplied with  
BTV110, BTV112, BTV113, BTV114,  
BTV500, BTV501, BTV502, BTV503, BTV504,  
BTV510, w, BTV514, BTV520 & BTV521



FLAT SCREEN  
WALL MOUNT

with Tilt



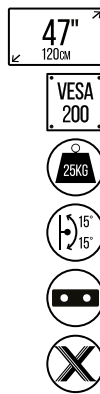
# BT7523

## FLAT SCREEN WALL MOUNT WITH TILT



- Easy tilt adjustment
- Features On Wall Levelling System for perfect mounting
- Includes security locking screws and Allen key to prevent unauthorised removal of the screen
- Simple 'hook-on' installation with all mounting hardware included

SPECIFICATION	
Recommended screen size	up to 47"
Max load	25kg
VESA® compatibility	up to 200 x 200
Tilt	+15° (+40° when pole mounted)
Distance from wall	52mm



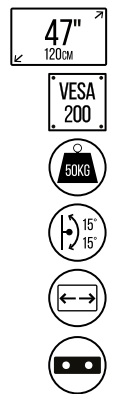
# BT8430

## UNIVERSAL FLAT SCREEN WALL MOUNT WITH TILT



- Unique 'Torsion-tilt' mechanism for tool-less tilt adjustment
- Arms feature levelling screws to adjust the screen height
- Lateral adjustment of screen once mounted
- Levelling screws allow adjustment of screen height
- Security locking screws and Allen key to prevent unauthorised screen removal
- Simple 'hook-on' installation with all mounting hardware included

SPECIFICATION	
Recommended screen size	up to 47"
Max load	50kg
VESA® & non-VESA fixings	up to 327 x 200mm
Tilt	+/-15°
Distance from wall	Flat: 81mm / Full tilt: 148mm



# BTV501

**SUPPLIED IN RETAIL PACKAGING, IDEAL FOR THE CONSUMER MARKET**

## UNIVERSAL FLAT SCREEN WALL MOUNT WITH TILT



- 5 fixed tilt positions
- Lateral adjustment of screen once mounted
- Security locking bar to prevent unauthorised screen removal
- Simple 'hook-on' installation with all mounting hardware included

SPECIFICATION	
Recommended screen size	up to 47"
Max load	40kg
VESA® & non-VESA fixings	up to 225 x 200mm
Tilt	+15°
Distance from wall	Flat: 44mm / Full tilt: 101mm


\*Padlock not included



# BTV502

**SUPPLIED IN RETAIL PACKAGING, IDEAL FOR THE CONSUMER MARKET**

## FLAT SCREEN WALL MOUNT WITH TILT & SWIVEL

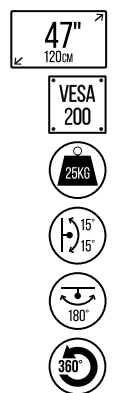


Integrated spirit level



- Easy tilt and swivel adjustment
- Integrated spirit level for easy wall plate levelling during installation
- Integrated cable management
- Simple 'hook-on' installation with all mounting hardware included

SPECIFICATION	
Recommended screen size	up to 47"
Max load	25kg
VESA® compatibility	up to 200 x 200
Tilt	+/-15°
Swivel	180°
Screen rotation	360°
Distance from wall	95mm





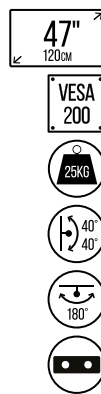
# BT7514

## SINGLE ARM FLAT SCREEN WALL MOUNT WITH TILT & SWIVEL



May also be used as a short arm mount

- Easy tilt and swivel adjustment
- Features two swivel points: 180° at wall and 240° at interface
- Alternative short arm included
- Folds flat to the wall
- Features On Wall Levelling System for perfect mounting
- Includes CLIPLOGIC® cable management
- Coverplates included for a neat and tidy installation
- Includes Security locking screws and Allen key to prevent unauthorised removal of the screen
- Simple 'hook-on' installation with all mounting hardware included



### SPECIFICATION

Recommended screen size	up to 47"
Max load	25kg
VESA® compatibility	up to 200 x 200
Tilt	+/- 40°
Swivel	180° (at wall)
Distance from wall	Min: 95mm - Max: 336mm

# BTV503


## SINGLE ARM FLAT SCREEN WALL MOUNT WITH TILT & SWIVEL

SUPPLIED IN RETAIL PACKAGING, IDEAL FOR THE CONSUMER MARKET



Integrated spirit level

- Easy tilt and swivel adjustment
- Features two swivel points: 180° at wall and 240° at interface
- Screen rotation allows screen to be mounted in landscape or portrait orientation
- Folds flat to the wall
- Integrated cable management
- Integrated spirit level for easy wall plate levelling during installation
- Simple 'hook-on' installation with all mounting hardware included

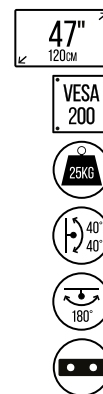


### SPECIFICATION

Recommended screen size	up to 47"
Max load	25kg
VESA® compatibility	up to 200 x 200
Tilt	+/- 15°
Swivel	180° (at wall)
Screen rotation	360°
Distance from wall	Min: 79mm - Max: 240mm

# BT75 15

## DOUBLE ARM FLAT SCREEN WALL MOUNT WITH TILT & SWIVEL



fullmotionmounts

- Easy tilt and swivel adjustment
- Features three swivel points: 180° at wall, 360° at central pivot and 240° at interface
- Folds flat to the wall
- Includes CLIPLOGIC® cable management
- Includes Security locking screws and Allen key to prevent unauthorised removal of the screen
- Simple 'hook-on' installation with all mounting hardware included

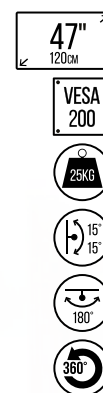
### SPECIFICATION

Recommended screen size	up to 47"
Max load	25kg
VESA® compatibility	up to 200 x 200
Tilt	+/- 40°
Swivel	180° (at wall)
Distance from wall	Max: 95mm - Max: 525mm

# BTV504

## DOUBLE ARM FLAT SCREEN WALL MOUNT WITH TILT & SWIVEL

 SUPPLIED IN RETAIL PACKAGING, IDEAL FOR THE CONSUMER MARKET



fullmotionmounts



Integrated spirit level

- Easy tilt and swivel adjustment
- Features three swivel points: 180° at wall, 360° at central pivot and 240° at interface
- Screen rotation allows screen to be mounted in landscape or portrait orientation
- Folds flat to the wall
- Integrated cable management
- Integrated spirit level for easy wall plate levelling during installation
- Simple 'hook-on' installation with all mounting hardware included

### SPECIFICATION

Recommended screen size	up to 47"
Max load	25kg
VESA® compatibility	up to 200 x 200
Tilt	+/- 15°
Swivel	180° (at wall)
Screen rotation	360°
Distance from wall	Min: 79mm - Max: 385mm

# BT8210

## ULTRA-SLIM UNIVERSAL FLAT SCREEN WALL MOUNT



55" 140cm  
 VESA 400  
 50KG  
 ← →

- Ultra-slim design for a close to the wall installation
- Lateral adjustment of screen once mounted
- Includes unique "Torsion Lock™", security locking screws and Allen key to prevent unauthorised removal of the screen
- Simple 'hook-on' installation with all mounting hardware included

SPECIFICATION	
Recommended screen size	up to 55"
Max load	50kg
VESA® & non-VESA fixings	up to 440 x 400mm
Distance from wall	14mm

# BT8421

## UNIVERSAL FLAT SCREEN WALL MOUNT



55" 140cm  
 VESA 400  
 35KG  
 ← →



- Low profile design for a close to the wall installation
- Lateral adjustment of screen once mounted
- Includes locking bar, security locking screws and Allen key to prevent unauthorised removal of the screen
- Simple 'hook-on' installation with all mounting hardware included

SPECIFICATION	
Recommended screen size	up to 55"
Max load	35kg
VESA® & non-VESA fixings	up to 465 x 400mm
Distance from wall	30mm

\*Padlock not included

# BT8441

## UNIVERSAL FLAT SCREEN WALL MOUNT



55" 140cm  
 VESA 400  
 80KG  
 ← →  
 ← →

- Lateral adjustment of screen once mounted
- Levelling screws allow adjustment of screen height
- Security locking screws and Allen key to prevent unauthorised screen removal
- Collar compatible ideal for pole mounting
- Simple 'hook-on' installation with all mounting hardware included

SPECIFICATION	
Recommended screen size	up to 55"
Max load	80kg
VESA® & non-VESA fixings	up to 455 x 400mm
Distance from wall	30mm

# BTV510

## UNIVERSAL FLAT SCREEN WALL MOUNT

SUPPLIED IN RETAIL PACKAGING, IDEAL FOR THE CONSUMER MARKET



55" 140cm  
 VESA 400  
 50KG  
 ← →



- Low profile design for a close to the wall installation
- Lateral adjustment of screen once mounted
- Security locking bar to prevent unauthorised screen removal
- Simple 'hook-on' installation with all mounting hardware included

SPECIFICATION	
Recommended screen size	up to 55"
Max load	50kg
VESA® & non-VESA fixings	up to 425 x 400mm
Distance from wall	20mm

\*Padlock not included



# BTV511

## UNIVERSAL FLAT SCREEN WALL MOUNT WITH TILT



 SUPPLIED IN RETAIL PACKAGING,  
IDEAL FOR THE CONSUMER MARKET

55"  
140cm

VESA  
400

50KG

15°

←→



- 5 fixed tilt positions
- Lateral adjustment of screen once mounted
- Security locking bar to prevent unauthorised screen removal
- Simple 'hook-on' installation with all mounting hardware included

### SPECIFICATION

Recommended screen size	up to 55"
Max load	50kg
VESA® & non-VESA fixings	up to 400 x 400mm
Tilt	+15°
Distance from wall	Flat: 44mm / Full tilt: 153mm

\*Padlock not included

# BT8431

## UNIVERSAL FLAT SCREEN WALL MOUNT WITH TILT



55"  
140cm

VESA  
400

50KG

15°  
15°

←→

←→



### SPECIFICATION

Recommended screen size	up to 55"
Max load	50kg
VESA® & non-VESA fixings	up to 465 x 400mm
Tilt	+/- 15°
Distance from wall	Flat: 81mm / Full tilt: 148mm

- Unique 'Torsion-tilt' mechanism for easy tool-less adjustment
- Lateral adjustment of screen once mounted
- Levelling screws allow adjustment of screen height
- Security locking screws and Allen key to prevent unauthorised screen removal
- Collar compatible ideal for pole mounting
- Simple 'hook-on' installation with all mounting hardware included

# BTV520

**SUPPLIED IN RETAIL PACKAGING,  
IDEAL FOR THE CONSUMER MARKET**


65" <sup>165cm</sup>

VESA <sup>800</sup> x <sup>500</sup>

70KG



## UNIVERSAL FLAT SCREEN WALL MOUNT



- Low profile design for a close to the wall installation
- Lateral adjustment of screen once mounted
- Security locking bar to prevent unauthorised screen removal
- Simple 'hook-on' installation with all mounting hardware included

### SPECIFICATION

Recommended screen size	up to 65"
Max load	70kg
VESA® & non-VESA fixings	up to 825 x 500mm
Distance from wall	20mm

\*Padlock not included

# BTV521

**SUPPLIED IN RETAIL PACKAGING,  
IDEAL FOR THE CONSUMER MARKET**

65" <sup>165cm</sup>

VESA <sup>800</sup> x <sup>500</sup>

70KG



## UNIVERSAL FLAT SCREEN WALL MOUNT WITH TILT



- 5 fixed tilt positions
- Lateral adjustment of screen once mounted
- Security locking bar to prevent unauthorised screen removal
- Simple 'hook-on' installation with all mounting hardware included

### SPECIFICATION

Recommended screen size	up to 65"
Max load	70kg
VESA® & non-VESA fixings	up to 825 x 500mm
Tilt	+15°
Distance from wall	Flat: 44mm / Full tilt: 180mm

\*Padlock not included

# BTV514

**SUPPLIED IN RETAIL PACKAGING,  
IDEAL FOR THE CONSUMER MARKET**

60" <sup>152cm</sup>

VESA <sup>800</sup> x <sup>400</sup>

35KG



## ULTRA-SLIM UNIVERSAL DOUBLE ARM FLAT SCREEN WALL MOUNT WITH TILT & SWIVEL



- Ultra-slim design allows close to the wall installation when folded flat
- Easy tilt and swivel adjustment
- Features three swivel points: 180° at wall, 360° at central pivot and 240° at interface
- Lateral adjustment of screen once mounted
- Single stud mounting for easy installation
- Levelling screws allow adjustment of screen height
- Integrated cable management
- Simple 'hook-on' installation with all mounting hardware included

### SPECIFICATION

Recommended screen size	up to 60"
Max load	35kg
VESA® & non-VESA fixings	up to 600 x 400mm
Tilt	+ 10°/-2°
Swivel	180° (at wall)
Distance from wall	Min: 40mm - Max: 450mm

# BT8221

## ULTRA-SLIM UNIVERSAL DOUBLE ARM FLAT SCREEN WALL MOUNT WITH TILT & SWIVEL




SPECIFICATION	
Recommended screen size	up to 65"
Max load	36kg
VESA® & non-VESA fixings	up to 600 x 400
Tilt	+/-15°
Swivel	180° at wall, 360° at central pivot & 180° at interface
Distance from wall	Min: 37mm - Max: 560mm
Colour option	Black or White

- Ultra-slim design allows close to the wall installation when folded flat
- Easy tilt and swivel adjustment
- Features three swivel points: 180° at wall, 360° at central pivot and 240° at interface
- Lateral adjustment of screen once mounted
- Integrated cable management
- Attractive coverplates included to hide fixings
- Simple 'hook-on' installation with all mounting hardware included

# BT8225

## ULTRA-SLIM UNIVERSAL TWIN CANTILEVER ARM FLAT SCREEN WALL MOUNT WITH TILT & SWIVEL



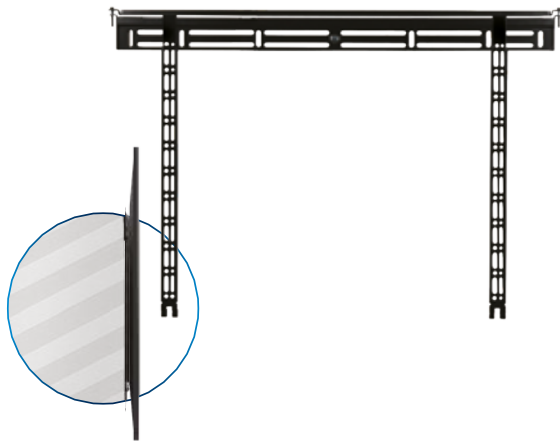
SPECIFICATION	
Recommended screen size	up to 75"
Max load	45kg
VESA® & non-VESA fixings	up to 600 x 400
Tilt	+/-15°
Swivel	130°
Distance from wall	Min: 40mm - Max: 469mm
Colour option	Black or White

- Ultra-slim design allows close to the wall installation when folded flat
- Double articulated arms feature three swivel points:
- Lateral adjustment of screen once mounted
- Integrated cable management
- Attractive coverplates included to hide fixings
- Simple 'hook-on' installation with all mounting hardware included



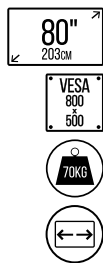
# BT8220

## ULTRA-SLIM UNIVERSAL FLAT SCREEN WALL MOUNT



- Ultra-slim design for a close to the wall installation
- Lateral adjustment of screen once mounted
- Includes unique "Torsion Lock™", security locking screws and Allen key to prevent unauthorised removal of the screen
- Simple 'hook-on' installation with all mounting hardware included

SPECIFICATION	
Recommended screen size	up to 80"
Max load	70kg
VESA® & non-VESA fixings	up to 840 x 500mm
Distance from wall	14mm



# BT8422

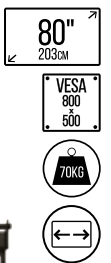
## UNIVERSAL FLAT SCREEN WALL MOUNT



- Low profile design for a close to the wall installation
- Lateral adjustment of screen once mounted
- Includes locking bar, security locking screws and Allen key to prevent unauthorised removal of the screen
- Simple 'hook-on' installation with all mounting hardware included

SPECIFICATION	
Recommended screen size	up to 80"
Max load	70kg
VESA® & non-VESA fixings	up to 840 x 500mm
Distance from wall	30mm

\*Padlock not included



# BT8442

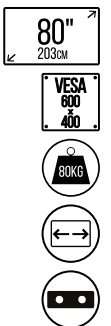
## UNIVERSAL FLAT SCREEN WALL MOUNT



- Lateral adjustment of screen once mounted
- Levelling screws allow adjustment of screen height
- Security locking screws and Allen key to prevent unauthorised screen removal
- Collar compatible ideal for pole mounting
- Simple 'hook-on' installation with all mounting hardware included



SPECIFICATION	
Recommended screen size	up to 80"
Max load	80kg
VESA® & non-VESA fixings	up to 655 x 400mm
Distance from wall	30mm



# BT8432

## UNIVERSAL FLAT SCREEN WALL MOUNT WITH TILT

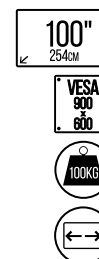


- Unique 'Torsion-tilt' mechanism for easy tilt adjustment
- Lateral adjustment of screen once mounted
- Levelling screws allow adjustment of screen height
- Security locking screws and Allen key to prevent unauthorised screen removal
- Collar compatible ideal for pole mounting
- Simple 'hook-on' installation with all mounting hardware included

SPECIFICATION	
Recommended screen size	up to 80"
Max load	70kg
VESA® & non-VESA fixings	up to 677 x 400mm
Tilt	+/-15°
Distance from wall	Flat: 81mm / Full tilt: 148mm

# BT9901

## XL UNIVERSAL FLAT SCREEN WALL MOUNT

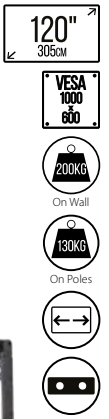


- Designed to mount XL screens 65" and over
- Low profile design
- Lateral adjustment of screen once mounted
- Simple 'hook-on' installation with all mounting hardware included

SPECIFICATION	
Recommended screen size	up to 100"
Max load	100kg
VESA® & non-VESA fixings	up to 900 x 600mm
Distance from wall	30mm

# BT9903

## XL HEAVY DUTY UNIVERSAL FLAT SCREEN WALL MOUNT



- Designed to mount extra-large screens 65" and over
- Low profile design mounts screen close to the wall
- Lateral adjustment of screen once mounted
- Adjustment screws allow screen to be levelled once mounted
- Safety screws included to prevent removal of screen
- Compatible with B-Tech's System 2 pole mounting system
- Simple 'hook-on' installation with all mounting hardware included

### SPECIFICATION

Recommended screen size	up to 120"
Max load	200kg*
VESA® & non-VESA fixings	up to 1000 x 600mm
Distance from wall	35mm

*\*Weight limited to 130kg when ceiling mounted across two poles*

# BT9910

## XL HEAVY DUTY UNIVERSAL FLAT SCREEN WALL MOUNT WITH TILT



- Designed to mount extra-large screens 65" and over
- Lateral adjustment of screen once mounted
- Adjustment screws allow screen to be levelled once mounted
- Heavy duty 4mm steel capable of supporting the heaviest screens
- Safety screws included to prevent removal of screen
- Compatible with B-Tech's System 2 pole mounting system
- Simple 'hook-on' installation with all mounting hardware included

### SPECIFICATION


Recommended screen size	65" up to 100"
Max load	130kg*
VESA® & non-VESA fixings	up to 1000 x 600mm
Tilt positions	0°, 5°, 10°, 15°
Distance from wall (when mounted flat)	82mm
Colour	Black



# BT9907

## SYSTEM X™ WALL MOUNT

FOR 55"  Microsoft Surface Hub



SYSTEM X™

- Designed to mount Microsoft's 55" Microsoft Surface Hub display
- The universal design is ideal for other standard or interactive screens up to 65" (such as Sahara Clevertouch®)
- Cable management clips (**BT8390-CMC**) are included to keep the install tidy
- Interface arms include levelling screws to adjust the height of the screen
- Safety screws help prevent unauthorised removal of screens

### SPECIFICATION

Recommended screen size	up to 65"
Recommended Surface Hub size	55"
Max load	70kg
VESA® & non-VESA fixings	up to 1400 x 400mm

# BT9908

## SYSTEM X™ WALL MOUNT

FOR 84"  Microsoft Surface Hub



SYSTEM X™

- Designed to mount Microsoft's 84" Microsoft Surface Hub display
- The universal design is ideal for other standard or interactive screens over 72" (such as Sahara Clevertouch®)
- Cable management clips (**BT8390-CMC**) are included to keep the install tidy
- Interface arms include levelling screws to adjust the height of the screen
- Safety screws help prevent unauthorised removal of screens

### SPECIFICATION

Recommended screen size	72" up to 120"
Recommended Surface Hub size	84"
Max load	200kg
VESA® & non-VESA fixings	up to 1400 x 800mm

# BT8601

## UNIVERSAL FLAT SCREEN WALL MOUNT WITH TOOL-LESS HEIGHT ADJUSTMENT

Featuring BalanceBox® technology, the BT8601 allows fast and effortless manual height adjustment of a mounted screen, without the use of tools. An ideal solution for mounting interactive touchscreens into education and corporate environments, the universal mounting interface adds lateral adjustment for perfect positioning of the screen and integrated cable management keeps finished installations neat and tidy.

### FEATURES

- Easy height adjustment for accessibility to interactive touchscreens
- Available in three options to suit a range of weight specifications
- Tried and tested BalanceBox technology
- Manual height adjustment requires no electricity, or tools
- Integrated cable management for a neat and tidy installation
- Lateral adjustment of screen once mounted
- Security locking screws and Allen key to help prevent unauthorised screen removal
- Simple 'hook-on' installation with all mounting hardware included

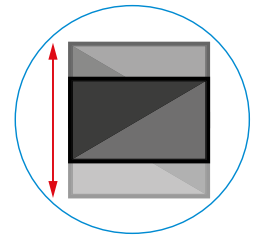
### SPECIFICATION

Recommended screen size	up to 65"
VESA® & non-VESA fixings	up to 600 x 400mm
Height adjustment range	400mm
Distance from wall	124mm



Available in 3 options to suit a range of weight specifications

BT8601-01	19kg - 33kg
BT8601-02	34kg - 62kg
BT8601-03	63kg - 80kg



# BT8602

## XL UNIVERSAL FLAT SCREEN WALL MOUNT WITH TOOL-LESS HEIGHT ADJUSTMENT

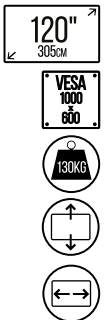
Featuring BalanceBox® technology, the BT8602 allows fast and effortless manual height adjustment of a mounted screen, without the use of tools. An ideal solution for mounting extra-large interactive touchscreens into education and corporate environments, the universal mounting interface adds lateral adjustment for perfect positioning of the screen and integrated cable management keeps finished installations neat and tidy.

### FEATURES

- Easy height adjustment for accessibility to interactive touchscreens
- Available in two options to suit a range of weight specifications
- Tried and tested BalanceBox technology
- Manual height adjustment requires no electricity, or tools
- Integrated cable management for a neat and tidy installation
- Lateral adjustment of screen once mounted
- Security locking screws and Allen key to help prevent unauthorised screen removal
- Simple 'hook-on' installation with all mounting hardware included

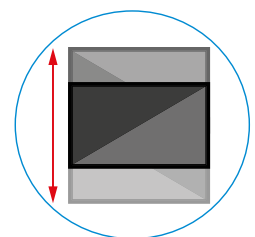
### SPECIFICATION

Recommended screen size	up to 120"
VESA® & non-VESA fixings	up to 1000 x 600mm
Height adjustment range	650mm
Distance from wall	136mm



Available in 2 options to suit a range of weight specifications

BT8602-01	56kg - 110kg
BT8602-02	111kg - 130kg



# BT8603

## ROTATIONAL FLIP MOUNT

### WITH TOOL-LESS HEIGHT ADJUSTMENT

Featuring BalanceBox® technology, the BT8603 allows fast and effortless manual height adjustment of a mounted screen, without the use of tools. An ideal solution for mounting interactive touchscreens into education and corporate environments, the interface also adds screen rotation functionality, allowing the user to quickly and easily change between landscape and portrait orientations.

#### FEATURES

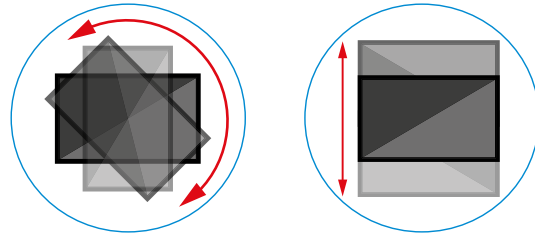
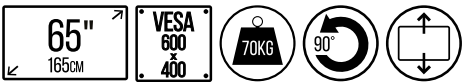
- Easy height adjustment for accessibility to interactive touchscreens
- Allows mounted screens to rotate from landscape to portrait orientation (or vice versa) - ideal for the Samsung Flip® or other similar touch screens
- Available in three options to suit a range of weight specifications
- Rotation can be stopped and fixed at any angle between 0° and 90°
- Tried and tested BalanceBox technology
- Manual height adjustment requires no electricity, or tools
- Features a negative tilt of 4.5 degrees for easier use of touchscreens (ideal for Samsung Flip)
- Simple 'hook-on' installation with all mounting hardware included

#### SPECIFICATION

Recommended screen size	37" - 65"
VESA® & non-VESA fixings	200 x 200 up to 600 x 400mm
Height adjustment range	400mm
Rotation adjustment range	90°
Tilt	-4.5°
Distance from wall	199mm

Available in 2 options to suit a range of weight specifications

BT8603-01	20kg - 50kg
BT8603-02	51kg - 70kg





# BT7592

## FULL MOTION ARTICULATING WALL ARM MEDICAL MOUNT FOR SCREENS FROM 3KG - 5KG

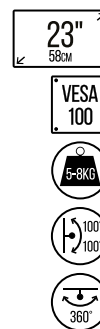


- Full motion mount - ideal for corner mounting
- Arm extension allows screen to be positioned up to 1650mm from the wall
- Tool-less tilt and swivel adjustment allows for perfect positioning
- 360° rotation allows screen to be positioned in any orientation
- Space saving design folds flat to the wall when not in use
- Supplied with optional handle for easy screen positioning
- Manufactured with Interpon® anti-bacterial powder coating, shown in tests to reduce bacterial population by a minimum of 99%
- Integrated cable management for a neat and tidy installation

SPECIFICATION	
Recommended screen size	up to 23"
Min & max load	3kg - 5kg
VESA® compatibility	75 x 75 & 100 x 100
Tilt	+/-100°
Swivel	180°
Rotation	360°
Extension	up to 1650mm

# BT7593

## FULL MOTION ARTICULATING WALL ARM MEDICAL MOUNT FOR SCREENS FROM 5KG - 8KG



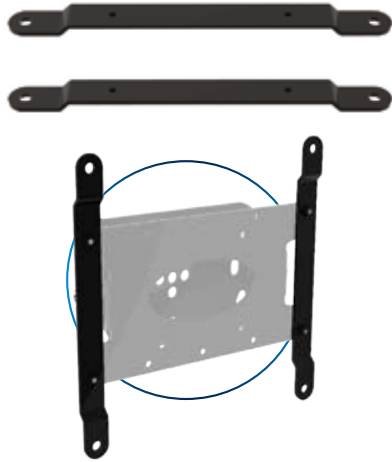
- Full motion mount - ideal for corner mounting
- Arm extension allows screen to be positioned up to 1650mm from the wall
- Tool-less tilt and swivel adjustment allows for perfect positioning
- 360° rotation allows screen to be positioned in any orientation
- Space saving design folds flat to the wall when not in use
- Supplied with optional handle for easy screen positioning
- Manufactured with Interpon® antibacterial powder coating, shown in tests to reduce bacterial population by a minimum of 99%
- Integrated cable management for a neat and tidy installation

SPECIFICATION	
Recommended screen size	up to 23"
Min and max load	5kg - 8kg
VESA® compatibility	75 x 75 & 100 x 100
Tilt	+/-100°
Swivel	180°
Rotation	360°
Extension	up to 1650mm

# BT7542

## INTERFACE ADAPTOR ARMS

FOR VESA® 200 X 100 & VESA 200 X 200



- Allows mounts using VESA 100 x 100mm fixings to be increased to **VESA 200 x 100mm** or VESA 200 x 100mm to **VESA 200 x 200mm**
- Can be used for both landscape and portrait installations
- Adaptor arms are a slim design to keep the depth of the install to a minimum
- Easily fixes onto interface plates / arms using the screws provided


SPECIFICATION	
VESA® compatibility	200 x 100 or 200 x 200mm
Max load	dependent on mount to which BT7502 is attached
Depth increase to the install	7mm



# BT7540

## INTERFACE ADAPTOR ARMS

FOR VESA® 300 X 200 & VESA 400 X 200



Use 2 sets of BT7540 for VESA 400 x 400 fixings

- Allows mounts using VESA 200 x 200mm fixings to be increased to **VESA 300 x 200mm** or **400 x 200mm**
- Can be used for both landscape and portrait installations
- Adaptor arms are a slim design to keep the depth of the install to a minimum
- Easily fixes onto interface plates / arms using the screws provided

SPECIFICATION	
VESA® compatibility	300 x 200 or 400 x 200mm
Max load	dependent on mount to which BT7540 is attached
Depth increase to the install	7mm



# BT7502

## INTERFACE ADAPTOR PLATE

FOR VESA® 200 X 100 & VESA 200 X 200



- Allows mounts using VESA 75 x 75, 100 x 100, or 200 x 100mm fixings to be increased to **VESA 200 x 200mm** or **200 x 100mm**
- Can be used for both landscape and portrait installations
- Adaptor arms are a slim design to keep the depth of the install to a minimum
- Easily fixes onto interface plates / arms using the screws provided


SPECIFICATION	
VESA® compatibility	200 x 100 or 200 x 200mm
Max load	dependent on mount to which BT7502 is attached
Depth increase to the install	8mm



# BT7564 / BT7565 / BT7566

## INTERFACE ADAPTOR ARMS

FOR VESA® 600 X 400, VESA 800 X 400 OR VESA 900 X 400

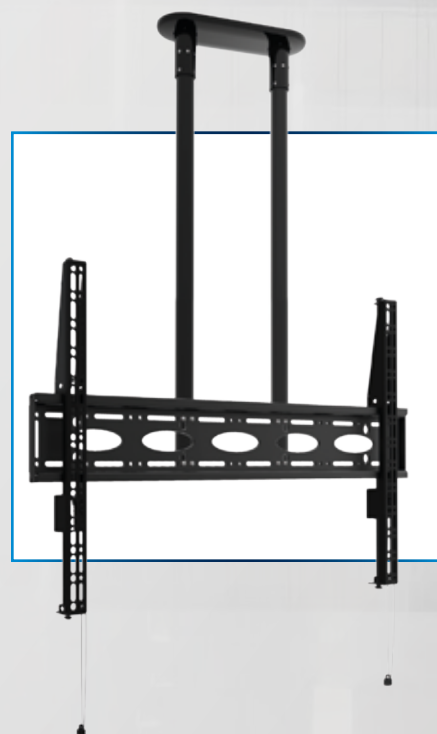


- BT7564** Allows VESA 200 & 400 fixings to be increased to **VESA 600**
- BT7565** Allows VESA 400 fixings to be increased to **VESA 800**
- BT7566** Allows VESA 400 fixings to be increased to **VESA 900**
- Can be used for both landscape and portrait installations
- Adaptor arms are ultra-slim to keep the depth of the install to a minimum
- Easily fixes onto interface plates / arms using the screws provided
- Custom Adaptor Arms can also be ordered - Contact a sales rep with your specifications*

SPECIFICATION	
<b>BT7564</b> VESA® compatibility	600mm
<b>BT7565</b> VESA® compatibility	800mm
<b>BT7566</b> VESA® compatibility	900mm
Max load	dependent on mount to which arms are attached
Depth increase to the install	6mm

# FLAT SCREEN CEILING MOUNTS

B-Tech has a wide range of off-the-shelf flat screen ceiling mounts available for small to XXL screens. With choices of fixed or adjustable drops and options for installations onto flat or angled ceilings, most options within the range can be used in either landscape or portrait orientations. Additional options are available by using System 2 component parts to create custom solutions. These include joiners to extend pole lengths and specialist mounts for fixing to joists, purlins and I-beams etc. See page 156 for information about creating custom mounting solutions.



Original Designs by B-Tech AV Mounts - Registered Designs & Patents apply





“ UNPRECEDENTED CUSTOMER SUPPORT AND SERVICE COMBINED WITH A FIRST RATE PRODUCT AT A PALATABLE PRICE. ”

Steve Walsh  
@Skratch AV

# BT7553

## FLAT SCREEN CEILING MOUNT WITH TILT & SWIVEL

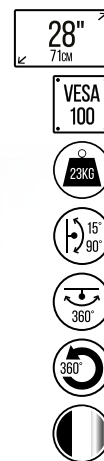
- Mounts screens from the ceiling, floor or desktop
- Tool-less tilt and swivel adjustment
- Screen rotation allows screen to be positioned in a landscape or portrait orientation
- Supplied with a safety bolt for secure pole mounting
- Included grub screws allow micro-adjustment of pole angle
- Integrated cable management
- Cover plate included for a smart installation
- Simple 'hook-on' installation with all mounting hardware included

SPECIFICATION	
Recommended screen size	up to 28"
Max load	23kg
VESA® compatibility	75 x 75 & 100 x 100
Tilt	+90° / -15°
Swivel	360°
Screen rotation	360°
Ceiling drop	482mm, 732mm, 1232mm, 1732mm or 2232mm*
Colour option (Ceiling plate & Ø50mm pole)	Black, White or Chrome

\*From the ceiling to the centre of the mount

### Available in 5 pole lengths

BT7553-025	0.25m Pole
BT7553-050	0.5m Pole
BT7553-100	1m Pole
BT7553-150	1.5m Pole
BT7553-200	2m Pole



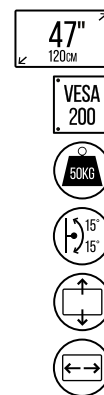
# BT8423

## ADJUSTABLE DROP UNIVERSAL FLAT SCREEN CEILING MOUNT WITH TILT

- Unique 'Torsion-tilt' mechanism for tool-less tilt adjustment
- Tool-less adjustable ceiling drop in increments of 25mm
- Suitable for landscape or portrait mounting
- Arms feature levelling screws to adjust the screen height
- Lateral adjustment of screen once mounted
- Security screws help prevent unauthorised removal of screens
- Integrated cable management
- Cover plate included for a smart installation
- Simple 'hook-on' installation with all mounting hardware included

SPECIFICATION	
Recommended screen size	up to 47"
Max load	50kg
VESA® & non-VESA fixings	up to 327 x 200mm
VESA® compatibility	up to 200 x 200
Tilt	+/-15°
Ceiling drop	Min. 625mm - Max. 950mm*

\*From the ceiling to the centre of the mount



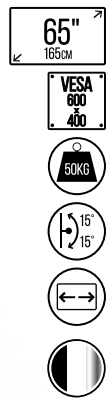
# BT8424

## UNIVERSAL FLAT SCREEN CEILING MOUNT WITH TILT

- Unique 'Torsion-tilt' mechanism for easy tool-less adjustment
- Lateral adjustment of screen once mounted
- Suitable for landscape or portrait mounting
- Arms feature levelling screws to adjust the screen height
- Security screws help prevent unauthorised removal of screens
- Poles are supplied with safety bolt and grub screws for a secure installation
- Integrated cable management
- Cover plate included for a smart installation
- Simple 'hook-on' installation with all mounting hardware included

SPECIFICATION	
Recommended screen size	up to 65"
Max load	50kg
VESA® & non-VESA fixings	up to 468 x 400mm
VESA® compatibility (with included adaptors)	up to 600 x 400
Tilt	+/-15°
Ceiling drop	1003mm, 1503mm, 2003mm or 3003mm*
Colour option (Ceiling plate & Ø50mm pole)	Black, White or Chrome

\*From the ceiling to the centre of the mount



Available in 4 pole lengths

BT8424-100	1m Pole
BT8424-150	1.5m Pole
BT8424-200	2m Pole
BT8424-300	3m Pole

# BT8426

## ADJUSTABLE DROP UNIVERSAL FLAT SCREEN CEILING MOUNT WITH TILT

- Unique 'Torsion-tilt' mechanism for tool-less tilt adjustment
- Tool-less adjustable ceiling drop in increments of 25mm
- Suitable for landscape or portrait mounting
- Arms feature levelling screws to adjust the screen height
- Lateral adjustment of screen once mounted
- Security screws help prevent unauthorised removal of screens
- Integrated cable management
- Cover plate included for a smart installation
- Simple 'hook-on' installation with all mounting hardware included

SPECIFICATION	
Recommended screen size	up to 65"
Max load	50kg
VESA® & non-VESA fixings	up to 468 x 400mm
VESA® compatibility (with included adaptors)	up to 600 x 400
Tilt	+/-15°
Ceiling drop	Min. 625mm - Max. 950mm*

\*From the ceiling to the centre of the mount





# BT8427

## ADJUSTABLE DROP FLAT SCREEN CEILING MOUNT WITH TILT

Designed to ceiling mount screens up to 70kg, the BT8427 features a push button adjustable drop of 572mm - 972mm with a safety bolt supplied for a secure installation, and utilises an easy tilt mechanism for the perfect view. Levelling screws are included on the interface arms to finely adjust the screen height and locking screws help prevent unauthorised removal of the screen. Cover plates are supplied for a neat and tidy installation.

### FEATURES

- Adjustable ceiling drop in increments of 25mm
- Quick and easy adjustment of the tilt angle
- Lateral adjustment of screen once mounted
- Suitable for landscape or portrait mounting
- Arms feature levelling screws to adjust the screen height
- Security screws help prevent unauthorised removal of screens
- Integrated cable management
- Cover plate included for smart installation
- Simple 'hook-on' installation with all mounting hardware included

### SPECIFICATION

Recommended screen size	up to 65"
Max load	70kg
VESA® & non-VESA fixings	up to 468 x 400mm
VESA® compatibility (with included adaptors)	up to 600 x 400
Tilt	up to +20° (in increments of 5°)
Ceiling drop	Min. 572mm - Max. 972mm*
Colour option (Mounting Rail)	Black or Silver

\*From the ceiling to the centre of the mount



Quick height adjustment



SYSTEM X™

65" / 165cm	VESA 600 / 400	70KG	20°	↑ ↓	← →	◐ ◑
-------------	----------------	------	-----	-----	-----	-----



Integrated cable management



Interface arms tilt up to 20° (in increments of 5°)



Height adjustment screws for screen levelling



Post installation screen alignment for perfect positioning every time

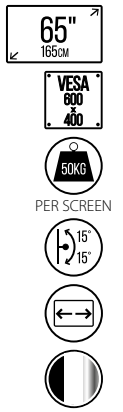
# BT8428

## BACK-TO-BACK UNIVERSAL FLAT SCREEN CEILING MOUNT WITH TILT

- Mounts two screens back-to-back
- Ceiling bracket can be tilted for mounting on angled ceilings
- Unique 'Torsion-tilt' mechanism for tool-less screen tilt adjustment
- Suitable for landscape or portrait mounting
- Lateral adjustment of screen once mounted
- Arms feature levelling screws to adjust the screen height
- Security screws help prevent unauthorised removal of screens
- Poles are supplied with safety bolt and grub screws for a secure installation
- Integrated cable management
- Simple 'hook-on' installation with all mounting hardware included

SPECIFICATION	
Recommended screen size	up to 65"
Max load	50kg per screen
VESA® & non-VESA fixings	up to 468 x 400mm
VESA® compatibility (with included adaptors)	up to 600 x 400
Ceiling drop	960mm, 1460mm, 1960mm or 2960mm*
Tilt (at screen)	up to +/-15°
Tilt (at ceiling)	up to +90°
Colour option (Ø50mm pole)	Black, White or Chrome

\*From the ceiling to the centre of the mount



### Available in 4 pole lengths

BT8428-100	1m Pole
BT8428-150	1.5m Pole
BT8428-200	2m Pole
BT8428-300	3m Pole

# BT8448

## UNIVERSAL EXTRA-LARGE FLAT SCREEN CEILING MOUNT

- Twin pole mount suitable for screens 65" and over
- Heavy duty steel capable of supporting very heavy loads
- Lateral adjustment of screen once mounted
- Integrated cable management for a neat and tidy installation
- Adjustment screws allow screen to be levelled once mounted
- Simple 'hook-on' installation with all mounting hardware included

SPECIFICATION	
Recommended screen size	65" to 120"
Max load	130kg
VESA® & non-VESA fixings	up to 1000 x 600mm
Ceiling drop	980mm, 1480mm, 1980mm or 2980mm*
Colour option (Ø50mm poles)	Black, White or Chrome
Colour option (Ceiling plate)	Black or White

\*From the ceiling to the centre of the mount



### Available in 4 pole lengths

BT8448-100	1m Pole
BT8448-150	1.5m Pole
BT8448-200	2m Pole
BT8448-300	3m Pole

# FLAT SCREEN DESK MOUNTS

## Simple to install, easy to adjust and great to use...

The premium and full motion range of desk mounts have been ergonomically designed to allow the user to achieve maximum comfort whilst helping to reduce eye and neck strain injuries. Featuring smooth and easy adjustment of height, reach and tilt, the range includes single arm, double arm and twin screen solutions. All mounts in this range are suitable for VESA 75 x 75mm and 100 x 100mm mounting patterns and suitable for loads up to 9kg per screen



Original Designs by B-Tech AV Mounts - Registered Designs & Patents apply



# BT7553

## FLAT SCREEN DESK MOUNT

The BT7553 is a flat screen mounting solution which can be used to mount screens up to 23kg from the ceiling, floor, or to a desktop. With easy tool-less adjustment of tilt, swivel and screen rotation, this mount is ideal for landscape or portrait screen mounting and makes it quick and simple to switch between the two. The BT7553 is available with a choice of Black, White or Chrome poles in a variety of different lengths to suit your need.



### FEATURES

- Mounts screens from the ceiling, floor or to a desktop
- Available with a choice of pole lengths up to 2m
- Easy tool-less tilt, swivel and screen rotation mechanism
- Quick and easy 'hook-on' installation
- Supplied with a safety bolt for secure pole mounting
- Included grub screws allow micro-adjustment of pole angle
- Integrated cable management
- Available in 5 pole lengths:

### Available in 5 pole lengths

BT7553-025	0.25m Pole
BT7553-050	0.5m Pole
BT7553-100	1m Pole
BT7553-150	1.5m Pole
BT7553-200	2m Pole

### SPECIFICATION

Recommended screen size	up to 28"
Max load	23kg
VESA® compatibility	up to 100 x 100
Tilt	+15° / -90°
Swivel	360°
Screen rotation	360°
Pole lengths available	0.25m, 0.5m, 1m, 1.5m and 2m
Colour option (Pole & ceiling/floor mount)	Black, White or Chrome



Ideal for mounting screens from the ceiling, floor or desktop



Integrated cable management for a neat and tidy installation

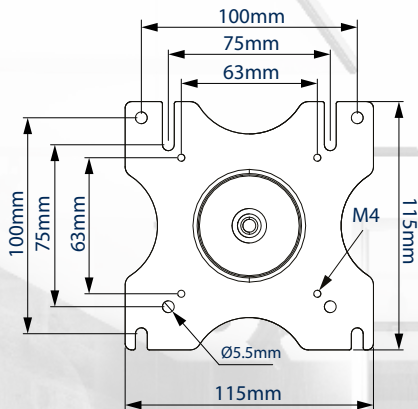


Easy tool-less adjustment of tilt, swivel and screen rotation




Quick and easy 'hook-on' installation

# PREMIUM DESK MOUNT FEATURES



**A**  
**INTERFACE PLATE**

Suitable for screens with VESA 75 x 75mm and 100 x 100mm mounting patterns



**B**  
**INTEGRATED CABLE MANAGEMENT**  
Cable management is integrated into the mount for a clean and tidy installation



**C**  
**HEIGHT ADJUSTABLE**  
Easy height adjustment using tool-less locking ring

**D**  
**All mounts include a desk clamp and grommet mount.**

The desk clamp fixing is designed to attach the mount to the rear or side of a desk and is suitable for desks up to 70mm thick. The grommet fixing is designed to mount through a desk and is suitable for desks up to 95mm thick. As an alternative option, the desk clamp may be screwed directly into the side of a desk.



Desk Clamp



Grommet Fixing



Screw Fixing

# BT7371

## DESK MOUNT WITH SWIVEL



- High-end aesthetic quality with a durable powder coated finish
- Easy height adjustment using tool-less locking collar
- Supplied with both a desk clamp and grommet
- Integrated cable management
- Simple 'hook-on' installation with all mounting hardware included



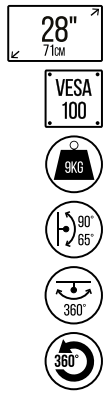
SPECIFICATION	
Recommended screen size	up to 28"
Max load	9kg
VESA® compatibility	75 x 75 & 100 x 100
Tilt	+65°/-90°
Swivel	360° (at pole)
Screen rotation	360°

# BT7372

## SINGLE ARM DESK MOUNT WITH TILT & SWIVEL



- High-end aesthetic quality with a durable powder coated finish
- 2 swivel points, at the pole and interface
- Easy height adjustment using tool-less locking collar
- Supplied with both a desk clamp and grommet
- Integrated cable management
- Simple 'hook-on' installation with all mounting hardware included



SPECIFICATION	
Recommended screen size	up to 28"
Max load	9kg
VESA® compatibility	75 x 75 & 100 x 100
Tilt	+65°/-90°
Swivel	360° (at pole) 220° (at interface)
Screen rotation	360°
Max extension	255mm

# BT7373

## DOUBLE ARM DESK MOUNT WITH TILT & SWIVEL



- Dual articulated arm desk mount made from durable aluminium with a durable powder coated finish
- 3 swivel points, at the pole, arm pivot and interface
- Easy height adjustment using tool-less locking collar
- Supplied with both a desk clamp and grommet
- Integrated cable management
- Simple 'hook-on' installation with all mounting hardware included



SPECIFICATION	
Recommended screen size	up to 28"
Max load	9kg
VESA® compatibility	75 x 75 & 100 x 100
Tilt	+65°/-90°
Swivel	360° (at pole & arm pivot) 220° (at interface)
Screen rotation	360°
Max extension	445mm

# BT7374

## TWIN SCREEN DESK MOUNT WITH TILT & SWIVEL



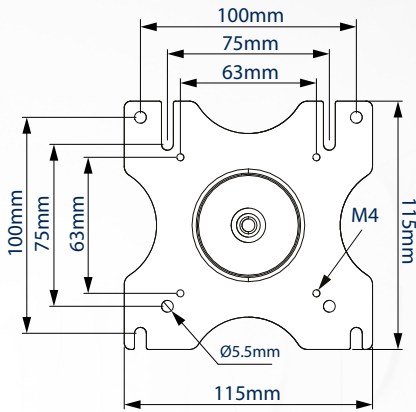
- Designed to mount 2 screens side-by-side
- Dual articulated arm desk mount made from durable aluminium with a durable powder coated finish
- 3 swivel points, at the pole, arm pivots and interfaces
- Easy height adjustment using tool-less locking collar
- Supplied with both a desk clamp and grommet
- Integrated cable management
- Simple 'hook-on' installation with all mounting hardware included



SPECIFICATION	
Recommended screen size	up to 28"
Max load	9kg per screen
VESA® compatibility	75 x 75 & 100 x 100
Tilt	+65°/-90°
Swivel	360° (at pole & arm pivot) 220° (at interface)
Screen rotation	360°
Max extension	445mm




# FULL MOTION DESK MOUNT FEATURES



**A**  
**INTERFACE PLATE**

Suitable for screens with VESA 75 x 75mm and 100 x 100mm mounting patterns



**INTEGRATED CABLE MANAGEMENT**

Cable management is integrated into the mount for a clean and tidy installation



**TENSION ADJUSTMENT**

The integrated tension adjustment mechanism ensures the mount will support screens up to 9kg



**HEIGHT ADJUSTABLE**

Easy height adjustment using tool-less locking ring



**ALL MOUNTS INCLUDE A DESK CLAMP AND GROMMET MOUNT**

The desk clamp fixing is designed to attach the mount to the rear or side of a desk and is suitable for desks up to 70mm thick. The grommet fixing is designed to mount through a desk and is suitable for desks up to 95mm thick. As an alternative option, the desk clamp may be screwed directly into the side of a desk.



fullmotionmounts


## FULL MOTION FOR OPTIMUM SCREEN POSITIONING

BT7382, BT7383 and BT7384 are 'Full Motion' mounts designed to allow the user to achieve optimum screen positioning and maximum user comfort. With motion assisted arms, the full motion range allows for quick and easy positioning and re-positioning of the screen without the need for tools.



# BT7382

## FULL MOTION SINGLE ARM DESK MOUNT



- High-end aesthetic quality with a durable powder coated finish
- 2 swivel points, at the pole and interface
- Easy height adjustment using tool-less locking collar
- Supplied with both a desk clamp and grommet
- Integrated cable management
- Simple 'hook-on' installation with all mounting hardware included

28" 71cm

VESA 100

9KG

40° 40°

360°

360°

fullmotionmounts

SPECIFICATION	
Recommended screen size	up to 28"
Max load	9kg
VESA® compatibility	75 x 75 & 100 x 100
Tilt	+/- 40°
Swivel	360° (at pole) 180° (at interface)
Screen rotation	360°
Max extension	390mm

# BT7383

## FULL MOTION DOUBLE ARM DESK MOUNT



- Dual articulated arm desk mount made from durable aluminium with a durable powder coated finish
- 3 swivel points, at the pole, arm pivot and interface
- Easy height adjustment using tool-less locking collar
- Supplied with both a desk clamp and grommet
- Integrated cable management
- Simple 'hook-on' installation with all mounting hardware included

28" 71cm

VESA 100

9KG

90° 65°

360°

360°

fullmotionmounts

SPECIFICATION	
Recommended screen size	up to 28"
Max load	9kg
VESA® compatibility	75 x 75 & 100 x 100
Tilt	+65° / -90°
Swivel	360° (at pole & arm pivot) 180° (at interface)
Screen rotation	360°
Max extension	586mm

# BT7384

## FULL MOTION TWIN SCREEN DESK MOUNT



- Designed to mount 2 screens side-by-side
- Dual articulated arm desk mount made from durable aluminium with a durable powder coated finish
- 3 swivel points, at the pole, arm pivots and interfaces
- Easy height adjustment using tool-less locking collar
- Supplied with both a desk clamp and grommet
- Integrated cable management
- Simple 'hook-on' installation with all mounting hardware included

28" 71cm

VESA 100

9KG PER SCREEN

90° 65°

360°

360°

fullmotionmounts

SPECIFICATION	
Recommended screen size	up to 28"
Max load	9kg per screen
VESA® compatibility	75 x 75 & 100 x 100
Tilt	+65° / -90°
Swivel	360° (at pole & arm pivot) 180° (at interface)
Screen rotation	360°
Max extension	586mm

# BT6045

## ACCESSORY SHELF



- Designed for use with B-Tech Full Motion Desk Mount Range
- Ideal for laptops or telephones

SPECIFICATION	
Max load	9kg
VESA® compatibility	75 x 75 & 100 x 100

# BT7399

## WALL MOUNT ACCESSORY



- Designed to attach any B-Tech Premium or Full Motion Desk Mount to the wall
- Retains all movement functionality of the attached desk mount

SPECIFICATION	
Max load	9kg

# PROJECTOR MOUNTS

Offering a wide selection of mounts to suit a variety of projector sizes and types, from home projection right up to large scale models used for entertainment venues and projection mapping.

B-Tech projector mounts are designed to fit quickly, be easily installed and can be ordered for direct to the ceiling mounting or with fixed or tool-less height adjustable ceiling drops.

Projector ceiling mounts suitable for installation onto angled ceilings are available and a selection of models are compatible with the System 2 range for customising solutions such as when extra high ceilings mean a much larger ceiling drop is required.

The unique 'carousel' mounting plate design featured on a number of products is for universal compatibility and micro-adjustment features allow easy positioning of mounted projectors for a perfectly aligned projected image.



Original Designs by B-Tech AV Mounts - Registered Designs & Patents apply



# BT897

## STACKABLE HEAVY DUTY PROJECTOR MOUNT WITH PULL-OUT SERVICE TRAY



- Ideal for projection mapping
- Modular design allows mounts to be stacked up to 4 high
- Projector tray slides out to allow access to the projector for servicing & adjustment
- Projector can be quickly connected or disconnected for off-site servicing if required
- Tool-less micro adjustment
- Tilt, pitch and yaw positions are maintained while projector is disconnected, eliminating the need to re-calibrate micro-adjustments after servicing
- Quick and easy assembly
- Integrated cable management
- Open design gives suitable ventilation for projectors
- Designed for indoor or outdoor use when protected in a sheltered environment



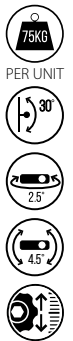
SPECIFICATION	
Max load	75kg per unit
Tilt (pitch)	4.5°
Yaw	2.5°
Roll	4.5°
Max stack	4 units

# BT898

## ENHANCED PITCH STACKABLE HEAVY DUTY PROJECTOR MOUNT WITH PULL-OUT SERVICE TRAY



- Ideal for projection mapping
- Modular design allows mounts to be stacked up to 4 high
- Projector tray slides out to allow access to the projector for servicing & adjustment
- Projector can be quickly connected or disconnected for off-site servicing if required
- Tool-less micro adjustment
- Tilt, pitch and yaw positions are maintained while projector is disconnected, eliminating the need to re-calibrate micro-adjustments after servicing
- Quick and easy assembly
- Integrated cable management
- Open design gives suitable ventilation for projectors
- Designed for indoor or outdoor use when protected in a sheltered environment



SPECIFICATION	
Max load	75kg per unit
Tilt (pitch)	30° (in 5° increments)
Yaw	2.5°
Roll	4.5°
Max stack	4 units

# BT893

## HEAVY DUTY PROJECTOR CEILING MOUNT WITH MICRO-ADJUSTMENT

Designed to mount projectors up to 70kg, this heavy duty projector ceiling mount can be fixed directly to the ceiling or can be mounted to any B-Tech Ø50mm pole (ideal for installing in areas with high ceilings where a larger ceiling drop is required). The projector fixes to an extendable mounting plate, with optional extension legs included to accommodate larger fixing patterns. The mounting plate of the BT893 uses 4-point micro-adjustment for added flexibility, so that a perfectly aligned projection can be achieved.

### FEATURES

- Designed to mount heavy duty projectors from the ceiling
- Features easy, incremented tilt adjustment
- Extendable mounting plate features 4-point micro-adjustment for perfect alignment of the projected images
- Micro-adjustment is altered using thumbwheels for better grip and a more controlled adjustment
- Ideal for use with projection mapping projectors
- Quick and easy assembly
- Can be mounted from the ceiling directly or from any B-Tech Ø50mm pole
- Can be used to mount projector downwards to project onto the floor or in a portrait orientation when used with B-Tech collars (available separately)
- Optional extension legs can be used to accommodate larger fixing patterns
- Suitable for projectors using M6, M8, M10 and M12 fixings

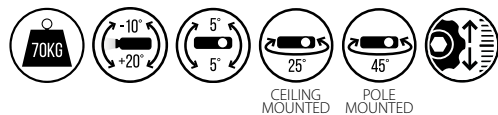
### SPECIFICATION

Max load	70kg
Tilt (pitch)	+20° / -10° (+/- 5° with micro-adjustment)
Yaw (ceiling mounted)	25°
Yaw (pole mounted)	45°
Roll	+/-5°
Ceiling drop	153mm* (+/-10mm with micro-adjustment)
Max distance between fixings	873mm
Max distance (square fixing pattern)	618mm

\*Add 20mm to ceiling drop if extension legs are used



Heavy duty design



CEILING MOUNTED POLE MOUNTED



Micro-adjustment thumbwheels for better grip and a more controlled adjustment



Features easy, incremented tilt adjustment



Optional extension legs can be used to accommodate larger fixing patterns



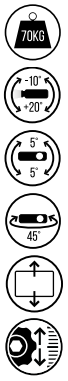
Can be mounted from the ceiling directly or from any B-Tech Ø50mm pole (supplied separately or in a kit)

# BT893-AD

## ADJUSTABLE DROP HEAVY DUTY PROJECTOR CEILING MOUNT WITH MICRO-ADJUSTMENT



- Telescopic ceiling mount designed for heavy duty projectors
- Adjustable drop in 25mm increments for the perfect positioning of projector height
- Features easy, incremented tilt adjustment
- Extendable mounting plate features 4-point micro-adjustment for perfect alignment of the projected images
- Micro-adjustment is altered using thumbwheels for better grip and a more controlled adjustment
- Poles are internally unobstructed for cables to pass through easily
- Optional extension legs can be used to accommodate larger fixing patterns
- Quick and easy assembly
- Suitable for projectors using M6, M8, M10 and M12 fixings



SPECIFICATION	
Max load	70kg
Tilt (pitch)	+20° / -10° (+/- 5° with micro-adjustment)
Yaw	45°
Roll	+/-5°
Adjustable ceiling drop	766-1186mm* (+/-10mm with micro-adjustment)
Max distance between fixings	873mm
Max distance (square fixing pattern)	618mm

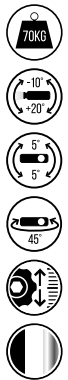
\*Add 20mm to ceiling drop if extension legs are used

147

# BT893-FD

## FIXED DROP HEAVY DUTY PROJECTOR CEILING MOUNT WITH MICRO-ADJUSTMENT

- Designed to mount heavy duty projectors from the ceiling
- Features easy, incremented tilt adjustment
- Extendable mounting plate features 4-point micro-adjustment for perfect alignment of the projected images
- Micro-adjustment is altered using thumbwheels for better grip and a more controlled adjustment
- Quick and easy assembly
- Adjustable ceiling plate suitable for angled ceilings
- Optional extension legs can be used to accommodate larger fixing patterns
- Ø50mm pole is internally unobstructed for cables to pass through easily
- Suitable for projectors using M6, M8, M10 and M12 fixings



SPECIFICATION	
Max load	70kg
Tilt (pitch)	+20° / -10° (+/- 5° with micro-adjustment)
Yaw (pole mounted)	45°
Roll	+/-5°
Ceiling plate tilt	90°
Max distance between fixings	873mm
Max distance (square fixing pattern)	618mm
Color option (Ø50mm pole)	Black, White or Chrome

### Available in 6 pole lengths

BT893-FD025	0.25m Pole
BT893-FD050	0.5m Pole
BT893-FD100	1m Pole
BT893-FD150	1.5m Pole
BT893-FD200	2m Pole
BT893-FD300	3m Pole



# BT899XL

## EXTRA-LARGE PROJECTOR CEILING MOUNT WITH MICRO-ADJUSTMENT



Pole adaptor supplied for extended ceiling drop

- Can be mounted directly to the ceiling or onto a pole
- Compatible with the B-Tech System 2 Professional Range and 1.5" NPT pipe systems
- Pre-assembled for simple three step installation
- Micro-adjustment for short throw projectors
- Integrated cable management for a smart installation
- Security locking screws and Allen key provided for a secure installation
- Unique 'Carousel' mounting plate for universal compatibility
- Suitable for projectors using M2.5, M3, M4, M5 and M6 fixings
- All mounting hardware included



### SPECIFICATION

Max load	25kg
Tilt (pitch)	+/- 13°
Roll	+/- 6°
Yaw	360°
Ceiling drop	98.5mm
Max distance between fixings	493mm

# BT899XL-AD

## ADJUSTABLE DROP EXTRA-LARGE PROJECTOR CEILING MOUNT WITH MICRO-ADJUSTMENT

- Adjustable drop in 25mm increments for the perfect positioning of projector height
- Integrated cable management for a smart installation
- Security locking screws and Allen key provided for a secure installation
- Unique 'Carousel' mounting plate for universal compatibility
- Suitable for projectors using M2.5, M3, M4, M5 and M6 fixings



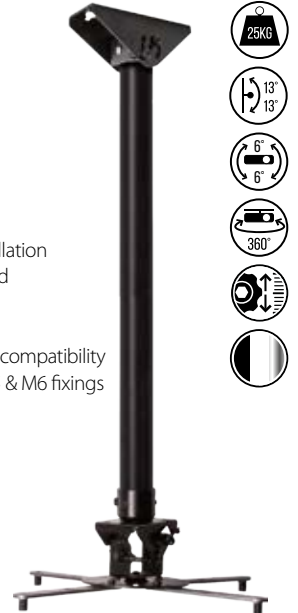
### SPECIFICATION

Max load	25kg
Tilt (pitch)	+/- 13°
Roll	+/- 6°
Yaw	360°
Adjustable ceiling drop	722-1122mm
Max distance between fixings	493mm

# BT899XL-FD

## EXTRA-LARGE PROJECTOR CEILING MOUNT WITH MICRO-ADJUSTMENT

- Integrated cable management for smart installation
- Security locking screws and Allen key provided for a secure installation
- Suitable for angled ceilings
- Unique 'Carousel' mounting plate for universal compatibility
- Suitable for projectors using M2.5, M3, M4, M5 & M6 fixings



### Available in 6 pole lengths

BT899XL-FD025	0.25m Pole
BT899XL-FD050	0.5m Pole
BT899XL-FD100	1m Pole
BT899XL-FD150	1.5m Pole
BT899XL-FD200	2m Pole
BT899XL-FD300	3m Pole

### SPECIFICATION

Max load	25kg
Tilt (pitch)	+/- 13°
Roll	+/- 6°
Yaw	360°
Ceiling plate tilt	90°
Max distance between fixings	493mm
Color option (Ø50mm pole)	Black, White or Chrome

# BT899

## PROJECTOR CEILING MOUNT WITH MICRO-ADJUSTMENT



Micro-adjustment for short throw projectors

- Can be mounted directly to the ceiling or onto a pole
- Compatible with the B-Tech System 2 Professional Range and 1.5" NPT pipe systems
- Pre-assembled for simple three step installation
- Integrated cable management for smart installation
- Security locking screws and Allen key provided for a secure installation
- Unique 'Carousel' mounting plate for universal compatibility
- Suitable for projectors using M2.5, M3, M4, M5 and M6 fixings
- All mounting hardware included




SPECIFICATION	
Max load	25kg
Tilt (pitch)	+/- 13°
Roll	+/- 6°
Yaw	360°
Ceiling drop	122mm
Max distance between fixings	370mm

# BT899-AD

## ADJUSTABLE DROP PROJECTOR CEILING MOUNT WITH MICRO-ADJUSTMENT

- Adjustable drop in 25mm increments for the perfect positioning of projector height
- Integrated cable management for smart installation
- Security locking screws and Allen key provided for a secure installation
- Unique 'Carousel' mounting plate for universal compatibility
- Suitable for projectors using M2.5, M3, M4, M5 and M6 fixings



SPECIFICATION	
Max load	25kg
Tilt (pitch)	+/- 13°
Roll	+/- 6°
Yaw	360°
Adjustable ceiling drop	743-1143mm
Max distance between fixings	370mm

# BT899-FD

## FIXED DROP PROJECTOR CEILING MOUNT WITH MICRO-ADJUSTMENT

- Integrated cable management for smart installation
- Security locking screws and Allen key provided for a secure installation
- Suitable for angled ceilings
- Unique 'Carousel' mounting plate for universal compatibility
- Suitable for projectors using M2.5, M3, M4, M5 & M6 fixings



### Available in 6 pole lengths

BT899-FD025	0.25m Pole
BT899-FD050	0.5m Pole
BT899-FD100	1m Pole
BT899-FD150	1.5m Pole
BT899-FD200	2m Pole
BT899-FD300	3m Pole

SPECIFICATION	
Max load	25kg
Tilt (pitch)	+/- 13°
Roll	+/- 6°
Yaw	360°
Ceiling plate tilt	90°
Max distance between fixings	370mm
Color option (Ø50mm pole)	Black, White or Chrome

# SPEAKER MOUNTS

## FOR WALL & FLOOR

The home cinema and Hi-Fi speaker market has seen a revival in recent years thanks to the growing popularity of home networking and wireless speaker systems. B-Tech's Ventry Range of speaker mounts are ideal for a wide range of speakers including the popular SONOS® PLAY:1™ and PLAY:3™ and Soundbars. Pairing the SONOS range of wireless speakers with Ventry speaker mounts means listening to music in any room of the house couldn't be simpler.

Each mount comes with its own special features to maximise the audio experience, whether it is the easy tilt and swivel adjustability of the wall mounts or the sound isolation features of the Atlas speaker stands, these mounts recognise the need for reliable mounting solutions. B-Tech's Ventry range provides an ideal set of solutions for use with Sonos and other high-end speaker systems.



Original Designs by B-Tech AV Mounts - Registered Designs & Patents apply





# BT332

 SUPPLIED IN RETAIL PACKAGING,  
IDEAL FOR THE CONSUMER MARKET

## SPEAKER WALL MOUNTS WITH TILT & SWIVEL (PAIR)



- Designed for home cinema speakers
- Speakers adjustable; up / down / sideways
- Suitable for single point, dual point and keyhole fixings
- No visible wall fixing screws
- Compatible with **SONOS® Play:1 & Play:3** (in portrait mode)
- Simple 'hook-on' installation with all mounting hardware included
- Supplied in pairs

SPECIFICATION	
Max load	5kg
Tilt	+/-20°
Swivel	180°
Distance between dual point fixings	Min: 51mm - Max: 67mm
Colour option	Black or White



# BT77

 SUPPLIED IN RETAIL PACKAGING,  
IDEAL FOR THE CONSUMER MARKET

## SIDE-CLAMPING SPEAKER WALL MOUNTS WITH TILT & SWIVEL (PAIR)



- Suitable for most speakers including curved front types
- Side-clamping design is padded and does not mark the speaker
- Tilt and swivel adjustment allows perfect positioning
- Can also be mounted directly to System X vertical columns or onto B-Tech collars for pole mounting
- Cover plate and screw cap included for a neat and tidy finish
- Simple installation with all mounting hardware included
- Supplied in pairs

SPECIFICATION	
Max load	25kg
Tilt	+/-10°
Swivel	360°
Adjustable clamp size:	135mm - 280mm
Colour option	Black or White



# BT 15

 SUPPLIED IN RETAIL PACKAGING,  
IDEAL FOR THE CONSUMER MARKET

## CENTRE SPEAKER WALL MOUNT WITH ADJUSTABLE ARMS



- Ideal for centre channel speakers or other AV equipment such as Blu-ray® players
- Easy adjustment of arm depth
- Compatible with **SONOS® Play:3** and **Play:5** speakers
- Simple installation with all mounting hardware included
- Supplied in pairs (for use with one speaker)

SPECIFICATION	
Max load	15kg
Adjustable arm length	180mm - 290mm



# BTV9 14

 SUPPLIED IN RETAIL PACKAGING,  
IDEAL FOR THE CONSUMER MARKET

## UNIVERSAL SOUNDBAR MOUNT



- Ideal solution for mounting a soundbar speaker to your flat screen TV
- Universal mount suitable for most soundbars and flat screens
- Mounts soundbar above or below the screen
- Suitable for corner installations with an articulated mount
- Low profile steel brackets keep the depth of the mount to a minimum
- Height and width can be adjusted to suit the mounted device
- Compatible with **SONOS® Playbar**

SPECIFICATION	
Max load	10kg
Steel thickness	2mm
Height adjustment	250mm
Lateral adjustment	112mm



# BT604

## ATLAS™ SPEAKER STANDS - 40CM (PAIR)

- Twin columned floor stands for loudspeakers
- Fillable columns for superior dampening
- Solid construction using heavy gauge steel for enhanced stability
- Top and bottom isolation spikes provided
- Foam pads included as an alternative to isolating support spikes
- Suitable for all types of floors including wood & carpet with supplied protection discs
- Supplied in pairs

 SUPPLIED IN RETAIL PACKAGING,  
IDEAL FOR THE CONSUMER MARKET



SPECIFICATION	
Max load	50kg
Base dimensions	240 x 240mm
Top plate dimension	190 x 190mm
Height	40cm



# BT606

## ATLAS™ SPEAKER STANDS - 60CM (PAIR)

- Twin columned floor stands for loudspeakers
- Fillable columns for superior dampening
- Solid construction using heavy gauge steel for enhanced stability
- Top and bottom isolation spikes provided
- Foam pads included as an alternative to isolating support spikes
- Suitable for all types of floors including wood & carpet with supplied protection discs
- Supplied in pairs

 SUPPLIED IN RETAIL PACKAGING,  
IDEAL FOR THE CONSUMER MARKET



SPECIFICATION	
Max load	35kg
Base dimensions	240 x 240mm
Top plate dimension	160 x 160mm
Height	60cm



# BT608

## ATLAS™ SPEAKER STANDS - 80CM (PAIR)

- Twin columned floor stands for loudspeakers
- Fillable columns for superior dampening
- Solid construction using heavy gauge steel for enhanced stability
- Top and bottom isolation spikes provided
- Foam pads included as an alternative to isolating support spikes
- Suitable for all types of floors including wood & carpet with supplied protection discs
- Compatible with SONOS® Play:1
- Supplied in pairs

 SUPPLIED IN RETAIL PACKAGING,  
IDEAL FOR THE CONSUMER MARKET



SPECIFICATION	
Max load	15kg
Base dimensions	240 x 240mm
Top plate dimension	125 x 125mm
Height	80cm



### ATLAS STAND COMMON FEATURES



Top and bottom sound isolating spikes included



Alternative foam pads included



Isolation spikes with floor protection discs supplied



Fillable columns for superior dampening



Supplied in Pairs

# COMPONENT PARTS FOR CUSTOM SOLUTIONS



SYSTEM X™

PG. 156

**MULTI-SCREEN MOUNTING SYSTEM**  
VIDEOWALLS, MENU BOARDS & SPECIALIST SINGLE SCREEN SOLUTIONS



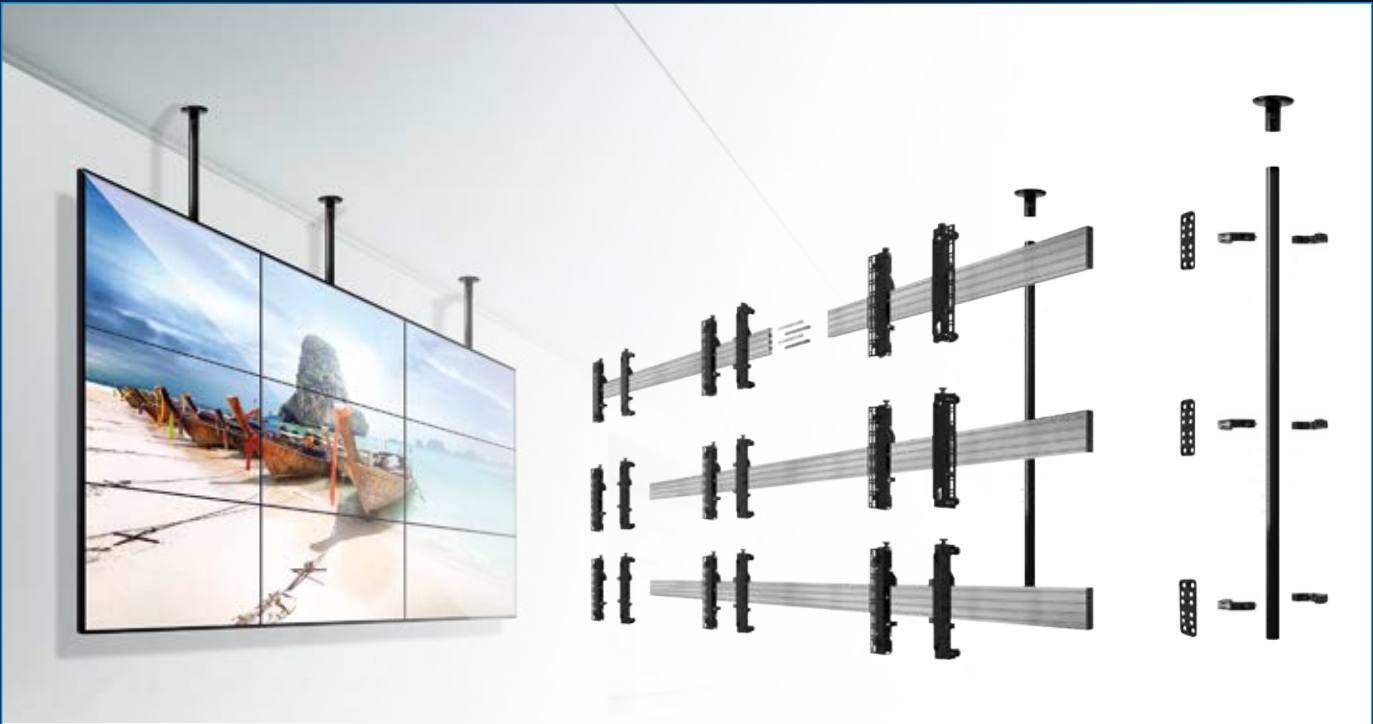
SYSTEM 2™

PG. 172

**Ø50MM POLE MOUNTED INSTALLS**  
CEILING, WALL OR FLOOR-TO-CEILING APPLICATIONS

B-Tech component ranges are modular based systems designed to create custom solutions to suit almost any application. With 1,000s of possible configurations available, these comprehensive ranges have unlimited possibilities. The versatile ranges of System X, System 2 and the Floor Stands work on a modular principle and are interchangeable, there are a variety of different types of components available; freestanding or mobile bases, a wide range of wall and ceiling mounts and many different screen interface arms. Flat screen mounts with the collar compatible icon can be used with System 2 Ø50mm poles or with the Ø60mm poles used on the floor stands. System X can also be used with System 2 poles and collars for ceiling or specialist requirements. Installations can even be accessorised with a variety of other equipment such as AV shelves, media players or smaller flat screens.

FOR COMPLETE MOUNTING SOLUTIONS & KITS SEE PAGE 20



SYSTEM X™ SYSTEM 2™

PG. 160

USE SYSTEM X AND SYSTEM 2 TOGETHER  
FOR EVEN MORE MOUNTING POSSIBILITIES



PG. 188

FLAT SCREEN FLOOR STAND COMPONENTS






# SYSTEM X

## PROFESSIONAL COMPONENTS

The System X range is a premium component based system designed for professional AV installations. For greater flexibility and convenience, components are supplied individually to create custom installations to suit almost any application. The range works on a modular principle using extruded aluminium rails and columns to fix displays to the wall or floor. System X can also utilise System 2's pole and collar mounts for ceiling or specialist installations



Original Designs by B-Tech AV Mounts - Registered Designs & Patents apply



“ WHEN SPEAKING TO ANYONE THAT HAS USED SYSTEM X THEY HAVE NOTHING BUT PRAISE FOR IT AND END UP AMBASSADORS TO B-TECH BY DEFAULT. ”

Ciaran Flynn,  
Business Development,  
Brackets & Mounts, Midwich

## STEP 1

CHOOSE **FLOOR** OR **WALL MOUNTED** SETUP

### WALL MOUNTS



BT8390-WFK1



BT8390-WFK2



BT8390-WFK3



BT8390-WFK4

### FLOOR BASES



BT8380-FFB



BT8380-FSB



BT8380-BASE



BT8380-SHB

### BT8380-BASE ACCESSORIES

For use with BT8380-BASE only



BT8380-CASTORS



BT8380-FBFK

## STEP 2

CHOOSE HEIGHT OF COLUMN

### COLUMNS

BT8380-060 (0.6m)  
BT8380-180 (1.8m)



### COLUMN EXTENSION KIT




BT8380-EXTV

### COLUMNS

#### WALL TIE-BACK



BT8380-WTB



BT8380-060 (0.6m)

BT8380-180 (1.8m)


# Create a Custom System X Wall Mount or Floor Stand in 4 Simple Steps

The **System X** range is a component based system designed for multi-screen and digital signage applications. For greater flexibility and convenience, components can be supplied individually and can be used to create custom installations to suit any application. For ceiling mounted installs, **System X** can also be used with **System 2** Ø50mm poles, see next page for info.

## STEP 3

### CHOOSE LENGTH OF MOUNTING RAIL

**MOUNTING RAILS**



- BT8390-030 (0.3m)
- BT8390-050 (0.5m)
- BT8390-070 (0.7m)
- BT8390-150 (1.5m)
- BT8390-175 (1.75m)
- BT8390-200 (2m)
- BT8390-300 (3m)

**RAIL EXTENSION KIT**




BT8390-EXT

**ANGLE CONNECTOR**



BT8390-AAC

**MOUNTING RAILS**



- BT8390-030 (0.3m)
- BT8390-050 (0.5m)
- BT8390-070 (0.7m)
- BT8390-150 (1.5m)
- BT8390-175 (1.75m)
- BT8390-200 (2m)
- BT8390-300 (3m)

**JOINING KIT**



BT8380-JPK

**ADAPTOR KIT**



For use with non-System X interfaces

BT8390-ADP

## STEP 4

### CHOOSE SCREEN INTERFACE KIT

**SCREEN INTERFACE ARMS**



- BT8390-VESA200F
- BT8390-VESA200T
- BT8390-VESA400F
- BT8390-VESA400T
- BT8390-VESA400MAF
- BT8390-VESA400MAP
- BT8390-VESA600F
- BT8390-VESA800F
- BT8390-VESA1200F

**STEP 5 ADD ACCESSORIES**



- BT7882
- BT7884
- BT7032
- BT7033
- BT7863
- BT7866
- BT7865



## STEP 1

CHOOSE A **SYSTEM 2** CEILING, WALL OR FLOOR MOUNT

### CEILING MOUNTS



BT7822

BT7808

BT7851

BT7807

### SPECIALIST MOUNTS



BT7012

BT7017

BT7825

### WALL MOUNTS



BT7831

BT7803

### FLOOR MOUNTS



BT7056

BT7822

BT7807

## STEP 2

CHOOSE LENGTH OF **SYSTEM 2** POLE

### Ø50MM POLES

#### STANDARD

- BT7850-025 (0.25m)
- BT7850-050 (0.5m)
- BT7850-100 (1m)
- BT7850-150 (1.5m)
- BT7850-200 (2m)
- BT7850-300 (3m)

#### HEAVY DUTY\*

- BT7853-200 (2m)
- BT7853-300 (3m)

\*Only available in Black

#### POLE RING



BT7055



### POLE JOINERS



BT7823

BT7824

### Ø50MM POLES

#### STANDARD

- BT7850-025 (0.25m)
- BT7850-050 (0.5m)
- BT7850-100 (1m)
- BT7850-150 (1.5m)
- BT7850-200 (2m)
- BT7850-300 (3m)

#### HEAVY DUTY\*

- BT7853-200 (2m)
- BT7853-300 (3m)

\*Only available in Black

#### POLE RING



BT7055



# Create a Custom System X Ceiling Mount in 4 Simple Steps

The **System X** range is a component based system designed for multi-screen and digital signage applications. For greater flexibility and convenience, components can be supplied individually and can be used to create custom installations to suit any application. **System X** is compatible with the **System 2** range for pole mounted applications such as ceiling mounts.

## STEP 3

CHOOSE LENGTH OF SYSTEM X MOUNTING RAIL

### Ø50MM ACCESSORY COLLARS



BT7841

BT7052


BT7051

### COLLAR MOUNTING BRACKET



BT8390-CFK

### MOUNTING RAILS



### RAIL EXTENSION KIT




BT8390-EXT

### ANGLE CONNECTOR



BT8390-AAC

### MOUNTING RAILS



## STEP 4

CHOOSE A SYSTEM X INTERFACE KIT & ACCESSORY

### ACCESSORIES



BT7032

BT7033

### ACCESSORY ARM



BT8390-SA



BT7863

BT7866

BT7865

### SCREEN INTERFACE ARMS



BT8390-VESA200F

BT8390-VESA200T



BT8390-VESA400F

BT8390-VESA400T



BT8390-VESA400MAF

BT8390-VESA400MAP



BT8390-VESA600F

BT8390-VESA800F

BT8390-VESA1200F

# BT8390


## HORIZONTAL MOUNTING RAIL



- Ideal for videowalls, menu boards and other multi-screen installations
- Compatible with a variety of interface arms and collar compatible accessory mounts
- Available in a variety of lengths and can be cut if necessary
- Multiple lengths can be joined together using BT8390-EXT to create longer rails
- Lateral adjustment - position interface arms anywhere along the length of the rail
- Supplied with plastic end caps for a neat and tidy finish


### SPECIFICATION

Lengths available	0.3m, 0.5m, 0.7m, 1.5m, 1.75m, 2m & 3m
Colour option	Black or Silver



## BT8390-CMC

### CABLE MANAGEMENT CLIP



- Attaches to mounting rails to keep cables discreet and tidy

## BT8390-EXT

### RAIL EXTENSION KIT



- Combines BT8390 Horizontal Mounting Rails to create longer lengths
- Spring-loaded bearings allow the joining bars to move easily into position
- Rails slide easily into position to create a seamless join
- Securely lock the mounting rails in place using the internal grub screws

### SPECIFICATION

BT8390-EXT Joining Bars per kit	6
---------------------------------	---

## BT8390-AAC

### ANGLE ADJUSTMENT CONNECTOR



- Fixes between two BT8390 rails to provide an angled joint - ideal for installations that require a curve
- Integrated angle guides: +/-45 degrees
- Integrated rail mounting guides (to show where to fix the BT8390 rails to reduce installation time and eliminate having to measure each time)
- All fixings included

### SPECIFICATION


Angle adjustment	+/- 45°
------------------	---------

# BT8380

## VERTICAL COLUMN



- For use in a variety of applications; freestanding, mobile, bolt down etc.
- Ideal for videowalls and other multi-screen installations
- Compatible with a variety of floor bases for use in different applications
- Multiple columns can be joined together using BT8380-EXTV to create taller columns
- Integrated cable management for a neat and tidy finish
- Includes spare fixings to attach a B-Tech 'collar compatible' accessory (such as shelves) directly to the column



Columns can be joined together to create taller installs (max height 4.2m)



SPECIFICATION	
Lengths available	0.6m and 1.8m
Compatible bases	BT8380-BASE / SHB / FFB / FSB
Colour option	Black or Silver

# BT8380-EXTV

## COLUMN EXTENSION KIT



- Combines BT8380 Vertical Columns to create taller installs
- Spring-loaded bearings allow the joining bars to move easily into position
- Columns slide easily into position to create a seamless join
- Securely locks the columns together using the internal grub screws
- Includes 2 bars with hex bolts to make rear assembly quicker

SPECIFICATION	
BT8380-EXTV Joining Bars per kit	4

# BT8380-WTB

## WALL TIE-BACK



- For securing a BT8380 column to a wall
- Can also be used on System 2 and BT8350 Range
- Wall tie-back for System X stands when used with smaller bases or greater heights
- Max distance of column from wall: 707mm

SPECIFICATION	
Adjustable extension	214 - 707mm




# BT8390-VESA200F

## UNIVERSAL INTERFACE ARMS FOR SMALL / MEDIUM SCREENS



- Ideal for menu boards and other multi-screen installations
- Universal design compatible with most screens
- Suitable for landscape or portrait mounting
- Lateral adjustment - position arms anywhere along the length of the rail
- Includes levelling screws to adjust the screen height
- Safety screws help prevent unauthorised removal of screens
- Simple 'hook-on' installation



SPECIFICATION	
Recommended screen size	up to 47"
Max load	70kg
VESA® & non-VESA fixings	up to 200mm* (vertical dimension)
Depth (typical wall mounted install)	48mm

# BT8390-VESA400F

## UNIVERSAL INTERFACE ARMS FOR MEDIUM / LARGE SCREENS



- Ideal for menu boards and other multi-screen installations
- Universal design compatible with most screens
- Suitable for landscape or portrait mounting
- Lateral adjustment - position arms anywhere along the length of the rail
- Includes levelling screws to adjust the screen height
- Safety screws help prevent unauthorised removal of screens
- Simple 'hook-on' installation



SPECIFICATION	
Recommended screen size	39" - 70"
Max load	70kg
VESA® & non-VESA fixings	up to 400mm* (vertical dimension)
Depth (typical wall mounted install)	48mm

\*The VESA specification of the BT8390 Interface Arms refers to the vertical dimension only. All System X interface arms can be positioned as far along the rail as necessary.

# BT8390-VESA200T

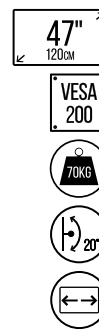
## UNIVERSAL INTERFACE ARMS WITH TILT FOR SMALL / MEDIUM SCREENS



- Ideal for menu boards and other multi-screen installations
- Universal design compatible with most screens
- Suitable for landscape or portrait mounting
- Tool-less thumbwheels for easy adjustment of the tilt angle
- Lateral adjustment - position arms anywhere along the length of the rail
- Includes levelling screws to adjust the screen height
- Safety screws help prevent unauthorised removal of screens
- Simple 'hook-on' installation

### SPECIFICATION

Recommended screen size	up to 47"
Max load	70kg
VESA® & non-VESA fixings	up to 200mm* (vertical dimension)
Tilt	up to +20° (in increments of 5°)



# BT8390-VESA400T

## UNIVERSAL INTERFACE ARMS WITH TILT FOR MEDIUM / LARGE SCREENS



- Ideal for menu boards and other multi-screen installations
- Universal design compatible with most screens
- Suitable for landscape or portrait mounting
- Tool-less thumbwheels for easy adjustment of the tilt angle
- Lateral adjustment - position arms anywhere along the length of the rail
- Includes levelling screws to adjust the screen height
- Safety screws help prevent unauthorised removal of screens
- Simple 'hook-on' installation

### SPECIFICATION


Recommended screen size	39" - 70"
Max load	70kg
VESA® & non-VESA fixings	up to 400mm* (vertical dimension)
Tilt	up to +20° (in increments of 5°)



\*The VESA specification of the BT8390 Interface Arms refers to the vertical dimension only. All System X interface arms can be positioned as far along the rail as necessary.

# BT8390-VESA400MAF

UNIVERSAL INTERFACE ARMS WITH MICRO-ADJUSTMENT  
FOR MEDIUM / LARGE SCREENS



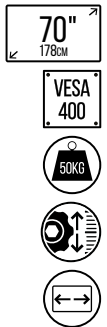

- Ideal for videowalls and other multi-screen installations
- Universal design compatible with most screens
- Suitable for landscape or portrait mounting
- Tool-less micro-adjustment for seamless display alignment
- Safety screws help prevent unauthorised removal of screens
- Simple 'hook-on' installation

## SPECIFICATION

Recommended screen size	39" - 70"
Max load	50kg
VESA® & non-VESA fixings	up to 400mm* (vertical dimension)
Depth (typical wall mounted install)	85mm (+/-10mm micro-adjustment)
Height Adjustment	+/- 25mm

# BT8390-VESA400MAP

UNIVERSAL POP-OUT INTERFACE ARMS WITH MICRO-ADJUSTMENT  
FOR MEDIUM / LARGE SCREENS



- Ideal for videowalls and other multi-screen installations
- Push to open / push to close system provides quick and easy service access
- Perfect solution for mounting screens into a recessed wall
- Suitable for landscape or portrait mounting
- Tool-less micro-adjustment for seamless display alignment
- Includes locking screw to prevent accidental pop-out of release mechanism
- Safety screws help prevent unauthorised removal of screens
- Simple 'hook-on' installation

## SPECIFICATION

Recommended screen size	39" - 70"
Max load	50kg
VESA® & non-VESA fixings	up to 400mm* (vertical dimension)
Depth (typical wall mounted install)	104mm (+/-10mm micro-adjustment)
Depth popped-out (typical wall mounted install)	273mm (+/-10mm micro-adjustment)
Height Adjustment	+/-20mm

\*The VESA specification of the BT8390 Interface Arms refers to the vertical dimension only. All System X interface arms can be positioned as far along the rail as necessary.


# BT8390-VESA600F

## UNIVERSAL INTERFACE ARMS FOR LARGE SCREENS



- Ideal for portrait mounting screens
- Also suitable for landscape mounting
- Lateral adjustment - position arms anywhere along the length of the rail
- Includes levelling screws to adjust the screen height
- Safety screws help prevent unauthorised removal of screens
- Simple 'hook-on' installation

SPECIFICATION	
Recommended screen size (landscape)	50" and over
Recommended screen size (portrait)	42" and over
Max load	70kg
VESA® & non-VESA fixings	up to 600mm* (vertical dimension)
Depth	48mm




# BT8390-VESA800F

## UNIVERSAL INTERFACE ARMS FOR XL SCREENS

- Heavy duty arms capable of supporting substantial loads
- Suitable for landscape or portrait mounting
- Can be mounted across single or dual horizontal mounting rails to suit the application
- Lateral adjustment - position arms anywhere along the length of the rail
- Includes levelling screws to adjust the screen height
- Safety screws help prevent unauthorised removal of screens
- Simple 'hook-on' installation

SPECIFICATION	
Recommended screen size (landscape)	72" and over
Recommended screen size (portrait)	42" and over
Max load (single rail mounting)	70kg
Max load (twin rail mounting)	200kg
VESA® & non-VESA fixings	up to 800mm* (vertical dimension)
Depth	64mm




# BT8390-VESA1200F

## UNIVERSAL INTERFACE ARMS FOR XXL SCREENS

- Heavy duty arms capable of supporting substantial loads
- Mounts on dual horizontal mounting rails.
- Suitable for landscape or portrait mounting
- Includes levelling screws to adjust the screen height
- Safety screws help prevent unauthorised removal of screens
- Simple 'hook-on' installation

SPECIFICATION	
Recommended screen size (landscape)	90" and over
Recommended screen size (portrait)	55" and over
Max load	200kg
VESA® & non-VESA fixings	up to 1200mm* (vertical dimension)
Depth	64mm



\*The VESA specification of the BT8390 Interface Arms refers to the vertical dimension only. All System X interface arms can be positioned as far along the rail as necessary.



# BT8390-WFK1

## RAIL MOUNTING BRACKET



USE WITH BT8390 MOUNTING RAILS



- Designed to mount **BT8390** horizontal mounting rails to the wall
- Ideal for close-to-the-wall installations, mounting rails only 5mm from the wall
- Countersunk screws sit flush with the plate for a neat installation
- Keyhole mounting for easy installation

### SPECIFICATION

Distance from wall (to front of rail)	35mm
Brackets supplied (per pack)	1

*Not suitable for use with BT8390-VESA800F & BT8390-VESA1200F interface arms*

# BT8390-WFK2

## RAIL MOUNTING BRACKET



USE WITH BT8390 MOUNTING RAILS



- Designed to mount **BT8390** horizontal mounting rails to the wall
- Can also be used for pole mounted videowall installations
- Increased depth allows for an enhanced tilt range when using tilt arms
- Countersunk screws sit flush with the plate for a neat installation

### SPECIFICATION

For installs using the following interface arms	Any System X arms
Distance from wall (to front of rail)	49mm
Brackets supplied (per pack)	1

# BT8390-WFK3

## DUAL RAIL MOUNTING BRACKET



USE WITH x2 BT8390 MOUNTING RAILS



- Designed to dual mount **BT8390** horizontal mounting rails to the wall
- Reduces install times by eliminating the need to measure the distance between mounted rails
- Can also be used with **BT8380** vertical columns to create freestanding videowalls
- Keyhole fixings for quick and easy installation

### SPECIFICATION


For installs using the following interface arms	BT8390-VESA800F & BT8390-VESA1200F
Distance from wall (to front of rail)	49mm
Distance between rails	480mm
Brackets supplied (per pack)	1

# BT8390-WFK4

## WALL-TO-WALL RAIL MOUNTING BRACKETS



USE WITH BT8390 MOUNTING RAILS



- Designed to allow **BT8390** horizontal mounting rails to be mounted between walls
- Ideal for mounting between opposing walls, where the wall behind the rail is not present or is unsuitable for mounting
- When creating videowalls, bracing the horizontal rails together is recommended, using an additional rail (mounted vertically)\*


### SPECIFICATION

For installs using the following interface arms	Any System X arms
Max load (when used with rails under 2m)	200kg
Max load (with rails from 2m up to Max 4.5m)	150kg
Distance from wall (to front of rail)	35mm
Brackets supplied (per pack)	4 (2 plates to be used at each end of the rail)
Standard max distance between walls	2m*

\*for larger installs, up to 4.5m corner supports must be used, contact your account manager for further details

# BT8380-JPK

## JOINING PLATE KIT



USE WITH  
BT8390 MOUNTING RAILS &  
BT8380 VERTICAL COLUMNS



- Connects BT8390 mounting rails to BT8380 vertical columns
- Can be positioned at any height on the column, and anywhere along the rail to suit the application

### SPECIFICATION

Brackets supplied (per pack)

1

# BT8390-CFK

## COLLAR MOUNTING BRACKET



USE WITH  
BT7051/BT7052/BT7841 Ø50MM ACCESSORY COLLARS /  
BT7260/BT7060 Ø60MM ACCESSORY COLLARS &  
BT8390 MOUNTING RAILS



- Use with B-Tech accessory collars to attach a BT8390 mounting rail to a pole
- Ideal for ceiling mounted menu boards and videowall installations
- Heavy duty steel plate capable of supporting heavy loads
- Countersunk fixing holes keep the install looking neat and tidy
- Suitable for back-to-back configurations (multiple brackets required)
- Compatible with B-Tech's Ø50mm and Ø60mm Accessory Collars

### SPECIFICATION

Brackets supplied (per pack)

1

# BT8390-ADP

## MOUNTING ADAPTOR PLATE



USE WITH  
B-TECH DESKTOP MOUNTS WITH BT7399 WALL  
ADAPTOR / BTVXX FLAT SCREEN MOUNTS /  
BT8390 MOUNTING RAILS



- Mount a range of B-Tech wall mounts and desk arms to BT8390 mounting rails to create a wide variety of different installations
- Can be positioned anywhere along the rail for perfect screen positioning

### SPECIFICATION

Mounting plates supplied (per pack)

1

# BT8390-RCL / BT8390-RCP

## REAR COVERS



USE WITH  
BT8390 MOUNTING RAILS



BT8390-RCL - Landscape version



BT8390-RCP - Portrait version

- Rear covers available for landscape BT8390-RCL or portrait BT8390-RCP displays
- Creates a stylish enclosure around the screen
- Removable 2-piece rear panels for easy installation and maintenance
- Attaches to the back of a BT8390 mounting rail
- Vented top and bottom panels allow airflow to and from the device
- Includes internal storage area for media players and devices
- For indoor use only

### SPECIFICATION

Custom made to suit your screen

MOQ: 5 units

# BT8380-BASE

FLOOR BASE  
FOR TROLLEYS AND STANDS



USE WITH  
BT8380 VERTICAL COLUMNS

- Each base is supplied with levelling feet
- Can be used with BT8380-CASTORS 4" braked castors (available separately) to create mobile mounting solutions
- For added security, freestanding installations can be secured using BT8380-FBFK floor base fixing kit (available separately)
- Supplied as individual units, one base must be used per column

SPECIFICATION	
Length	950mm
Width	86mm
Height (with levelling feet)	107mm - 125mm

# BT8380-SHB

SHORT FLOOR BASE  
FOR STANDS



USE WITH  
BT8380 VERTICAL COLUMNS


- Short floor base with a smaller footprint than the BT8380-BASE\*
- Supplied as individual units, one base must be used per column

SPECIFICATION	
Length	600mm
Width	86mm
Height (with levelling feet)	87mm - 105mm

\*The BT8380-WTB should be used when base is used with vertical columns over 1.8m

# BT8380-FFB

BOLT DOWN FLOOR BASE



USE WITH  
BT8380 VERTICAL COLUMNS


- Small footprint is ideal for retail applications where floor space is limited such as in shop windows or for close to the wall displays
- Heavy duty steel capable of supporting substantial loads
- Can be used for large scale videowall installations in flat or curved configurations - ideal for applications such as control rooms
- Can be used for a single column installation of up to 4 screens tall

SPECIFICATION	
Max load	200kg (per column)*
Base dimensions	W: 240mm D: 240mm H: 6mm

\*No more than 100kg should be mounted at a height above 1.2m

# BT8380-FSB

FREESTANDING FLOOR BASE



USE WITH  
BT8390 MOUNTING RAILS OR  
BT4011 / BT4015 / BT4020 POLES

- Heavy duty steel construction provides stability, eliminating the need to bolt to the floor
- Can also be bolted to the floor to help prevent unauthorised relocation of the display
- Supplied with adjustable levelling feet to accommodate uneven floor surfaces
- Also suitable for use with a B-Tech Ø60mm pole

SPECIFICATION	
Max load	70kg*
Compatible with	BT8380, BT4005, BT4011, BT4015, BT4020
Base dimensions	W: 890mm H: 40mm D: 604mm

\*Max weight is dependent on the type of install

# BT8380-CASTORS

## 4" NON-MARKING BRAKED CASTORS



USE WITH  
BT8380-BASE BASE

- Screw directly into the underside of the BT8380-BASE to create a mobile mounting solution for System X
- Non-marking castors allow installations to be re-positioned without damaging or scuffing floors
- Features an easy to use on/off brake pedal that prevents installations from moving once they are positioned

### SPECIFICATION

Wheel diameter	100mm
Width	40mm
Height (including base)	193mm
Castors supplied (per pack)	2

# BT8380-FBFK

## FLOOR BASE FIXING KIT



USE WITH  
BT8380-BASE BASE


- Provides added security to freestanding installs, preventing them from toppling should they be exposed to excessive force
- Clamps over the base and is easily bolted into the floor
- Can be placed anywhere along the flat section of the base for extra stability
- 4mm thick steel construction allows larger scale installations
- For use with freestanding System X installs only

### SPECIFICATION

Steel thickness	4mm
Width	168mm
Height	114mm
Fixing Kits supplied (per pack)	2

# BT8390-SA

## ADJUSTABLE ACCESSORY MOUNTING ARM



USE WITH  
BT8390 MOUNTING RAILS &  
BT7863 / BT7032 / BT7033 SHELVES

- Hooks directly onto BT8390 mounting rails allowing accessories to be positioned above or below screens
- Suitable for a range of different accessory shelves and mounts, two BT8390-SA can be used together to hold larger shelves
- Adjustable extension arm for optimal positioning of mounted accessories

### SPECIFICATION

Max load (single adaptor)	4kg
Max load (when two BT8390-SA are used)	15kg
Extension	458 - 854mm

# BT8390-SP

## ROW HEIGHT ADJUSTMENT SPACER



To set the distance between the BT8390 mounting rails set Spacer to the desired screen size, place on the top BT8380-JPK & adjust the below JPK to the bottom groove on the Spacer.



USE WITH  
BT8380-JPK JOINING PLATE KITS & BT8380 COLUMNS  
OR BT8390 MOUNTING RAILS

- Designed to speed up installations of 46", 47", 55" and 60" videowalls
- Increment notches in the product allow the correct screen size to be quickly identified and set into place using the thumbwheel
- Dramatically shortens install times by eliminating on-site calculations
- Supplied with all System X off-the-shelf videowall solutions as standard

### SPECIFICATION

Screen size increments	46", 47", 55" & 60"
------------------------	---------------------



# SYSTEM 2

## Ø50MM POLE MOUNTED COMPONENT RANGE

The System 2 Range is a component system that works on a modular principle based around the use of Ø50mm (2") poles, which can easily be cut to length and joined. With a variety of mounting options, poles can be attached to the wall, ceiling or to System X bases and can hold all manner of AV devices by clamping them to the poles using Ø50mm accessory collars. Specialist mounts for joists, purlins, I-beams and both internal and external pole joiners make the System 2 Range a truly versatile and flexible modular mounting system that allows AV equipment to be mounted almost anywhere.



Original Designs by B-Tech AV Mounts - Registered Designs & Patents apply



“ THE PRECISION OF B-TECH’S ENGINEERING ALLOWED US TO FIT DISPLAYS AT POTENTIALLY DIFFICULT LOCATIONS WITH EASE, & THEIR UNIQUE CELLING PLATE & ACCESSORY COLLAR COVERS ALL HELPED TOWARDS A TIDY, PROFESSIONAL JOB. ”

Adam Florio, Managing Director  
AV Systems Ltd

## STEP 1 CHOOSE A POLE MOUNT

### CEILING MOUNTS



BT7822

BT7808



BT7851

BT7807

### SPECIALIST MOUNTS



BT7012

BT7017

BT7825

### WALL MOUNTS



BT7831

BT7803

### FLOOR MOUNTS



BT7056

BT7822

BT7807

## STEP 2 CHOOSE A POLE

### Ø50MM POLES

STANDARD	HEAVY DUTY
BT7850-025 (0.25m)	BT7853-200* (2m)
BT7850-050 (0.5m)	BT7853-300* (3m)
BT7850-100 (1m)	<i>*Only available in Black</i>
BT7850-150 (1.5m)	
BT7850-200 (2m)	
BT7850-300 (3m)	



### POLE JOINERS



BT7823

### FINISHING RING



BT7055

### Ø50MM ACCESSORY COLLARS



BT7052 BT7841 BT7051

### HORIZONTAL POLE ADAPTOR



BT7824

### COLLAR KIT



BT7025

### COLLAR KIT



BT8390-CFK

### SYSTEM X MOUNTING RAILS & COMPONENTS

BT8390-030 - 0.3m length	
BT8390-050 - 0.5m length	
BT8390-070 - 0.7m length	
BT8390-150 - 1.5m length	
BT8390-200 - 2m length	
BT8390-300 - 3m length	

Choose suitable System X screen interface arms to use with mounting rails

# Create a Custom Pole Mounted Solution in 4 Simple Steps

The **System 2** range is a component based system based around the use of Ø50mm poles. For greater flexibility and convenience, components are supplied individually and can be used to create custom installations to suit any application. **System 2** is compatible with the **System X** range for ceiling mounted videowall applications. See page 140 for more info.

## STEP 3

### CHOOSE A COLLAR OR MOUNT

#### Ø50MM DOUBLE COLLAR



BT7051

#### Ø50MM SINGLE COLLARS



BT7052



BT7841

#### FLAT SCREEN POLE INTERFACE



BT7551

#### SECURITY CAMERA MOUNT



BT6010

#### PROJECTOR MOUNTS



BT893



BT899-XL

BT899

## STEP 4

### CHOOSE SCREEN INTERFACE KIT AND/OR ACCESSORY

#### TWIN POLE FLAT SCREEN MOUNT

4 Collars Required



BT9903



BT9910

#### ADAPTORS



BT7502



BT7542



BT7540



BT7564



BT7565



BT7566

#### FLAT SCREEN MOUNTS

1 Collar Required



BT7510



BT7511



BT7523

2 Collars Required



BT7518



BT7532



BT8430

2 Collars Required (Single Pole), 4 Collars Required (Double Pole)



BT8441



BT8431



BT8442



BT8432

#### FLAT SCREEN MOUNTS WITH MICRO-ADJUSTMENT

2 Collars Required



BT8309



BT8312



BT8310



BT8311



BT8310XL

4 Collars Required

#### SHELVES & ACCESSORY MOUNTS

1 Collar Required



BT7033



BT7863



BT7866



BT7880

2 Collars Required



BT7032



BT7865



BT77

2 Collars Required



BT7862



BT7864





B-TECH AV MOUNTS™

# SYSTEM 2

## QUICK-START GUIDE FLAT SCREEN CEILING MOUNTS BASIC INSTALLATION

This quick start guide demonstrates the steps taken to create a basic flat screen ceiling installation using the System 2 range. Follow the listed steps to create the ideal bespoke installation for your mounting needs.

For more information or to see how the range can be used in alternative installations, please contact us at [info@btechavmounts.co.uk](mailto:info@btechavmounts.co.uk)

### STEP 1: CHOOSE A CEILING MOUNT

PRODUCT CODE	DESCRIPTION
CEILING MOUNTS	
BT7807	Heavy Duty Twin Pole Floor/Ceiling Mount
BT7808	Ceiling/Wall Mount with Tilt
BT7822 (Pictured)	Heavy Duty Floor/Ceiling Mount
BT7851*	Telescopic Ceiling Mount
SPECIALIST MOUNTS	
BT7012	Purlin Mount
BT7017	I-Beam (Girder) Mount
BT7803	Wall Mount
BT7825	Truss Clamp
BT7831	Wall Mounting Bracket

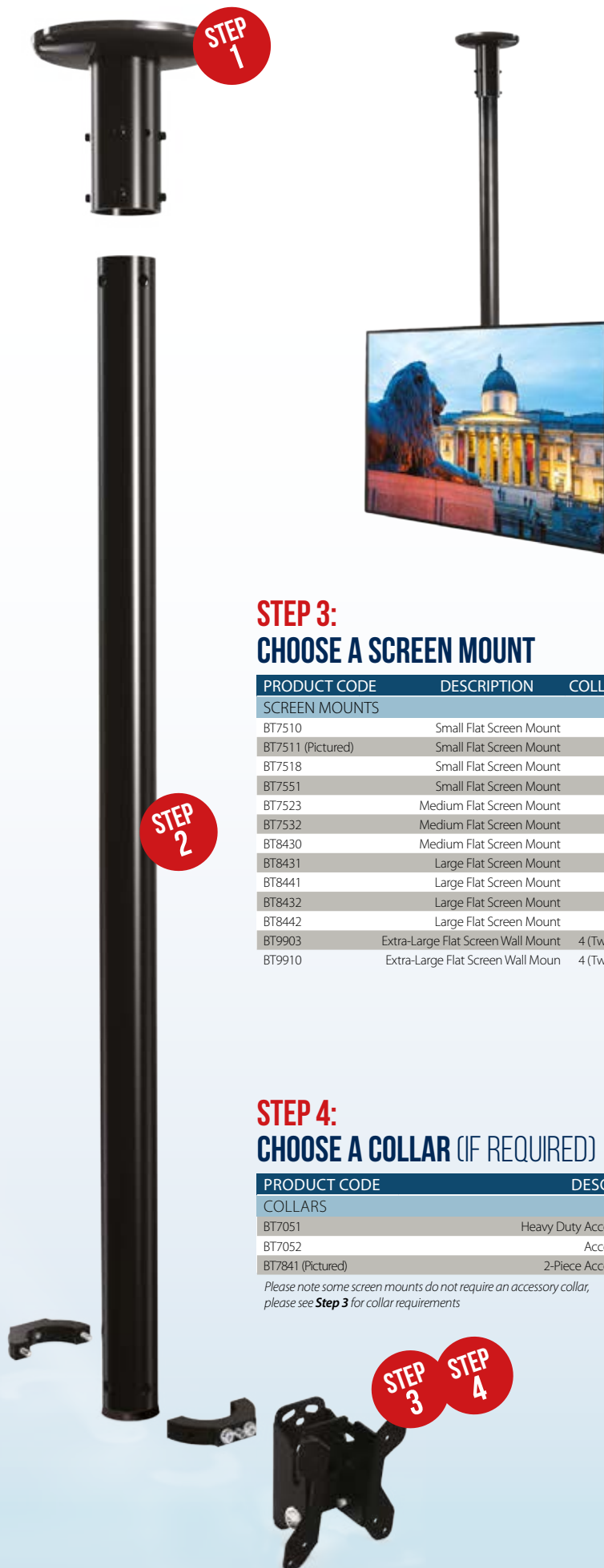
\*BT7851 Telescopic Ceiling Mount does not require an additional pole - go straight to step 3

### STEP 2: CHOOSE A Ø50MM POLE

PRODUCT CODE	LENGTH*
POLES	
BT7850-025	0.25m
BT7850-050	0.5m
BT7850-100 (Pictured)	1m
BT7850-150	1.5m
BT7850-200	2m
BT7850-300	3m

\*Pole Joiners can be used to extend poles, simply select additional pole to be joined after selecting a joiner below

PRODUCT CODE	DESCRIPTION
JOINER	
BT7823	Internal Pole Joiner
BT7824	External Pole Joiner



### STEP 3: CHOOSE A SCREEN MOUNT

PRODUCT CODE	DESCRIPTION	COLLARS REQ
SCREEN MOUNTS		
BT7510	Small Flat Screen Mount	1
BT7511 (Pictured)	Small Flat Screen Mount	1
BT7518	Small Flat Screen Mount	2
BT7551	Small Flat Screen Mount	0
BT7523	Medium Flat Screen Mount	1
BT7532	Medium Flat Screen Mount	2
BT8430	Medium Flat Screen Mount	2
BT8431	Large Flat Screen Mount	2
BT8441	Large Flat Screen Mount	2
BT8432	Large Flat Screen Mount	2
BT8442	Large Flat Screen Mount	2
BT9903	Extra-Large Flat Screen Wall Mount	4 (Twin Pole Only)
BT9910	Extra-Large Flat Screen Wall Moun	4 (Twin Pole Only)

### STEP 4: CHOOSE A COLLAR (IF REQUIRED)

PRODUCT CODE	DESCRIPTION
COLLARS	
BT7051	Heavy Duty Accessory Collar
BT7052	Accessory Collar
BT7841 (Pictured)	2-Piece Accessory Collar

Please note some screen mounts do not require an accessory collar, please see Step 3 for collar requirements

# SYSTEM 2

## QUICK-START GUIDE PROJECTOR MOUNTS BASIC INSTALLATION

This quick start guide demonstrates the steps taken to create a basic projector ceiling mount using the System 2 range. Follow the listed steps to create the ideal bespoke installation for your mounting needs.

For more information or to see how the range can be used in alternative installations, please contact us at [info@btechavmounts.co.uk](mailto:info@btechavmounts.co.uk)

### STEP 1: CHOOSE A CEILING MOUNT

PRODUCT CODE	DESCRIPTION
<b>CEILING MOUNTS</b>	
BT7808	Ceiling/ Wall Mount with Tilt
BT7822	Heavy Duty Floor/Ceiling Mount
BT7851* (Pictured)	Telescopic Ceiling Mount
<b>SPECIALIST MOUNTS</b>	
BT7012	Purlin Mount
BT7017	I-Beam (Girder) Mount
BT7803	Wall Mount
BT7825	Truss Clamp

\*BT7851 Telescopic Ceiling Mount does not require an additional pole - go straight to step 3

### STEP 2: CHOOSE A Ø50MM POLE

PRODUCT CODE	LENGTH*
<b>POLES</b>	
BT7850-025	0.25m
BT7850-050	0.5m
BT7850-100 (Pictured)	1m
BT7850-150	1.5m
BT7850-200	2m
BT7850-300	3m

\*Pole Joiners can be used to extend poles, simply select additional pole to be joined after selecting a Joiner below

PRODUCT CODE	DESCRIPTION
<b>JOINERS</b>	
BT7823	Internal Pole Joiner
BT7824	External Pole Joiner



### STEP 3: CHOOSE A PROJECTOR MOUNT

PRODUCT CODE	DESCRIPTION
<b>PROJECTOR MOUNTS</b>	
BT899	Projector Mount
BT899XL (Pictured)	Projector Mount
BT893	Heavy Duty Projector Mount



# SYSTEM 2

## QUICK-START GUIDE FLAT SCREEN CEILING MOUNTS INTERMEDIATE INSTALLATION

This quick start guide demonstrates the steps taken to create a CCTV installation using the System 2 range. Follow the listed steps to create the ideal bespoke installation for your mounting needs. Start with the basics and add additional devices such as screens or accessories as desired.

For more information or to see how the range can be used in alternative installations, please contact us at [info@btechavmounts.co.uk](mailto:info@btechavmounts.co.uk)



STEP 1




### STEP 1: CHOOSE A CEILING MOUNT

PRODUCT CODE	DESCRIPTION
CEILING MOUNTS	
BT7808 (Pictured)	Ceiling/ Wall Mount with Tilt
BT7822	Heavy Duty Floor/Ceiling Mount
BT7851*	Telescopic Ceiling Mount
SPECIALIST MOUNTS	
BT7012	Purlin Mount
BT7017	I-Beam (Girder) Mount
BT7803	Wall Mount
BT7825	Truss Clamp

\*BT7851 Telescopic Ceiling Mount does not require an additional pole - go straight to step 3

STEP 2



OPTIONAL EXTRA

STEP 4

STEP 5

### STEP 2: CHOOSE A Ø50MM POLE

PRODUCT CODE	LENGTH*
POLES	
BT7850-025	0.25m
BT7850-050	0.5m
BT7850-100 (Pictured)	1m
BT7850-150	1.5m
BT7850-200	2m
BT7850-300	3m

\*Pole Joiners can be used to extend poles, simply select additional pole to be joined after selecting a Joiner below

PRODUCT CODE	DESCRIPTION
JOINER	
BT7823	Internal Pole Joiner
BT7824	External Pole Joiner

### STEP 3: CHOOSE A CCTV MOUNT

PRODUCT CODE	DESCRIPTION
CAMERA MOUNT	
BT6010 (Pictured)	Security Dome Camera Mount

STEP 3

### STEP 4 (OPTIONAL): CHOOSE A SCREEN MOUNT

PRODUCT CODE	DESCRIPTION	COLLARS REQ
SCREEN MOUNTS		
BT7510	Small Flat Screen Mount	1
BT7511	Small Flat Screen Mount	1
BT7518	Small Flat Screen Mount	2
BT7523 (Pictured)	Medium Flat Screen Mount	1
BT7532	Medium Flat Screen Mount	2
BT8430	Medium Flat Screen Mount	2
BT8431	Large Flat Screen Mount	2
BT8441	Large Flat Screen Mount	2
BT8432	Large Flat screen Mount	2
BT8442	Large Flat Screen Mount	2

### STEP 5: CHOOSE A COLLAR\* (IF REQUIRED)

PRODUCT CODE	DESCRIPTION
COLLARS	
BT7051	Heavy Duty Accessory Collar
BT7052	Accessory Collar
BT7841 (Pictured)	2-Piece Accessory Collar

\*Please note some screen mounts require more than 1 accessory collar, please see Step 4 for collar requirements



# SYSTEM 2

## QUICK-START GUIDE FLAT SCREEN CEILING MOUNTS ADVANCED INSTALLATION

This quick start guide demonstrates the steps taken to create an advanced floor-to-ceiling installation using the System 2 range. Customise your installation as desired with an almost endless amount of screens and accessories using our diverse range of System 2 compatible mounts.

For more information or to see how the range can be used in alternative installations, please contact us at [info@btechavmounts.co.uk](mailto:info@btechavmounts.co.uk)

### STEP 1: CHOOSE A CEILING MOUNT

PRODUCT CODE	DESCRIPTION
<b>CEILING MOUNTS</b>	
BT7807	Heavy Duty Twin Pole Floor/Ceiling Mount
BT7808	Ceiling/Wall Mount with Tilt
BT7822 (Pictured)	Heavy Duty Floor/Ceiling Mount
<b>SPECIALIST MOUNTS</b>	
BT7012	Purlin Mount
BT7017	I-Beam (Girder) Mount
BT7825	Truss Clamp
BT7831	Wall Mounting Bracket

### STEP 2: CHOOSE A Ø50MM POLE

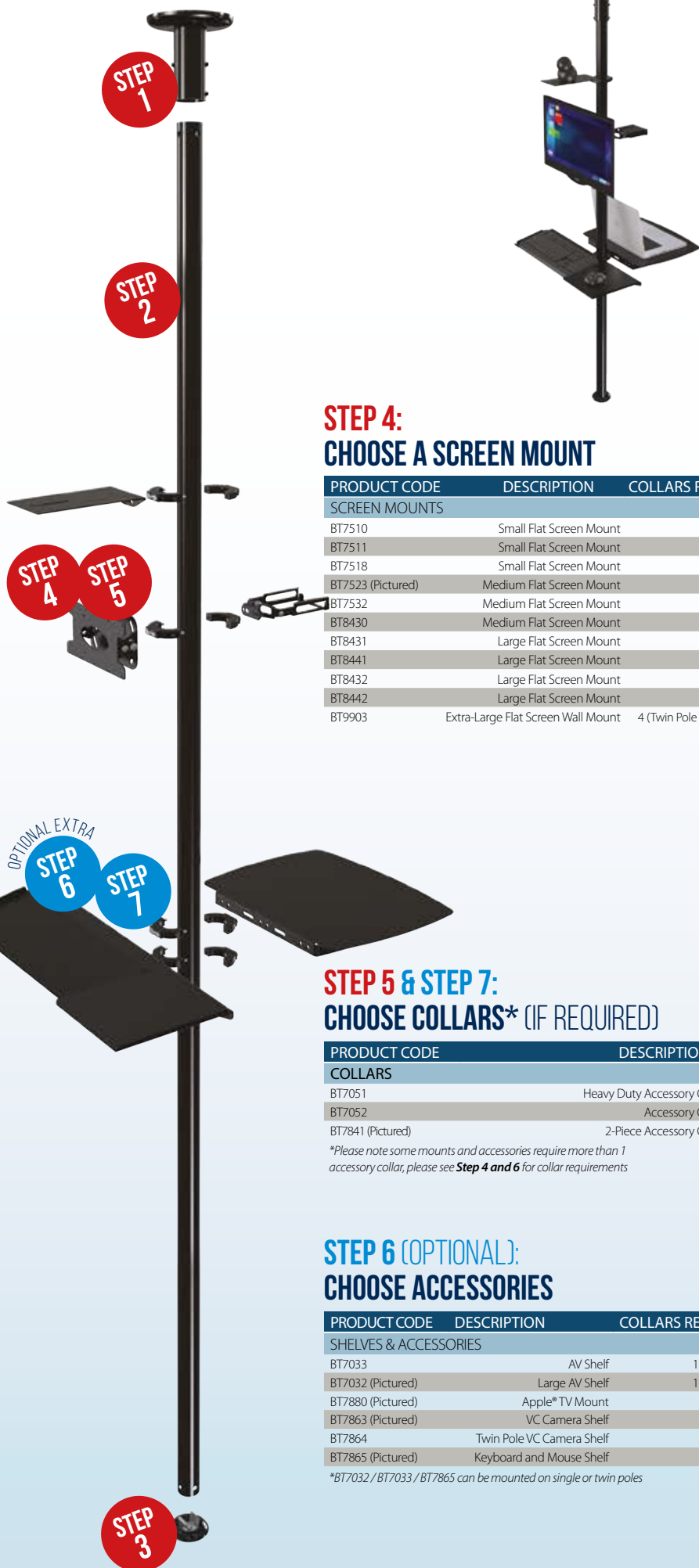
PRODUCT CODE	LENGTH*
<b>POLES</b>	
BT7850-025	0.25m
BT7850-050	0.5m
BT7850-100	1m
BT7850-150	1.5m
BT7850-200	2m
BT7850-300 (Pictured)	3m

\*Pole Joiners can be used to extend poles, simply select additional pole to be joined after selecting a Joiner below

PRODUCT CODE	DESCRIPTION
<b>JOINER</b>	
BT7823	Internal Pole Joiner
BT7824	External Pole Joiner

### STEP 3: CHOOSE A FLOOR FIXING

PRODUCT CODE	DESCRIPTION
<b>FLOOR FIXING</b>	
BT7056 (Pictured)	Floor Fixing Kit
BT7807	Heavy Duty Twin Pole Floor/Ceiling Mount
BT7822	Heavy Duty Floor/Ceiling Mount



### STEP 4: CHOOSE A SCREEN MOUNT

PRODUCT CODE	DESCRIPTION	COLLARS REQ
<b>SCREEN MOUNTS</b>		
BT7510	Small Flat Screen Mount	1
BT7511	Small Flat Screen Mount	1
BT7518	Small Flat Screen Mount	2
BT7523 (Pictured)	Medium Flat Screen Mount	1
BT7532	Medium Flat Screen Mount	2
BT8430	Medium Flat Screen Mount	2
BT8431	Large Flat Screen Mount	2
BT8441	Large Flat Screen Mount	2
BT8432	Large Flat Screen Mount	2
BT8442	Large Flat Screen Mount	2
BT9903	Extra-Large Flat Screen Wall Mount	4 (Twin Pole Only)

### STEP 5 & STEP 7: CHOOSE COLLARS\* (IF REQUIRED)

PRODUCT CODE	DESCRIPTION
<b>COLLARS</b>	
BT7051	Heavy Duty Accessory Collar
BT7052	Accessory Collar
BT7841 (Pictured)	2-Piece Accessory Collar

\*Please note some mounts and accessories require more than 1 accessory collar, please see Step 4 and 6 for collar requirements

### STEP 6 (OPTIONAL): CHOOSE ACCESSORIES


PRODUCT CODE	DESCRIPTION	COLLARS REQ
<b>SHELVES &amp; ACCESSORIES</b>		
BT7033	AV Shelf	1 or 2*
BT7032 (Pictured)	Large AV Shelf	1 or 2*
BT7880 (Pictured)	Apple® TV Mount	1
BT7863 (Pictured)	VC Camera Shelf	1
BT7864	Twin Pole VC Camera Shelf	2
BT7865 (Pictured)	Keyboard and Mouse Shelf	2*

\*BT7032 / BT7033 / BT7865 can be mounted on single or twin poles



# BT7850

## Ø50MM POLE



- 1.6mm thick steel pole can support large loads
- Poles can be cut to length if required
- Poles are internally unobstructed for cables to pass through easily
- Features safety bolt holes at top and bottom for secure installation
- Poles can be linked together using **BT7823** or **BT7824** Pole Joiners

SPECIFICATION	
Steel thickness	1.6mm
Max load	140kg
Pole diameter	Ø50mm
Lengths available	0.25m, 0.5m, 1m, 1.5m, 2m, 3m
Colour option	Black, Chrome or White*

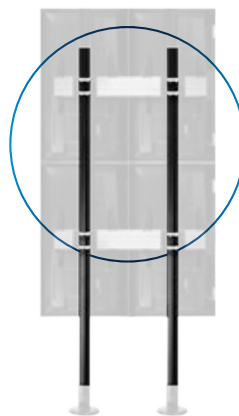
\*White only available in 0.5m, 1m & 1.5m lengths

# BT7853

## HEAVY DUTY Ø50MM POLE

- 3.2mm thick steel pole can support heavy duty loads
- Poles can be cut to length if required
- Poles are internally unobstructed for cables to pass through easily
- Features safety bolt holes at top and bottom for secure installation
- Poles can be linked together using **BT7824** External Pole Joiner

SPECIFICATION	
Steel thickness	3.2mm
Max load	350kg
Pole diameter	Ø50mm
Lengths available	2m, 3m



# BT7057

## END RING FOR Ø50MM POLES

- Creates a neat appearance at either end of any Ø50mm pole
- Protects cables against the rough edge of hand sawn poles
- 2 End Rings supplied with every Ø50mm Pole



SPECIFICATION	
Diameter	Ø50mm

# BT7822

## HEAVY DUTY CEILING / FLOOR MOUNT FOR Ø50MM POLES



- Can be used to mount a Ø50mm pole to the ceiling or to the floor
- Heavy duty steel capable of supporting substantial loads
- Multiple grub screws allow micro-adjustment of the pole to ensure a perfectly angled drop, even with heavy loads attached
- Integrated cable management through the top or side of the mount
- Includes cover plate for a neat and tidy installation

### SPECIFICATION

Max load	150kg*
Drop / elevation	141mm
Plate diameter	Ø150mm (without cover)
Colour options	Black, White or Chrome

*\*Max load can be increased when being used as part of a floor to ceiling installation*

# BT7807

## HEAVY DUTY TWIN POLE CEILING / FLOOR MOUNT FOR Ø50MM POLES



- Can be used to mount two Ø50mm poles to the ceiling or to the floor
- Heavy duty steel capable of supporting substantial loads
- Multiple grub screws allow micro-adjustment of the pole to ensure a perfectly angled drop, even with heavy loads attached
- Speeds up twin pole installations by eliminating the need to measure the distance between pole centres
- Integrated cable management through the top or side of the mount
- Includes cover plate for a neat and tidy installation

### SPECIFICATION

Max load	200kg*
Drop / elevation	141mm
Plate dimension	426 x 150mm
Colour options	Black or White

*\*Max load can be increased when being used as part of a floor to ceiling installation*

# BT7851

## ADJUSTABLE DROP CEILING MOUNT FOR Ø50MM POLES



- Quick adjustable drop in 25mm increments for easy positioning of mounted screens
- Poles are internally unobstructed for cables to pass through easily
- Cover plate and cable management included for a neat and tidy installation
- Poles can be added using BT7823 or BT7824 Pole Joiners

### SPECIFICATION

Max load	100kg
Ceiling drop	600 - 1000mm
Ceiling plate diameter (without cover plate)	Ø150mm

# BT7808

## CEILING / WALL MOUNT WITH TILT FOR Ø50MM POLES



- Designed to mount a Ø50mm pole to a flat or angled ceiling
- Allows poles to be mounted on to walls in horizontal or vertical configurations
- Keyhole fixing for hassle free 'hook-on' installation

### SPECIFICATION

Max load	140kg
Tilt	+90°

# BT7831

## WALL MOUNTING BRACKET FOR Ø50MM POLES



- Allows Ø50mm poles to be mounted vertically on to walls
- Ideal for use with B-Tech ceiling / floor mounts to create ceiling-to-wall or floor-to-wall installations
- Heavy duty steel capable of supporting substantial loads

### SPECIFICATION

Max load	150kg*
Distance from wall	145mm (113mm to centre of pole)

\*Max load can be increased when being used as part of a floor to ceiling installation

# BT7012

## PURLIN MOUNT FOR Ø50MM POLES



- Adjustable purlin mount for use with Ø50mm poles
- Locking bolt included to securely set the pole vertically at any angle up to 45°
- Fits C-section and Z-section purlins with a minimum height of 95mm
- Integrated cable management
- Can also be mounted to beams and girders

### SPECIFICATION

Max load	140kg
Tilt	up to +45°



# BT7017

## I-BEAM / GIRDER MOUNT FOR Ø50MM POLES



- Adjustable I-Beam (girder) mount for use with Ø50mm poles
- Locking bolt included to securely set the pole vertical at any angle up to 36°
- Fits I-Beams and thick steel from 80mm - 250mm in width
- Integrated cable management

### SPECIFICATION

Max load	140kg
Tilt	up to +/-36°
Adjustable width	80mm - 250mm



# BT7825

## TRUSS MOUNT FOR Ø50MM POLES



- Adjustable adaptor for attaching Ø50mm poles to truss system's scaffolding and other horizontal poles
- Supplied with safety bolt for secure installation
- Multiple grub screws allow micro-adjustment of the pole angle once mounted
- Internally unobstructed for cables to pass through easily
- Wing-nut fixing allows quick release of the clamp from the pole
- Integrated cable management for a neat and tidy installation

### SPECIFICATION

Max load (single screen installations)	70kg
Max load (back-to-back installations)	140kg
Drop length	194mm
Truss compatibility	Ø42mm - Ø50mm



SINGLE SCREEN



BACK-TO-BACK SCREEN

# BT7803

## WALL MOUNT FOR Ø50MM POLES



- Swivel arm allows Ø50mm poles to be mounted on to walls
- Includes cover plate for a neat and tidy installation
- Heavy duty steel capable of supporting substantial loads

### SPECIFICATION

Max load	70kg
Swivel	180°
Arm length	535mm





# BT7056

## FLOOR FIXING KIT FOR Ø50MM POLES



- Allows Ø50mm poles to be fixed to the floor\*
- Suitable for most floor types including concrete and wooden floors
- Kit comprises of two different solutions for optimum installation choice
- Includes cover plate for a neat and tidy installation

### SPECIFICATION

Compatible pole diameter	Ø50mm
Colour option	Black or Chrome

\*Pole must also be fixed to the ceiling or floor



# BT7055

## CEILING FINISHING RING FOR Ø50MM POLES



- Escutcheon ring designed to improve the look of a ceiling mounted install
- Can be retro-fitted onto poles, using split design for easier installation
- Ideal for when a pole passes through a suspended ceiling

### SPECIFICATION

Compatible pole diameter	Ø50mm
Colour option	Black, White or Chrome

# BT7823

## INTERNAL POLE JOINER FOR Ø50MM POLES



- Allows a rigid internal join of 2x Ø50mm poles
- Heavy duty steel supports substantial loads with minimal movement
- Hidden from view once installed for a seamless pole join
- Allows cables to pass through the poles and joiner
- One-piece design for a quick install

### SPECIFICATION

Steel thickness	4mm
Width	40.6mm

# BT7824

## EXTERNAL POLE JOINER FOR Ø50MM POLES



- Allows a rigid external join of 2x Ø50mm poles
- Heavy duty steel supports substantial loads with minimal movement
- Includes grub screws which allow micro-adjustment of pole angle
- Allows cables to pass through the poles and joiner
- Provides a cable access point at the pole join

### SPECIFICATION

Steel thickness	4mm
Diameter	Ø60mm
Colour option	Black or Chrome



# BT7841

## Ø50MM 2-PIECE ACCESSORY COLLAR



USE WITH ANY PRODUCT  
DISPLAYING THIS ICON

- Allows a wide range of mounts and accessories to be fitted to Ø50mm poles
- 2-piece split design for easy installation and for retro-fitting onto existing installs
- Dual fixing points allow back-to-back installations onto a single collar
- 2-piece clamping method prevents installations from marking poles
- Supplied with cover plates for a neat and tidy install (single side installs only)

### SPECIFICATION

Compatible pole diameter	Ø50mm
Collars supplied per pack	1
Colour option	Black or Chrome



# BT7052

## Ø50MM ACCESSORY COLLAR



USE WITH ANY PRODUCT  
DISPLAYING THIS ICON

- Allows a wide range of mounts and accessories to be fitted to Ø50mm poles
- Dual fixing points allow back-to-back installations onto a single collar
- Supplied with cover plates for a neat and tidy install (single side installs only)

### SPECIFICATION

Compatible pole diameter	Ø50mm
Collars supplied per pack	1
Colour option	Black or Chrome

# BT7051

## Ø50MM HEAVY DUTY ACCESSORY COLLAR



- Heavy duty accessory collar used to attach mounts and accessories to Ø50mm poles
- Dual fixing points allow back-to-back installations onto a single collar
- Supplied with cover plates for a neat and tidy finish (single side installs only)

### SPECIFICATION

Compatible pole diameter	Ø50mm
Collars supplied per pack	1
Colour option	Black or Chrome



# BT7025

## COLLAR ADAPTOR FOR HORIZONTAL POLES



- Allows poles to be mounted horizontally to fixed vertical poles
- Countersunk fixings for a neat and tidy installation

### SPECIFICATION

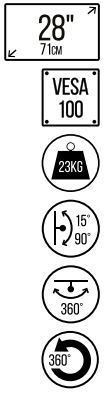
Steel thickness	5mm
Max load	140kg

# BT7551

## FLAT SCREEN CEILING/ DESK MOUNT FOR Ø50MM POLES



Can also be mounted to the floor or a desktop



- Mounts flat screens to Ø50mm poles
- Easy tool-less tilt, swivel and screen rotation mechanism
- Mounts screens from the ceiling, floor or to a desktop
- Integrated cable management through the top or side of the mount
- Included grub screws allow micro-adjustment of pole angle
- Quick and easy 'hook-on' screen installation

### SPECIFICATION

Recommended screen size	up to 28"
Max load	23kg
VESA compatibility	75x75 & 100x100
Tilt	+90° / -15°
Swivel	360°
Screen rotation	360°

# BT6010

## SECURITY DOME CAMERA MOUNT FOR Ø50MM POLES



- Designed to mounts CCTV cameras to Ø50mm poles
- Unique carousel mount for quick and easy installation

### SPECIFICATION

Max load	25kg
Distance between any two fixing points	63.5mm - 103.5mm

# BT899

## UNIVERSAL PROJECTOR MOUNT WITH MICRO-ADJUSTMENT



- Designed to mount projectors to Ø50mm poles or 1.5" NTP pipes (can also be mounted directly to the ceiling)
- Includes micro-adjustment for short throw projectors
- Integrated cable management for smart installation
- Security locking screws and Allen key provided for a secure installation
- Suitable for projectors using M2.5, M3, M4, M5 and M6 fixings

SPECIFICATION	
Max load	25kg
Tilt	+/-13°
Yaw	360°
Roll	+/-6°
Maximum distance between any two fixing points	370mm

# BT899XL

## XL PROJECTOR MOUNT WITH MICRO-ADJUSTMENT



- Designed to mount projectors to Ø50mm poles or 1.5" NTP pipes (can also be mounted directly to the ceiling)
- Includes micro-adjustment for short throw projectors
- Integrated cable management for smart installation
- Security locking screws and Allen key provided for a secure installation
- Suitable for projectors using M2.5, M3, M4, M5 and M6 fixings

SPECIFICATION	
Max load	25kg
Tilt	+/-13°
Yaw	360°
Roll	+/-6°
Maximum distance between any two fixing points	493.5mm



# BT893

## HEAVY DUTY PROJECTOR MOUNT WITH MICRO-ADJUSTMENT



- Designed to mount heavy duty projectors to Ø50mm poles (can also be mounted directly to the ceiling)
- Features easy, incremented tilt adjustment
- Extendable mounting plate features 4-point micro-adjustment for perfect alignment of projected images
- Micro-adjustment using thumbwheels gives a better grip and a more controlled adjustment
- Ideal for use with projection mapping projectors
- Quick and easy assembly
- Optional extension legs can be used to accommodate larger fixing patterns
- Suitable for projectors using M6, M8, M10 and M12 fixings

SPECIFICATION	
Max load	70kg
Tilt	+20° / -10° (+/- 5° with micro-adjustment)
Yaw (pole mounted)	45°
Roll	+/-5°
Maximum distance between any two fixing points	873.2mm
Maximum compatible square fixing pattern	618mm





# FLAT SCREEN FLOOR STAND COMPONENTS

**Custom build a floor stand to meet your installation needs.** First, choose a suitable floor base depending on the screen and installation location and add a Ø60mm pole or poles (available in 3 heights). Choose an applicable screen interface mount from B-Tech's wide range of collar friendly flat screen mounts and fit using Ø60mm accessory collars. Finally, add component shelves or other accessories if required, add component shelves if required.



Original Designs by B-Tech AV Mounts - Registered Designs & Patents apply



## STEP 1

CHOOSE A FLOOR BASE

### SINGLE POLE FLOOR BASES



BT4000



BT4001



BT8380-FSB

### TWIN POLE FLOOR BASES



BT4002



*Suitable for back-to-back screen mounting (2 screen mounts required)*

BT4102

## STEP 2

CHOOSE A POLE

### SINGLE Ø60MM POLE

- BT4011 (1.1m)
- BT4015 (1.5m)
- BT4020 (2.0m)



BASE: BT4000

Pole Length

- 1.1m
- 1.5m
- 2m

BASE: BT4001

Pole Length

- 1.1m
- 1.5m
- 2m

BASE: BT8380-FSB

Pole Length

- 1.1m
- 1.5m
- 2m

Pole Suitability  
Key >

- SAFE FOR FREE STANDING
- MUST BE BOLTED TO THE FLOOR

### TWIN Ø60MM POLES

- BT4011 (1.1m) x 2
- BT4015 (1.5m) x 2
- BT4020 (2.0m) x 2



BASE: BT4002

Pole Length

- 1.1m
- 1.5m
- 2m

BASE: BT4102

Pole Length

- 1.1m
- 1.5m
- 2m

Pole Suitability  
Key >

- SAFE FOR FREE STANDING
- MUST BE BOLTED TO THE FLOOR

# Create a Custom Floor Stand in 4 Simple Steps

B-Tech's flat screen floor stand and trolley components are available individually and can be used to create custom installations to suit any application.

## STEP 3

ADD A COLLAR

### Ø60MM ACCESSORY COLLAR



BT7260

### Ø60MM ACCESSORY COLLARS



BT7260



BT7060

### COLLAR ADAPTOR



BT8390-CFK

## STEP 4

CHOOSE SCREEN INTERFACE

### SINGLE POLE FLAT SCREEN MOUNT

1 collar required



BT7510



BT7511



BT7523

2 collars required



BT7532



BT7518



BT8430

### SINGLE POLE SHELVES & ACCESSORIES

1 collar required



BT7033



BT7863



BT7866



BT7880

Can also be mounted across 2 poles

### TWIN POLE SHELVES & ACCESSORIES

2 collars required



BT7032



BT7865



BT7864

Can also be mounted across 1 pole

### TWIN POLE FLAT SCREEN MOUNT

2 or 4 collars required



BT8441



BT8431




BT8442



BT8432

### MOUNTING RAILS

- BT8390-030 - (0.3m)
- BT8390-050 - (0.5m)
- BT8390-070 - (0.7m)
- BT8390-150 - (1.5m)
- BT8390-200 - (2m)



Length of mounting rail dependent on stand/base stability

### SCREEN INTERFACE ARMS



BT8390-VESA200F BT8390-VESA200T



BT8390-VESA400F BT8390-VESA400T

## EXAMPLES

COMPLETE STAND

### SINGLE POLE STANDS



### TWIN POLE STANDS





# BT4000

## SMALL FLOOR BASE FOR Ø60MM POLES



- Small floor base for use with Ø60mm poles
- Can be used free standing or bolted to the floor\*  
\*Base must be bolted to the floor when using poles 1.5m and above
- Supplied with optional rubber feet for use when freestanding
- Features a grab handle for easy handling  
Support column and screen interface kit supplied separately

### SPECIFICATION

Max load (freestanding)	15kg
Max load (when base is bolted to the floor)	35kg
Dimensions	575 x 395mm
No. of Ø60mm poles required	1



# BT4001

## MEDIUM FLOOR BASE FOR Ø60MM POLES



- Floor base for use with Ø60mm poles
- Can be used free standing or bolted to the floor\*  
\*Base must be bolted to the floor when using 2m poles
- Supplied with optional rubber feet for use when freestanding
- Features grab handles for easy handling  
Support column and screen interface kit supplied separately

### SPECIFICATION

Max load (freestanding)	24kg
Max load (when base is bolted to the floor)	35kg
Dimensions	725 x 495mm
No. of Ø60mm poles required	1



# BT4002

## LARGE FLOOR BASE FOR Ø60MM POLES



- Large floor base for use with 2x Ø60mm poles
- Can be used freestanding or bolted to the floor
- Supplied with optional rubber feet for use when free standing
- Features grab handles for easy handling  
Support columns and screen interface kit supplied separately

### SPECIFICATION

Max load	70kg
Dimensions	890 x 610mm
No. of Ø60mm poles required	2



# BT4102

## BACK-TO-BACK FLOOR BASE FOR Ø60MM POLES



- Large floor base designed to mount screens in a back-to-back format using 2x Ø60mm poles
- Can be used freestanding or bolted to the floor
- Supplied with optional rubber feet for use when freestanding  
*Support columns and screen interface kit supplied separately*

### SPECIFICATION

Max load	70kg (35kg per screen)
Dimensions	890 x 850mm
Nº of Ø60mm poles required	2

# BT8380-FSB

## FREESTANDING FLOOR BASE



- Stylish floor base for use with Ø60mm poles
- Heavy duty steel construction provides stability, eliminating the need to bolt to the floor
- Can be used free standing or bolted to the floor
- Supplied with adjustable levelling feet to accommodate uneven floor surfaces
- Also suitable for use with a System X **BT8380** Column  
*Support column and screen interface kit supplied separately*

*Please note that the max weight is dependent on the other components used and may be lower than stated in the specification*

### SPECIFICATION

Max load	70kg
Base dimensions	890 x 604mm
No. of Ø60mm poles required	1


# BT4011 / BT4015 / BT4020

## Ø60MM POLES



- 1.6mm thick steel pole can support large loads
- Integrated cable management holes on back of poles

SPECIFICATION	
Steel thickness	1.6mm
Pole diameter	Ø60mm
Lengths available	1.1m, 1.5m, 2m
Colour option (BT4015 & BT4020)	Black or Chrome
Colour option (BT4011)	Black



# BT7260

## Ø60MM ACCESSORY COLLAR



- Allows a wide range of mounts and accessories to be fitted to Ø60mm poles
- Dual fixing points allow back-to-back installations onto a single collar
- Supplied with cover plates for a neat and tidy install (single side installs only)

SPECIFICATION	
Compatible pole diameter	Ø60mm
Collars supplied per pack	1
Colour option	Black or Chrome



# BT7060

## Ø60MM HEAVY DUTY ACCESSORY COLLAR



- Heavy duty accessory collar used to attach mounts and accessories to Ø60mm poles
- Dual fixing points allow back-to-back installations onto a single collar
- Supplied with cover plates for a neat and tidy install (single side installs only)

SPECIFICATION	
Compatible pole diameter	Ø60mm
Collars supplied per pack	1
Colour option	Black or Chrome

