

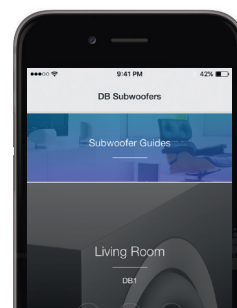
Bowers & Wilkins

DB Series
Subwoofers



DB Series Subwoofers. Precision. Accuracy. Power.

The Bowers & Wilkins DB Series is our most advanced range of subwoofers yet. Following in the footsteps of the ground-breaking DB1, each model in the three-strong range incorporates new digital technology plus a host of material advances from our award-winning 800 Series Diamond loudspeakers. All three subwoofers have huge power, Aerofoil cone drive units and an all-new preamplifier section with dynamic EQ and simple yet highly effective automatic calibration. An intuitive control app makes them simple to configure and use, whether they are being used in a cinema system, a home installation or to complement stereo loudspeakers. Quite simply, the new DB Series is the best-sounding subwoofer range in its class.




Dedicated App

App-based set-up means DB Series subwoofers are simple to configure and use. The App includes positioning guides, set-up and troubleshooting and can be used to provide control over both overall output and specific audio presets. The Room EQ system allows you to optimise the subwoofer's performance for your room using the microphone built into your phone. The App is available for both iOS and Android.



Technology



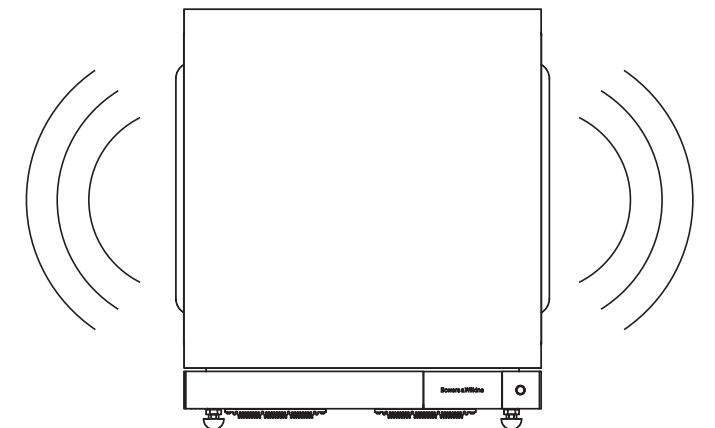
Powerful

The DB1D is the most powerful active subwoofer Bowers & Wilkins has ever made; its 2000W amplifier provides astonishing reserves of drive and authority. With their 1000W amplifiers, the DB2D and DB3D mirror this capability in more compact forms.




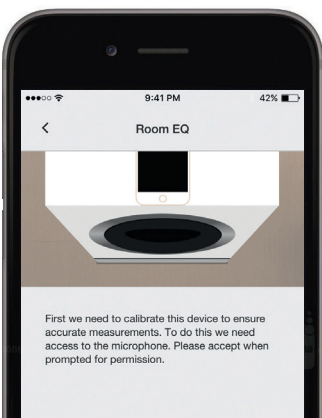
Aerofoil

The DB Series subwoofers use Aerofoil cones derived from the 800 Series Diamond. These light, ultra-stiff drivers resist bending and flexing far longer than conventional cones, delivering controlled bass with outstanding precision. DB3D shares its drive units with 802 D3, while the cone on the DB2D is the same as that found in the 800 D3. DB1D, meanwhile, features all-new and massively powerful 12-inch drive units.



Balanced

DB Series subwoofers use two bass cones arranged in an opposed, balanced configuration that greatly reduces cabinet vibration and ensures a cleaner, more precise sound. The result: fantastic, coloration-free bass.



Digital

Thanks to an all-new digital preamplifier, the DB Series subwoofers' awesome power is always delivered optimally. The powerful combination of Dynamic EQ plus automatic calibration and equalisation ensures outstanding performance in every circumstance.

Specification



DB1D



DB2D



DB3D

	DB1D	DB2D	DB3D
Description	DB Series Subwoofer	DB Series Subwoofer	DB Series Subwoofer
Drive units	2 x 300mm (12in) Aerofoil cone bass unit	2 x 250mm (10in) Aerofoil-cone drive units in a balanced configuration	2 x 200mm (8in) Aerofoil-cone drive units in a balanced configuration
Frequency range (-6dB)	8.5Hz - 500Hz	8.5Hz - 500Hz	8.5Hz - 500Hz
Frequency Response -3dB (centred on level at 100Hz)	10Hz - 350Hz	10Hz - 350Hz	10Hz - 350Hz
Max power output	2000W Class D Hypex amplifier	1000W Class D Hypex amplifier	1000W Class D Hypex amplifier
Rating power consumption	360W	195W	195W
Standby power consumption	<0.5W	<0.5W	<0.5W
Input impedance	XLR 20kOhm RCA 10kOhm	XLR 20kOhm RCA 10kOhm	XLR 20kOhm RCA 10kOhm
Signal to noise ratio	92dB	82db	82db
Features	2000W Class D Hypex amplifier 2 x 300mm (12in) Aerofoil-cone drive units in a balanced configuration Digital preamplifier with Dynamic EQ, App-based set-up and BT-LE control	1000W Class D Hypex amplifier 2 x 250mm (10in) Aerofoil-cone drive units in a balanced configuration Digital preamplifier with Dynamic EQ, App-based set-up and BT-LE control	1000W Class D Hypex amplifier 2 x 200mm (8in) Aerofoil-cone drive units in a balanced configuration Digital preamplifier with Dynamic EQ, App-based set-up and BT-LE control
Inputs	2 x XLR 2 x RCA 2 x 3.5mm 12V trigger RS-232 – 9-pin D connector	2 x XLR 2 x RCA 2 x 3.5mm 12V trigger RS-232 – 9-pin D connector	2 x XLR 2 x RCA 2 x 3.5mm 12V trigger RS-232 – 9-pin D connector
Dimensions			
Height	460mm (18.1in)	430mm (16.9in)	360mm (14.1in)
Width	429mm (16.9in)	377mm (14.8in)	320mm (12.6in)
Depth	410mm (16.1in)	360mm (14.2in)	300mm (11.8in)
Net weight	43kg	36kg	25kg
Cabinet finish	Gloss Black (with black grilles) Rosenut (with black grilles) Satin White (with grey grilles)	Gloss Black (with black grilles) Rosenut (with black grilles) Satin White (with grey grilles)	Gloss Black (with black grilles) Rosenut (with black grilles) Satin White (with grey grilles)

Bowers & Wilkins

B&W Group Ltd
Dale Road
Worthing West Sussex
BN11 2BH England

T +44 (0) 1903 221 800
F +44 (0) 1903 221 801
info@bwgroup.com
www.bowers-wilkins.com