

UNIVERSAL RAMP SUPPORT



ADMIRAL

Suitable on:
StageDex
Bütec
SIXTY82

WLL
100kg




Follow the six ⑥ steps set-up to set-up your stagedecks ramp.

Set-up

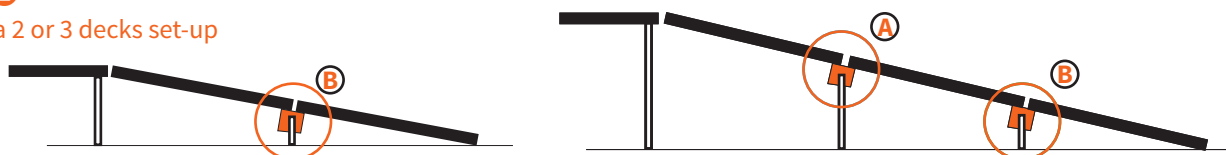
Step ①

Determine stage height



Step ②

Choose a 2 or 3 decks set-up



Step ③

Determine leg height

Example:

Stage height = 80 cm
Ramp of 3 decks set-up

Set of legs:

Leg A = 46cm Leg B= 22cm*

UNIVERSAL RAMP SUPPORT			
stage	leg B	Leg A	
120 cm	1	36 cm	73 cm
105 cm	2	31 cm	63 cm
100 cm	2	29 cm	60 cm
90 cm	3	26 cm	53 cm
80 cm	4	22 cm	46 cm
75 cm	4	21 cm	43 cm
60 cm	5	16 cm	33 cm
80 cm	1	34 cm	
75 cm	2	32 cm	
60 cm	3	24 cm	
45 cm	5	17 cm	
40 cm	5	14 cm	

Step ④

Lock the ramp support

Example:

Stage height = 80 cm
Ramp of 3 decks set-up

Position pin in hole ④

* Given length of legs are rounded values.

UNIVERSAL RAMP SUPPORT



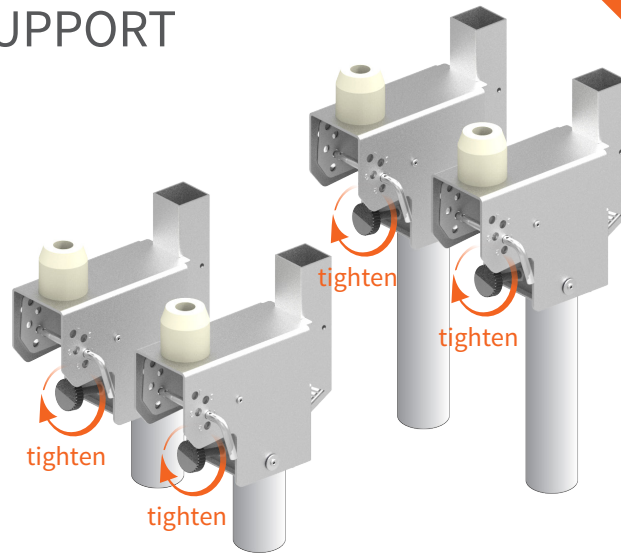
Step 5

Composition

Example:

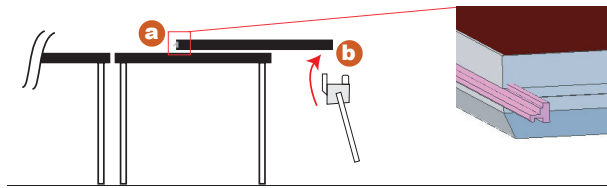
Stage height = 80 cm
Ramp of 3 decks set-up

4x Universal Ramp support
2x Leg 46 cm
2x Leg 22 cm

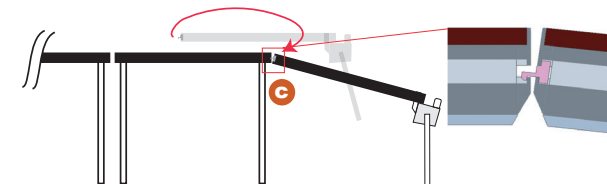


Step 6

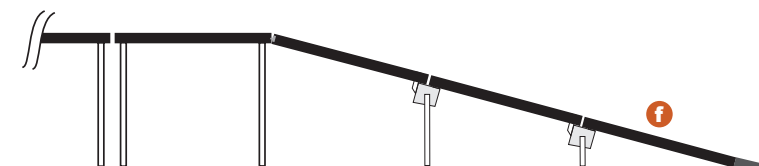
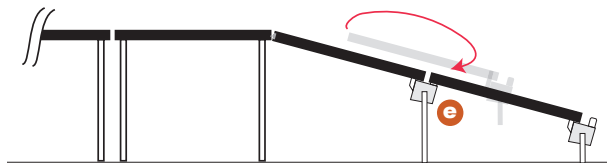
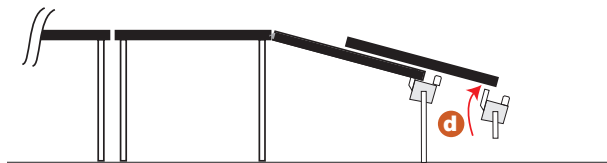
Construction



Insert deck-to-deck profile into the first ramp part.



Hook Stagedecks deck-to-deck profile onto the stage.



G

Use the **ADMIRAL Ramp Slope** to finish the job.



Usage

